



THE CITY OF

HARRISBURG

2024

B U D G E T B O O K





CITY OF HARRISBURG

2024 APPROVED BUDGET



MAYOR

Wanda R.D. Williams

Submitted to City Council

Presented November 28, 2023

CITY COUNCIL

Danielle Bowers, President
Ausha Green, Vice-President

Shamaine Daniels, Member
Westburn Majors, Member

Ralph Rodriguez, Member

Robert Lawson, Member
Jocelyn Rawls, Member

CITY CONTROLLER
Charles DeBrunner

CITY TREASURER
Daniel Miller



CITY OF HARRISBURG

2024 APPROVED BUDGET

PREPARED BY:

Daniel A. Hartman
Chief of Staff/Business Administrator

Marita J. Kelley, MPA
Finance Director

Timothy Brooks
Budget Manager

SPECIAL ACKNOWLEDGEMENTS:

Bryan McCutcheon

Bill Leinberger
Tracie Fountain

Leondra Smith-Manning



Table of Contents

Introduction	9	Facilities and Special Projects	212
Budget Overview	21	Facilities and Special Projects	213
Fund Summaries	22	Debt Service Fund	221
General Fund - Revenue Analysis	25	Capital Projects Fund	223
General Fund	31	State Liquid Fuels Fund	227
General Government	32	Host Municipality Fee Fund	233
City Council	33	Neighborhood Services	239
Mayor's Office	41	Neighborhood Services Fund-City Services	242
Controller's Office	47	Neighborhood Service Fund-Park Maintenance	253
Treasurers' Office	52	Neighborhood Service Fund-Borough of Steelton	259
Solicitors' Office	59	Neighborhood Service Fund-Borough of Penbrook	262
Department of Administration	67	Neighborhood Service Fund-Borough of Paxtang	265
Business Administrators Office	68	Harrisburg Senators Fund	269
Financial Management	74	Incinerator/Disposal Fund	273
Grants	81	Blight Remediation Fund	277
Communications	87	Special Events/Project Reimbursement Fund	283
Information Technology	94	Fire Protection Fund	289
Human Resources	102	Police Protection Fund	293
Licenses & Tax Enforcement	109	Parks & Recreation Fund	299
General Expenses	118	WHBG-TV Fund	307
Transfers	122	Events Fund	311
Department of Building and Housing	123		
Planning	124		
Business Development	130		
Department of Public Safety	136		
Police	137		
Fire	156		
Codes	173		
Department of Public Works	181		
Traffic & Engineering	183		
Vehicle Maintenance Center	194		
Parks, Recreation and Enrichment	203		



Introduction

HOW TO USE THE BUDGET DOCUMENT

This page provides an explanation of the format and content of the Fiscal Year (FY) 2024 Proposed Budget document. To find the exact location of this information, please refer to the Table of Contents. The major portions of the document are described as follows:

Introductory Information

This introductory information consists of a pictorial presentation of the City's Elected Officials and Organizational Chart, and a narrative describing the City's Organizational Structure.

Budget Overview

Contained within the Budget Overview is the Budget and Finance section. This section describes the financial and operating policies and procedures that guide the development of the City's budget. Additionally, the Budget Summary section provides the reader a series of financial summaries with information on revenues, expenditures, and staffing levels for FY 2023 and prior years.

Budget Detail

These sections contain information on FY 2024, as well as historical revenue and expenditure information for the General Fund, Special Revenue Funds, Debt Service Fund, and Utility Funds operating budgets. Within each is an organizational chart and a brief description of the services provided. This detail of fund and corresponding department budgets is represented according to:

- Description of individual programs - a listing of the department, bureaus, offices/divisions, and corresponding functions.
- Summary of resources (revenue) and appropriations (expenditures) - total fund budget.
- Detailed information on the staffing compliment of all budgeted positions.
- Major Category detail - provides detail of revenues and expenditures for FY 2020, 2021, 2022, 2023 Actuals, FY 2023 Adjusted Budget, and FY 2024 Proposed Budget. Revenue line-items identify specific funding sources. Expenditure line-items are categorized as Personnel, Services, Supplies, and Other.
- Line-Item Detail provides detail of revenue and expenditures at the individual line-item level.

City of Harrisburg

Our Vision, Mission and Values Statements

OUR VISION

Harrisburg will be:

- Financially Honest
- Fiscally Responsible
- Dedicated to the Safety of ALL Citizens and Neighborhoods
- Focused on Developing Our Youth
- Smart on Redeveloping Our City
- Building a Better Economy that Meets the Needs of the Greater Region
- Better at Responding to Those in Need
- A City That Is Proud Again

OUR MISSION

To eliminate Harrisburg's debt burden from prior administrations, navigate an inflationary world, all while maintaining and improving services. To be honest in how we operate and restore faith in how we manage resources that benefit citizens of all ages and demographics.

OUR VALUES

- Honesty
- Integrity
- Compassion
- Dedication
- Collaboration
- Innovation

CITY OF HARRISBURG ORGANIZATIONAL STRUCTURE

The City of Harrisburg has a "Strong Mayor/Council" form of government. The Mayor is the full-time Chief Executive Officer, and City Council Members are the separate, part-time Legislative Body. The Mayor possesses the power to veto legislation. The veto would require a two-thirds vote of the City Council to override. As the Chief Executive Officer, the Mayor prepares and submits the budget to the City Council for review and approval. Organizationally, this provides the Mayor with an institutional focus for planning, programming, and developing policy. In fact, the Mayor clearly and directly has the authority and responsibility to determine public policy relating to financial and administrative matters with appropriate oversight by the City Council.

On March 19 (the anniversary of the City's Incorporation as a City in 1860), or another date, the Mayor has traditionally provided the "State of the City" address at a public event. This address presents the general state of the City's finances and overall economy and describes the policies established in the fiscal year budget approved by the Mayor and City Council. The Administration is charged with the responsibility of carrying out the Mayor's policies as set forth by the Budget and in Executive Orders issued throughout the year.

The Mayor, as chief executive, has the sole authority to select, direct, and oversee his/her Administration. As head of the Executive/Administrative Branch of government, the Mayor appoints the Chief of Staff/Business Administrator, whose appointment is confirmed by the City Council. The Business Administrator is the Chief Administrative Officer of the City. This position is responsible for overseeing mayoral instruction to directors and deputy directors. With a top-down form of management, department/office directors and deputy directors are fully accountable for departmental operations. This includes overseeing supervisory line management to ensure that the City's goals and priorities are met.

The formal organizational structure of the City comprises General Government operations and five departments: Administration, Facilities and Special Projects, Finance, Public Safety and Public Works. The City's administrative focus is the department. The largest organizational component within a department is the bureau. The structural design of the bureau is closely tied to service output or function. Bureaus provide separation of duties within each department. With responsibilities delegated at such a definitive level, many bureaus can be interpreted as local government programs. A further delineation by division/unit emphasizes the distribution of workloads to achieve a specific output. To evaluate this output, the Budget staff has incorporated policy objectives and performance measurements into the budget document to analyze the effectiveness and efficiency of service delivery. Meeting organizational goals and objectives is the ultimate outcome each department is attempting to achieve.

To account for departmental and office fiscal transactions, the City utilizes the fund basis of accounting whereby all governmental activities are accounted for through a series of distinct funds, including reporting entities, to control resources and demonstrate compliance with various legal and budget constraints affecting government. The General Fund accounts for all resources not otherwise devoted to specific activities and finances; this includes many of the basic municipal functions. Other governmental funds include Special Revenue Funds (State Liquid Fuels Fund), Capital Projects Fund, Host Fee Fund, State/Federal Grants Fund, and Debt Service Fund. The City also has an expendable Trust Fund and one Utility Fund. The budget is organized by fund and is further identified by revenue and expenditure detail.

Some Departments combine the operations of more than one fund. The Department of Engineering and Planning combines General Fund operations with the State Liquid Fuels Fund operations, and the Department of Public Works combines General Fund and State Liquid Fuels Fund operations with the Neighborhood Services Utility Fund, which is owned and operated solely by the City. Additionally, the Parks, Recreation, and Facilities Department combines General Fund operations with the Neighborhood Services Utility Fund, Parks and Recreation Special Revenue Fund, and Events Fund.

General Government encompasses eight offices, which include separate offices for elected officials. The Office of City Council is made up of seven at-large elected members headed by the Council President. The City Clerk provides technical and administrative support to the City Council.

The Office of the Mayor is the administrative office for all mayoral activities. The Mayor, who is elected at-large, is the highest-ranking public official.

The City Controller and the City Treasurer are part-time at-large elected officials. Each has an office to provide the required public service. Both have full-time deputies who are delegated to carry out daily operations.

The Office of the City Solicitor, also called the Law Bureau, is headed by the City Solicitor, appointed by the Mayor, and confirmed by the City Council. This Office ensures that the policies adopted and actions taken by the Mayor and City Council fall within the limitations and authorities prescribed by federal, state, and local statutes and ordinances. Assisting the City Solicitor are the Senior Deputy Solicitor, Deputy City Solicitor, Assistant City Solicitor, and support staff.

The Department of Administration works with the Mayor to establish and uphold policy by overseeing the administrative management and supervision of all City departments. The Chief of Staff/Business Administrator directly oversees the activities of the Bureaus of HR, IT, Tax Enforcement, and Economic and Business Development and is responsible for the negotiation of all three collective bargaining contracts as well as the risk management, affirmative action and loss control functions of the City. The Chief of Staff/Business Administrator also oversees the work of the Department of Building and Housing, and Economic Development, and the Bureau of Planning, which is headed by a Director who oversees efforts to plan, develop, oversee, maintain and improve the physical stock of the City's neighborhoods and is accountable for all administration of federal CDBG, HOME, LEAD, and ESG programming and funds.

The Bureau of Information Technology is headed by a Director and oversees all of the City's information and communication systems.

The Bureau of Human Resources is headed by a Director and manages the City's human resource operation, which includes payroll processing, maintenance of personnel records, recruitment, and administering the City's benefits programs.

The Bureau of Licensing, Taxation, and Central Support is headed by a Director and is responsible for the billing and processing of mercantile, parking, and amusement taxes, as well as certain collection activities on delinquent accounts and is oversees operations of the City's duplicating center.

The Department of Budget and Financial Management is headed by the Finance Director, oversees and administers all fiscal activities of the City, directing the Accounting, Budget, Grants, and Purchasing Offices.

The Department of Public Safety consists of the Police Bureau, Fire Bureau, and Codes Enforcement Bureau. The Mayor is the Director of this Department.

The Bureau of Police is headed by the Police Commissioner, Deputy Police Chief, and a team of Captains. These positions are all classified as management. Uniformed officers under the rank of Captain are not classified as management personnel. Lieutenants, sergeants, and corporals fulfill supervisory roles. The Deputy Police Chief and Captain head the Uniformed Patrol, Criminal Investigation, and Technical Services divisions. Within these divisions, additional organizational components exist. Several of these sections or units carry out specified police activities. The variety of police operations and the number of approved personnel make it the largest and most complex Bureau in the City's organization. The Police Accreditation Program accounts for some of the structural delineations in this bureau because many stipulations for accreditation require appropriate separation of duties.

The Bureau of Fire, headed by a Fire Chief and two Deputy Fire Chiefs, maintains three firehouses and a large complement of firefighting apparatus with full-time personnel to support these facilities. Other personnel are uniformed firefighters, some of whom are assigned to specific details such as fire safety and fire inspection.

The Department of Public Works is responsible for the Bureau of Vehicle Management, Bureau of Parks and Recreation and the Bureau of Traffic and Engineering in the General Fund and the Bureau of City Services in the Neighborhood Services Fund. Besides regularly scheduled residential and commercial sanitation services, some of the services provided by the Department of Public Works require a twenty-four-hour, seven-day-per-week schedule, especially as it relates to traffic and weather-related emergency management issues.

The Public Works Director is assisted by two Deputy Directors of Public Works. The Public Works Director and Deputy Director of Public Works Operations directly supervise all sanitation crews' work. The Public Works Director and Deputy Director of Parks and Recreation directly supervise all work related to city parks. The Bureau of Vehicle Management is managed by the Fleet Manager and is responsible for servicing all City vehicles and vehicular equipment.

BUDGET AND FINANCE

SCOPE OF THE BUDGET

The budget for the City of Harrisburg is a multifaceted document that expresses spending policy for the fiscal year, illustrates a resource allocation plan for the Administration to implement, describes the services provided, and provides a means of communication between citizens and elected officials.

The budget spells out a management strategy through specific objectives designed to provide the best services at the most efficient cost. With regard to the delivery of services, these objectives must produce measurable results as key indicators of the effectiveness and efficiency of government policies and programs. Programs must be evaluated every year to determine their legitimacy since limited resources must be allocated between existing programs and the need for new ones. Also, the success of programs and the efficiency with which policy goals are met constitute two performance measures by which managers are evaluated for tenure and annual salary increases.

Interplay between elected officials and input from citizens via budgetary hearings and public access to the budget further enhances the democratic process involved in public programming and financing. Elected officials, who experience a wide range of pressures and competing interests, must take the initiative to hold the line on budget growth. As the chief executive, the Mayor is at the center of the budgeting process, commanding a comprehensive perspective on disparate interests. The Mayor takes the lead in determining budgetary policies within an environment of competing priorities and limited local government resources. The City Council then examines the Mayor's proposed budget and has the opportunity to make amendments before approving it in final form.

In summary, the budget is a policy instrument, a financial plan, an operations guide, and a communicative device. The true art of budgeting reflects a combination of leadership, independent judgment, competent administration, and cooperation between the various branches of City government.

BUDGET PROCESS

The budget for the City is compiled by the Bureau of Financial Management's Office of Budget and Analysis. The fiscal year for the City of Harrisburg is January 1 to December 31. The actual budget preparation process gets underway in July. One important element of this process is a cooperative effort between the Bureaus of Budget and Financial Management and Information Technology, which produces the Position Control Salary Projection reports for all funds. This salary information is vital in preparing personnel projections because it incorporates proposed management increases and bargaining unit contractual increases. Such personnel data greatly assists department directors in determining salary costs for the budget requests.

The City has historically used an incremental budget technique in arriving at the requested figures. Incremental budgeting emphasizes changes in the costs of providing City services based on competing priorities. To evaluate these priorities, department directors/bureau chiefs examine historical trends of line-item costs using a three-year cost analysis to determine the needs of the department or office for the forthcoming year. The Office of Budget and Analysis reviews all requests for accuracy and completeness. This step usually occurs around the beginning of September. The Office of

Budget and Analysis prepares the revenue projections for presentation to the Mayor, who evaluates the budget gap between revenue projections and expenditure requests. The Mayor meets with the Budget staff and conducts follow-up meetings with Departmental Directors, Bureau Chiefs, and other staff to determine the most viable means to balance the budget. Generally, multiple lengthy sessions over a period of 2 months are required before the budget is balanced and decisions regarding revenue and expenditure proposals are incorporated into the proposed budget document.

Based on the City's Administrative Code, the Mayor shall, not later than the month of November, require all department heads to submit requests for appropriations for the ensuing budget year and to appear before the Mayor, the Business Administrator or Finance Director at a public hearing, on the various requests, where each department and bureau directors substantiates their expenditure projections and justifies their requests.

Pursuant to the City's Administrative Code, the Mayor's Proposed Budget is presented to City Council at the last legislative meeting in November, at which time the document becomes available to the public. During Budget and Finance Committee meetings, set by City Council, all offices/departments present to Council an estimate of the revenues and expenditures required to provide public services during the ensuing fiscal year.

City Council then makes appropriations and adopts the budget by ordinance no later than December 31. During the month of January following a municipal election, however, City Council may amend the budget with proper notice for public inspection of the proposed budget amendment. Any amended budget ordinance must be adopted by City Council before the 16th day of February. Within 15 days after the adoption of the budget ordinance, a copy of the same must be filed with the Commonwealth of Pennsylvania, Department of Community and Economic Development.

BUDGET CALENDAR

August-September	<ul style="list-style-type: none">● Prepare and distribute expenditure request manualsPrepare and distribute revenue project manuals● Update title and divider pages, table of contents● Compile expenditure requests returned from office/department●
September- October	<ul style="list-style-type: none">● Update the Budget and Finance section Design cover for Budget● Develop revised revenue and expenditure projections for 9/30.● Fiscal Report projections and actual activity to date● Mayoral budget hearings and review process with department● Update to distribute narrative and performance info.●
October	<ul style="list-style-type: none">● Prepare a preliminary projected revenue vs. expenses 1st and 2nd rounds of budget review with Mayor/Budget Office● Update Budget Summary section●
November	<ul style="list-style-type: none">● Hold Public Hearings to discuss department head requestsFinal revision and proofreading of Mayor's Proposed Budget● Compiling, printing, and binding of Mayor's Proposed Budget● Mayor's Proposed Budget presented to City Council●
December	<ul style="list-style-type: none">● City Council budget hearings and adoption

REVENUE PROJECTIONS

Using actual and projected data, various analyses are performed by the Bureau of Budget and Financial Management to project revenues. Revenue estimates are mostly based on three different projection methods, which incorporate growth rates over the previous three years, current year receipts, and collection rates where applicable, and essential input from department directors, as well as known variations in specific line item projections. Each projection method is tested against actual prior year revenues to determine validity. This validity test is conducted at the revenue line-item (detail) level, and only the projection methods deemed valid are utilized. In addition, unusual circumstances and one-time revenue sources are given appropriate consideration.

Method 1	2023 Actual Revenues at September 30, 2023 / 9 months x 12 months
Explanation	A monthly average of current-year revenues is calculated based on nine months of receipts, which are then annualized to project current-year revenues. Based on revenue trends and this method of projection for 2022 revenues, 2023 revenues are projected.
Method 2	2023 Actual Revenues at September 30, 2023 / (2022 Actual Revenues at September 30, 2023/ 2022 Actual Revenues at December 31, 2022).
Explanation	A percentage of 2023 revenues is determined from revenue receipts at September 30, 2023. The 2023 actual revenues at September 30, 2023, are divided by the percentage collected at September 30, 2023, to project revenues for 2024.
Method 3	
Explanation	The 2023 revenues can be projected by multiplying the percentage of 2022 Budget, which was collected at December 31, 2022, times the 2023 Budget. By reviewing the historical actuals to budget ratios, assumptions can be determined to assist in 2024 revenue projections.

REVENUE PROJECTION METHODS

PERFORMANCE INFORMATION

A Performance Program Budget (PPB) system utilizes specific program objectives to produce a desired output. The City currently does not present a formal programmatic budget; however, many aspects of the existing budget emulate the strategy of PPB. A program is a primary function of government which identifies clearly the delivery of a particular service to the taxpayers. The bureaus, divisions, and units actually represent individual City programs. An important exercise in preparing a PPB is determining performance measurements to meet specific program objectives.

The purpose of preparing performance information is to quantitatively determine the effectiveness and efficiency of departmental programs. The budget is the resource allocation plan for the City, and it identifies the financial input necessary to meet departmental objectives. Performance measurements, or indicators, measure the level of output against the input of budgeted funds. The end result should be to minimize the resources or dollars utilized to achieve a specified level of output.

From a policy standpoint, these measures can provide data to decision-makers to assist them in providing better services to citizens at the least possible cost. They also can provide direction in appropriating available resources, identifying areas of service that may require more resources, and addressing strengths and weaknesses in achieving the objectives of the services being provided.

Performance information data is based on a management objective established by the department director. These measurements concentrate on the performance of the entire bureau or division, not on an individual’s performance. The activities measured are those required to meet the overall objective of the department/bureau. If the measured activity achieves most of its objectives and receives a highly satisfactory rating, then it is considered to be effective.

The 2024 Proposed Budget does not include data measuring the department’s performance as the 2021, 2022, 2023, and projected 2024 measurement data was not complete before the preparation of this document.

Since the City’s management reserves the right to establish goals and objectives to determine the cost of service delivery, quantitative analysis of City services assists management in providing the best possible service at the least possible cost. It is hoped that citizen surveys can become part of performance measurements to determine taxpayer satisfaction in the future. Given the limited resources of time and staffing, such a survey is currently impractical. To some degree, however, the election process itself is an indication of taxpayer satisfaction.

BUDGETARY ACCOUNTING AND CONTROLS

A City Council ordinance establishes the annual budget for the General Fund, Special Revenue Funds, Debt Service Fund, and Proprietary Funds. Budgets for all funds are prepared on a cash basis with respect to revenues and on an item-vouchered basis with respect to expenditures. Some Special Revenue Funds are exempted from legally adopted budgetary requirements, such as Grants Fund, Capital Projects Fund, and Expendable Trust Funds.

Grant programs accounted for in the Grant Programs Fund are administered under project budgets determined by contracts with state and federal grantor agencies. Effective expenditure control is achieved in the Capital Projects Fund through bond indenture provisions and project budgets. Control over spending in the Expendable Trust Fund is achieved by the use of internal spending limits.

The administration may authorize budgetary transfers up to \$20,000 between major category line items. However, no transfers shall be permitted into or within any personnel line-items to augment any individual wage or salary allocation previously established by City Council for any position without City Council approval, except to accommodate payments to employees as required under applicable laws or collective bargaining agreements. City Council approval is required for transfers in excess of \$20,000 along budgetary major category line-items. In the absence of budgeted financing, the City Council may approve a supplemental appropriation from unappropriated fund balances; or from a new, unanticipated, and unbudgeted revenue source(s) received during the course of the budget year. There were supplemental appropriations enacted during 2021.

Appropriations are authorized by ordinance at the fund level with the exception of the General Fund, which is appropriated at the functional office or department level except for the Office of Administration, which has separate budgets for administration and general expenditures. Appropriations are further defined through the establishment of more detailed line-item budgets.

Encumbrances

Encumbrance accounting, under which purchase orders, contracts, and other commitments for the expenditure of monies are recorded in order to reserve that portion of the applicable appropriation, is employed as an extension of formal budgetary integration in the governmental and proprietary fund types. Encumbrances outstanding at year-end do not constitute expenditures or liabilities, but are re-appropriated in the succeeding year. The City records such encumbrances as reservations of fund balance in governmental funds, which have fund balances at year-end. Encumbrance accounting is used in proprietary fund types as a tool for budgetary control, but reserves are not reported. The subsequent year's appropriations provide authority to complete the transactions as expenditures.

FINANCIAL INFORMATION

The management of the City is responsible for establishing and maintaining an internal control structure designed to ensure that assets are protected from loss, theft, or misuse and that adequate accounting data is compiled to allow for the preparation of financial statements in conformity with generally accepted accounting principles. The internal control structure is designed to provide reasonable, but not absolute, assurance that these objectives are met. The concept of reasonable assurance recognizes that (1) the cost of a control should not exceed the benefits likely to be derived and (2) the valuation of costs and benefits requires estimates and judgments by management.

Independent Audit:

The City's Administrative Code requires an annual independent audit of the books of account, financial records, and transactions of the City by an independent certified public accounting firm. In addition, various bond indentures also require such an audit.

In addition to meeting the requirements set forth above, the audit has also been designed to comply with the Single Audit Act of 1984 and related OMB Circular A-133. The independent auditor's report on the basic financial statements, along with the combining and individual fund statements and schedules, is included in the financial section of the City's Comprehensive Annual Financial Report. The independent auditor's reports related specifically to the Single Audit are included in a separately issued single audit document.

Single Audit:

As a recipient of federal and state financial assistance, the City is also responsible for ensuring that an adequate internal control structure is in place to ensure compliance with applicable laws and regulations related to those programs. The internal control structure is subject to periodic evaluation by management and internal audit staff of the City.

As part of the City's Single Audit, tests are made to determine the adequacy of the internal control structure, including that portion related to federal financial assistance programs and the City's compliance with applicable laws and regulations.

Audit Committee:

During 2007, the City of Harrisburg established an Audit Committee to provide independent review and oversight of the City's financial reporting processes, internal controls, and annual audit. The City's independent auditor now reports directly to the Audit Committee, versus management as in prior years. The Committee is made up of five voting members and the City Council Budget and Finance Committee Chair, or his/her designee, as an ex officio sixth non-voting member. Three members must be well-versed in accounting procedures, and one member must be a CPA. No City employee may serve as a committee member except for the ex-officio Budget and Finance Chair or his/her designee.

Cash Management:

The City's current investment policy is to minimize credit and market risk while maintaining a competitive yield on its portfolio. All cash that is temporarily idle is invested in interest bearing demand deposits, repurchase agreements, or statewide money market funds, thereby increasing the average yield on idle funds. A significant portion of the City's cash and investments is maintained in bank trust accounts under the management of trustees.

An ordinance of the City Council requires that all deposits be held in insured, federally regulated banks or financial institutions and that all amounts in excess of federal insurance be fully collateralized in accordance with a state statute that requires banks to pledge a pool of eligible assets against the total of its public funds on deposit.

Basis of Accounting:

Although the annual budget is prepared on a cash basis with respect to both revenues received and expenditures disbursed for all funds, the Governmental Funds and Expendable Trust and Agency Funds are reported on the modified accrual basis of accounting for financial statement purposes. Revenues of these funds are recognized in the year in which they become both measurable and available within 60 days after year-end to pay current year liabilities. The major revenue sources accrued by the City include real estate taxes, local income and services taxes, intergovernmental revenue, departmental earnings, and investment income. Revenues from other sources are recognized when received. Expenditures are generally recognized in the year the related fund liability is incurred. Principal and interest on general long-term obligations are recognized when due. Prepaid items and inventory purchases are reported as expenditures in the year the items are used. Expenditures for claims, judgments, compensated absences, and employer pension contributions are reported as the amount accrued during the year that normally would be liquidated with expendable available financial resources.

The accrual basis of accounting is utilized by proprietary fund types for financial statement reporting purposes. Under this method, revenues are recorded when earned, and expenses are recorded at the time liabilities are incurred.

BUDGET SUMMARY RESOURCE ALLOCATION

The following Resource Allocation chart lists resources and appropriations for each fund and provides a grand total for all City resources. The accounts of the City are organized on the basis of fund(s), each of which is considered to be a separate accounting entity. These funds are the General Fund, Special Revenue Funds, Debt Service Fund, and utility funds. The City of Harrisburg has established the following utility fund: The Neighborhood Services Fund. Although each fund is accounted for independently, the proper cooperation and interaction among all funds contribute to the overall effective and efficient management of City government.

GENERAL FUND

The General Fund is used to account for resources traditionally associated with government which are not required legally or by sound financial management to be accounted for in another fund.

SPECIAL REVENUE FUNDS

Special Revenue Funds are defined as those funds used to account for proceeds of specific revenue sources that are legally restricted to expenditures for specific purposes.

STATE LIQUID FUELS TAX FUND

The State Liquid Fuels Tax Fund is used to account for State aid revenue for maintaining, lighting, building, and improving City roads and bridges in accordance with policies and procedures of the County Liquid Fuels Tax Act of 1931 and the Liquid Fuels Tax Act 655 of 1956 of the Commonwealth of Pennsylvania.

HOST MUNICIPALITY FEES FUND

The Host Municipality Fees Fund is used to account for host municipality benefit fees received for critical environmental projects and related administrative costs, as mandated by Act 101 - The Municipal Waste Planning, Recycling, and Waste Reduction Act.

SENATORS FUND

The Senators Fund accounts for the revenues and expenses associated with the payment of debt on the financing of a new stadium of the Harrisburg Senators, a minor league franchise formerly owned by the City.

PARKS & RECREATION FUND

The Park & Recreation fund accounts for fee, contribution and grant revenue, along with related expenses, for use in the maintenance and betterment of the City's Parks & Recreation bureau, activities, and programming.

NEIGHBORHOOD MITIGATION FUND

The Neighborhood Mitigation Fund is responsible for the collection of fee revenue and related expenses of the City as they pertain to the enforcement of ordinances regulating blight and local health, housing, and safety codes and regulations, including expenses related to the remediation of blighted conditions, as authorized.

SPECIAL EVENTS AND PROJECTS REIMBURSEMENT FUND

The Special Events and Projects Reimbursement Fund accounts for fee, service provision chargeback and contribution revenue, along with related expenses, for use in the maintenance and betterment of the City's Public Works department

FIRE PROTECTION FUND

The Fire Protection fund accounts for fee, contribution and grant revenue, along with related expenses, for use in the maintenance and betterment of the City's Fire department and activities.

POLICE PROTECTION FUND

The Police Protection fund accounts for fee, contribution and grant revenue, along with related expenses, for use in the maintenance and betterment of the City's Police department and activities.

WHBG FUND

The WHBG fund accounts for fee, contribution, advertising and grant revenue, along with related expenses, for use in the maintenance and betterment of the City's government access cable television channel and station

EVENTS FUND

The Special Events Fund accounts for all revenue raised in support of the City's events, including the July 4th Celebration, Kipona, the Holiday Parade and New Year's Eve. This fund also accounts for related event expenses and is overseen by the Director of Business Development and the Events and Marketing Manager.

DEBT SERVICE FUND

The Debt Service Fund is used to account for the accumulation of resources, principally transfers from the General Fund and State Liquid Fuels Tax Fund, and proceeds from the sale/lease or use of City assets, for the payment of general long- term debt principal, interest, and related costs.

CAPITAL PROJECTS FUND

The Capital Projects Fund is used to account for financial resources to be used for the acquisition, construction, or improvement of major capital facilities (other than those financed by proprietary funds).

UTILITY FUND

Utility funds (also termed enterprise or proprietary funds) are used by a governmental entity to account for services provided to the general public on a user charge basis.

NEIGHBORHOOD SERVICES FUND

The Neighborhood Service Fund is used to account for the revenues and expenses associated with the provision of refuse collection and disposal services to residential, commercial, and industrial establishments of the City as well as Parks and Recreation maintenance services and road repair services, as those are related to the facilitation of refuse collection and disposal services, broadly defined.

Budget Overview

Fund Summaries

Revenues

	2023 Adopted	2024 Approved
General	75,098,203	109,485,200
State Grants	—	—
Federal Grants	—	—
State Liquid Fuels	1,439,056	1,527,005
Host Municipality Fee	379,620	404,123
Water	—	—
Parks/Property Improvement	—	—
Neighborhood Services	20,094,712	21,155,758
Harrisburg Senators	460,738	5,634,470
Sanitation	—	—
Disposal Incinerator	—	210,700
Sewer	—	—
Capital Projects	5,496,040	11,344,249
Community Devel Grant	—	—
Trust And Agency	—	—
Blight Remediation	64,010	77,368
Special Events/Proj Reimb	291,350	256,410
Fire Protection	125,000	100,000
Police Protection	374,175	104,059
Parks & Recreation	520,000	308,500
Whbg - Tv	1,010	1,640
Events	450,800	367,000
Debt Service	5,654,123	1,474,112
Police Pension Trust	—	—
Accrual Fund	—	—
Total Revenues	110,448,837	152,450,594

Expenditures

	2023 Adopted	2024 Approved
General	74,945,048	109,486,173
State Grants	—	—
Federal Grants	—	—
State Liquid Fuels	1,439,056	1,527,005
Host Municipality Fee	367,781	404,123
Neighborhood Services	20,077,913	21,156,072
Capital Projects	5,416,214	9,624,991
Harrisburg Senators	—	5,634,470
Sanitation	—	—
Disposal Incinerator	—	210,700
Community Devel Grant	—	—
Trust And Agency	—	—
Blight Remediation	47,610	77,368
Special Events/Proj Reimb	280,000	256,410
Fire Protection	125,000	100,000
Police Protection	141,250	104,059
Parks & Recreation	517,135	288,500
Whbg - Tv	1,000	1,640
Events	437,000	367,000
Debt Service	5,652,623	1,474,112
Police Pension Trust	—	—
Accrual Fund	—	—
Total Expenditures	109,447,630	150,712,623

Revenues

	2023 Adopted	2024 Approved
General Fund		
Real Estate Taxes	17,882,581	17,251,365
Re Transfer Tax	1,303,813	1,000,000
Hotel Tax Revenue	714,000	1,000,000
Earned Income Tax	15,419,351	17,956,522
Local Services Tax	6,675,407	7,008,608
Mercant/Bus Priv Tax	8,273,841	8,574,413
Dept Admin Revenue	1,144,933	496,113
Dept Bldg & Housing	2,189,139	2,300,000
Dept Public Safety	2,444,345	2,241,924
Utility Billing Rev	2,318	2,000
Dept Of Public Works	611,309	398,000
Dept Parks/Recreatn	9,846	12,500
Fines And Forfeits	732,938	849,668
Licenses And Permits	511,595	500,386
Rental Revenue	89,913	150,000
Intergovernmentl Rev	8,471,983	8,770,000
Misc Revenue	2,387,182	2,983,289
Int/Investmt Income	209,284	690,000
Oth Financing Source	35,519	50,000
Interfund Transfers	100,000	31,973,891
Fund Bal Appropriatn	5,888,906	5,276,521
General Fund Subtotal	75,098,203	109,485,200
Total Revenues	75,098,203	109,485,200
Other Funds		
State Grants	—	—
Federal Grants	—	—
State Liquid Fuels	1,439,056	1,527,005
Host Municipality Fee	379,620	404,123
Water	—	—
Parks/Property Improvement	—	—
Neighborhood Services	20,094,712	21,155,758
Harrisburg Senators	460,738	5,634,470
Sanitation	—	—
Disposal Incinerator	—	210,700
Sewer	—	—

Revenues

	2023 Adopted	2024 Approved
Community Devel Grant	—	—
Trust And Agency	—	—
Blight Remediation	64,010	77,368
Special Events/Proj Reimb	291,350	256,410
Fire Protection	125,000	100,000
Police Protection	374,175	104,059
Parks & Recreation	520,000	308,500
Whbg - Tv	1,010	1,640
Events	450,800	367,000
Capital Projects	5,496,040	—
Debt Service	5,654,123	1,474,112
Police Pension Trust	—	—
Accrual Fund	—	—
Other Funds Subtotal	35,350,634	31,621,145
Total Revenues	35,350,634	31,621,145

General Fund - Revenue Analysis

Account		2020 Actual	2021 Actual	2022 Actual	2023 Budget	2024 Budget
Real Estate Taxes						
301001	Discount Period	12,228,617	12,900,338	13,310,947	13,565,459	13,086,628
301002	Flat Period	2,954,415	1,208,405	1,097,374	1,623,184	1,565,889
301003	Penalty Period	121,873	1,040,521	909,125	737,134	711,115
301004	Refund Prior Yr Re Tax	(10)	(28,242)	(253,165)	(254,244)	(245,270)
302001	Discount Amount	(244,573)	(258,007)	(266,042)	(271,129)	(261,559)
302003	Penalty Amount	9,800	104,156	91,133	71,295	68,779
303000	Prior Yr Flat Amt	111	573	—	—	—
304001	Tax Liens	(2)	(11)	—	—	—
305001	Tax Amount-1St Prior Year	725,204	1,038,308	641,246	787,271	759,482
305002	Tax Amount-2Nd Prior Year	832,757	977,983	760,993	973,920	939,543
305003	Tax Amount-3Rd Prior Year	76,953	294,049	118,226	207,491	200,167
306001	Penalty/Int 1St Yr Prior	99,245	127,171	74,073	98,841	95,352
306002	Penalty/Int 2Nd Yr Prior	197,246	229,071	176,397	231,158	222,998
306003	Penalty/Int 3Rd Yr Prior	30,467	138,688	65,611	112,201	108,241
307000	Tax Amount/Tax Sales	—	6,105	—	—	—
Real Estate Taxes Subtotal		17,032,102	17,779,107	16,725,918	17,882,581	17,251,365
Re Transfer Tax						
309000	Transfer Tax Revenue	814,788	1,033,820	1,430,158	1,303,813	1,000,000
Re Transfer Tax Subtotal		814,788	1,033,820	1,430,158	1,303,813	1,000,000
Hotel Tax Revenue						
310000	Hotel Tax Revenue	—	—	700,000	714,000	1,000,000
Hotel Tax Revenue Subtotal		—	—	700,000	714,000	1,000,000
Earned Income Tax						
321000	Eit - Curr Yr	12,635,591	14,271,927	16,050,824	15,618,358	18,203,045
323001	Eit Commissions	(180,032)	(162,110)	(217,376)	(199,007)	(246,523)
323003	Eit-County Tax Collect Com Fee	—	—	—	—	—
Earned Income Tax Subtotal		12,455,559	14,109,816	15,833,448	15,419,351	17,956,522
Local Services Tax						
316000	Local Services Tax	6,559,867	6,687,104	6,825,442	6,793,544	7,133,221
316006	Ems Tax Prior Year	116	—	—	—	—
316009	Local Svcs Tax-Commission	(114,894)	(114,133)	(119,237)	(118,137)	(124,613)
Local Services Tax Subtotal		6,445,089	6,572,970	6,706,205	6,675,407	7,008,608
Mercant/Bus Priv Tax						
324001	Mercantile/Bus Lic Cur Yr	199,250	213,507	214,250	216,499	222,417

Account		2020 Actual	2021 Actual	2022 Actual	2023 Budget	2024 Budget
324002	Mercantile/Bus Lic Pr Yr	17,160	22,000	19,000	19,671	20,208
324004	Merc/Landlord Lic Curr Yr	115,500	113,300	107,900	113,654	116,761
324005	Merc/Landlord Lic Prioryr	32,240	36,090	38,170	39,892	40,983
324020	File Fee/Court Cost Remit	11,752	12,206	12,785	14,343	14,735
325001	Mbp Tax - Current Yr	2,947,360	3,002,403	3,269,860	3,363,361	3,455,296
325002	Mbp Tax - Prior Yr	159,690	522,224	223,405	235,446	241,882
325003	Mbp Tax - Penalty	125,597	223,802	166,160	172,959	177,687
325004	Mbp Tax - Interest	31,580	80,823	50,355	54,367	55,854
325005	Mercantile Tax Temp/Hold	—	—	—	—	—
326001	Mbp Amusement Tax	203,453	117,510	286,475	301,348	383,998
326002	Mbp Amusemt Tax-Prior Yr	949	5,533	893	1,424	1,462
326003	Mbp Amusement Tax Penalty	705	1,021	1,534	1,601	1,645
326004	Mbp Amusement Tax - Int	5	382	341	355	365
327000	Mbp Parking Taxes Current	3,442,093	3,386,750	3,671,272	3,672,513	3,772,896
327001	Mbp Parking Fee	11,327	14,939	11,805	11,124	11,429
327002	Parking License Fee-Prior	—	8,773	272	277	285
327003	Parking License Fee-Penal	2,033	25	2,881	1,556	1,598
329000	Mbp General License Tax	30,080	41,525	54,620	53,451	54,912
Mercant/Bus Priv Tax Subtotal		7,330,772	7,802,814	8,131,977	8,273,841	8,574,413
Dept Admin Revenue						
340025	Neighborhd Svc Gen Adm Chrgs	—	—	—	811,063	162,213
340040	Satisfaction Fees	228	528	474	498	500
340050	Filing Fee Returns	214	500	549	535	500
340060	Metro	1,275	460	—	—	—
340061	Life Partnership Registry	25	25	—	—	—
340065	Liens - Court Cost Remittances	—	—	36	—	—
340080	Collectn Re Rev (School)	99,609	121,504	82,996	66,080	66,000
340081	Collect Mbp Fees (School)	114,993	88,516	81,645	121,993	122,000
340085	Nsf Check Fee	4,050	3,413	4,890	4,847	4,900
340090	Other Administrative	97,018	136,908	137,973	139,917	140,000
340091	Mercantile Documents Fees	—	—	10	—	—
Dept Admin Revenue Subtotal		317,413	351,853	308,574	1,144,933	496,113
Dept Bldg & Housing						
341001	Rooming House	10,500	11,025	9,065	9,233	9,701
341002	Appeal Hearing Fees	800	—	—	—	—
341004	Pa Dced Permit Fees	(212)	(202)	—	—	—
341011	License Renewal Fees	151,600	153,831	146,305	147,605	155,080

Account		2020 Actual	2021 Actual	2022 Actual	2023 Budget	2024 Budget
341020	Electrical Permit Fee	81,754	122,672	105,877	85,824	90,170
341021	Plumbing Permit Fee	58,350	67,014	71,468	69,878	73,417
341022	Building Permit Fees	486,807	1,043,456	888,290	951,948	1,000,155
341023	Low Voltage Elec. Permits	1,840	572	4,832	3,817	4,010
341024	Dumpster Permit Fees	3,200	3,475	4,775	5,000	5,253
341025	Demolition Permit Fees	54,292	28,627	62,414	57,585	60,501
341026	Fire Prevention Code	49,153	56,234	53,607	57,482	60,393
341027	Special Permit Fees	2,720	3,517	5,362	5,397	5,670
341028	Flood Plain Certification	1,990	2,435	310	468	492
341030	Buyer Notify Fees	35,228	45,671	40,780	44,460	46,712
341040	Emg Ord Liens /Principal	—	—	—	—	—
341041	Emerg Ord Liens/Interest	—	—	—	—	—
341050	Planning Fees	16,514	18,857	8,697	7,731	8,123
341051	Health Inspect Fees	79,670	88,285	78,075	88,590	93,076
341060	Zoning Hearing Board Fees	17,395	17,280	24,355	28,170	29,597
341061	Permit Fees-Zoning Sign	73,170	125,884	107,979	117,866	123,835
341062	Permit Fees-Safty Inspect	155	200	120	125	131
341072	Rental Inspection Income	462,490	412,811	451,205	503,361	528,852
341080	Sale Of Pub/Maps/Gis Data	2,750	4,860	3,925	4,175	4,386
341095	Overpymt Of Codes Permit Fees	—	—	189	189	199
342011	Warrant Services Fees	968	105	75	235	247
Dept Bldg & Housing Subtotal		1,591,132	2,206,607	2,067,704	2,189,139	2,300,000
Dept Public Safety						
342008	Burg/Fire Alarms	63,485	50,930	59,045	59,455	51,079
342009	Vehicle Extraction Fees	—	—	—	—	—
342015	Towing Fees	11,750	16,600	14,160	14,338	12,318
342020	Police Inv Reports	34,621	41,272	38,898	40,895	35,134
342021	Booking Processing Fee	12,530	11,987	6,028	7,147	6,140
342030	Fire Inv Reports	1,950	1,960	1,825	1,813	1,558
342031	Fire Inspection/Safety	160	120	—	—	—
342043	Firefighter App Fees	—	12,550	—	—	—
342050	Meter Bag Rental	86,356	122,136	77,624	96,938	105,775
342061	Police Personnel Reimb	12,692	11,471	5,474	6,284	5,399
342074	Police On Patrol	—	—	21,810	21,810	18,738
342079	Domestic Violence Grant	—	—	—	—	—
342086	Fema/Usar Contract	123,989	318,054	9,235	173,054	148,675
342089	Hha Reimbursement	334,184	261,342	188,088	240,549	206,662

Account		2020 Actual	2021 Actual	2022 Actual	2023 Budget	2024 Budget
342090	Other Public Safety	128,284	94,269	113,472	107,192	202,492
342091	Permit Parking Fees	40,041	45,266	42,571	43,031	46,000
342092	Fines And Costs	12,614	63,909	30,771	33,217	28,538
342093	Drug Task Force Reimburs	140,848	64,754	67,153	67,303	57,822
342094	Highway Safety Grant	8,851	—	—	6,873	5,905
342098	Dog And Cat Licenses	5,410	5,302	3,802	3,965	3,406
342099	Booting Fees	—	—	—	—	—
342901	Police Extra Duty	1,135,582	1,256,174	1,491,127	1,520,481	1,306,283
Dept Public Safety Subtotal		2,153,346	2,378,094	2,171,083	2,444,345	2,241,924
Utility Billing Rev						
343051	Sewer Maint Liens - Principal	187	448	2,308	1,689	1,500
343052	Sewer Maint Liens - Penalty	425	43	1,202	629	500
Utility Billing Rev Subtotal		612	490	3,511	2,318	2,000
Dept Of Public Works						
343002	Street Cut Inspect	—	—	—	200,000	167,000
343003	St Cut Degradation Fees	—	—	—	26,200	13,000
343035	Vmc Chrgs - Fed Grant	—	—	—	—	—
343037	Vmc Chrgs/Neighbrhd Svc	353,093	318,675	282,672	352,200	200,000
343082	Other Recycling Revenue	29,297	—	3,956	1,580	1,500
343083	Recycling Rev - Demolition	593	—	531	1,081	1,000
343088	Elec Veh Chrg Station Rev	118	1,108	3,021	2,954	3,000
343090	Other Pub Works	2,562	14,680	28,615	27,294	12,500
Dept Of Public Works Subtotal		385,664	334,464	318,796	611,309	398,000
Dept Parks/Recreatn						
345001	Pool #1	—	2,098	9,353	9,353	11,873
345002	Pool #2	—	—	—	—	—
345011	Shade Tree Fees	265	609	517	493	627
Dept Parks/Recreatn Subtotal		265	2,706	9,870	9,846	12,500
Fines And Forfeits						
346012	Dj-Traff Violatins	168,388	224,016	198,212	208,237	213,084
346013	Dj-Summary Criminal Off	59,070	60,723	46,122	47,433	48,537
346015	Dj-Codes Violations	54,496	76,153	57,418	61,613	63,047
346020	Park Tickets-Vio Fine	259,533	528,092	417,875	415,655	10,000
346021	Park Ticket Fines-Up Safe Syst	—	—	—	—	515,000
346090	Other Fines And Forfeits	41	78	—	—	—
Fines And Forfeits Subtotal		541,528	889,062	719,628	732,938	849,668

Account		2020 Actual	2021 Actual	2022 Actual	2023 Budget	2024 Budget
Licenses And Permits						
347010	Alcoholic Beverage Licens	23,750	3,000	22,500	22,000	19,351
347020	Tv Franchise License	523,508	502,651	476,666	489,595	481,035
Licenses And Permits Subtotal		547,258	505,651	499,166	511,595	500,386
Rental Revenue						
355000	Rental Income	35,283	36,238	52,171	51,954	50,000
356000	Easement Fees	—	69,597	37,959	37,959	100,000
Rental Revenue Subtotal		35,283	105,835	90,130	89,913	150,000
Intergovernmentl Rev						
392000	Pension System State Aid	3,163,377	3,033,990	3,368,205	3,368,205	3,725,000
394000	Pub Utility Realty Tax	45,966	44,741	45,518	45,518	45,000
395000	Capital Fire Protection	5,000,000	5,000,000	5,000,000	5,000,000	5,000,000
396000	Grant Proceeds	—	14,780	10,800	58,260	—
397002	Ground Lease Payments	287,388	—	—	—	—
397003	Priority Parking City Pmt	231,331	—	—	—	—
Intergovernmentl Rev Subtotal		8,728,062	8,093,511	8,424,522	8,471,983	8,770,000
Misc Revenue						
380000	Reimb For Loss /Damage	201	250	19,126	19,176	20,082
380002	Stop Loss Recoveries	—	555,088	289,332	282,366	778,999
380003	Work Comp-Excess Recovery	0	—	—	21,883	22,917
380005	Demolition Collection	—	—	—	14,359	15,038
380007	Reimb For Shared Expend	—	—	—	—	—
380008	Nlc Svc Line Warranty Pr	5,853	5,721	5,532	5,532	5,793
380033	Insurance Reimb For Loss	—	63,918	33,190	33,190	34,758
382000	Contributions And Donat	362,650	360,000	252,118	252,118	264,032
384001	Pilot Payments	728,893	649,077	821,119	676,947	708,937
384010	Municip Tavern Games Tax	101	50	—	—	—
385000	Refunds Of Expenditures	42,889	32,507	296,051	102,621	107,471
385003	Express Scripts Rebates	—	—	—	—	—
385006	Medicare Part D Program	116,399	235,396	139,684	150,488	157,600
385007	Cap Blue Cross Cred Pymts	150,000	—	—	56,250	25,000
385018	Medical-Employee Contr	—	—	763,681	767,056	803,305
385019	Employee Med Contribs Gen Govt	100,793	108,635	—	—	—
385020	Employee Med Contribs Comm Dev	24,564	32,572	—	—	—
385021	Employee Med Contribs Pub Safe	619,668	608,469	—	—	—
385022	Employee Med Contribs Pub Work	29,918	29,379	—	—	—

Account		2020 Actual	2021 Actual	2022 Actual	2023 Budget	2024 Budget
385090	Miscellaneous Revenue	1,304	2,433	6,941	5,196	39,357
Misc Revenue Subtotal		2,183,232	2,683,495	2,626,772	2,387,182	2,983,289
Int/Investmt Income						
350009	Moed Loans Interest	16,703	369	15,913	8,392	60,000
352000	Int On Invstmnts/Grant	264,592	17,549	339,398	200,892	630,000
Int/Investmt Income Subtotal		281,296	17,919	355,311	209,284	690,000
Oth Financing Source						
358090	Sale Of Assets	21,646	1,500	41,020	35,519	50,000
Oth Financing Source Subtotal		21,646	1,500	41,020	35,519	50,000
Interfund Transfers						
398011	Interfund - State Grants	44,851	—	—	—	104,959
398014	Interfund - Federal Grants	2,892,761	2,518,218	8,863,207	—	30,668,932
398025	Interfund-Neighborhd Svcs	—	162,133	584,000	—	—
398030	Interfund - Cdbg	—	285,823	51,104	—	—
398054	Interfd-Parks/Recreation	—	—	—	100,000	—
398060	Interfund - Cap Projects Fund	1,150,000	1,582,907	—	—	1,200,000
398070	Interfund - Debt Service Fund	—	—	460,000	—	—
Interfund Transfers Subtotal		4,087,612	4,549,081	9,958,311	100,000	31,973,891
Fund Bal Appropriatn						
399099	Estimated Cash Carryover	—	—	—	5,888,906	5,276,521
Fund Bal Appropriatn Subtotal		—	—	—	5,888,906	5,276,521
Total Revenues		64,952,658	69,418,797	77,122,102	75,098,203	109,485,200

General Fund

General Government

Major Category Department Summary

Department	2020 Actual	2021 Actual	2022 Actual	2023 Budget	2024 Budget
City Council	411,759	404,884	318,182	505,552	508,767
Mayors Office	320,121	316,653	394,306	557,372	547,485
Controllers Office	229,241	228,147	165,730	177,648	181,741
Treasurers Office	445,007	427,662	372,027	624,696	667,370
Solicitors Office	654,313	804,881	556,409	1,081,912	1,142,248
Total Expenditures	2,060,441	2,182,226	1,806,654	2,947,180	3,047,611

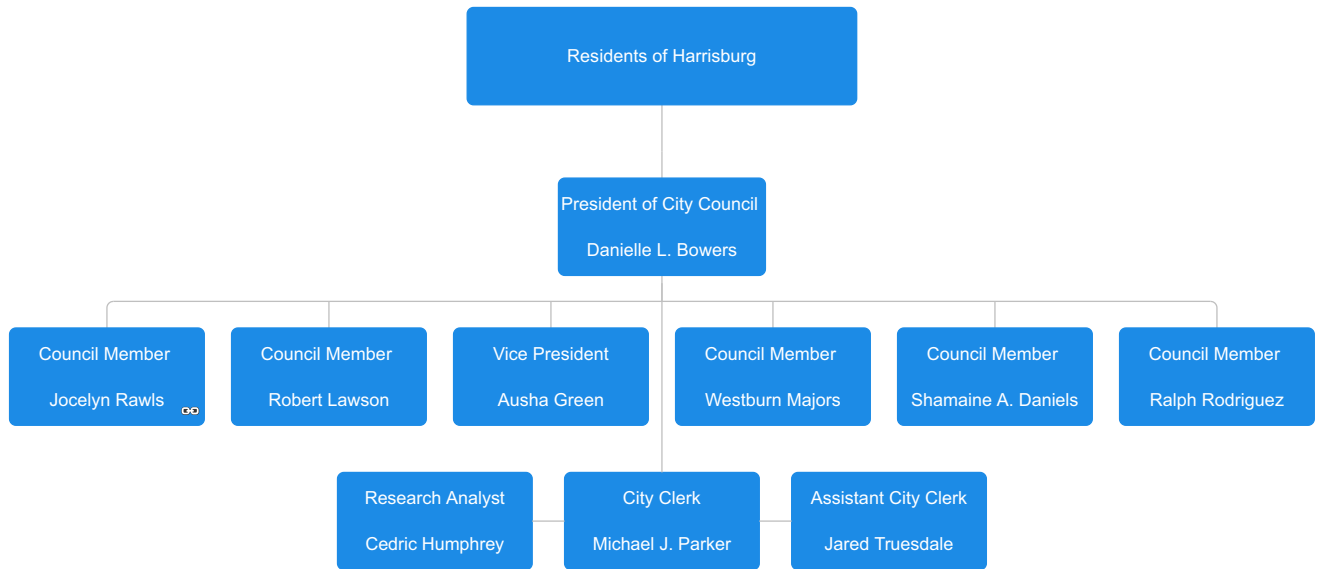
City Council



Department Description

Harrisburg's City Council is the Legislative Branch of City government. The City Council consists of seven members who are elected at large. The City Council President is elected by the Council members and presides over the Council meetings. In the event of illness or absence, the Vice-President presides over the meetings.

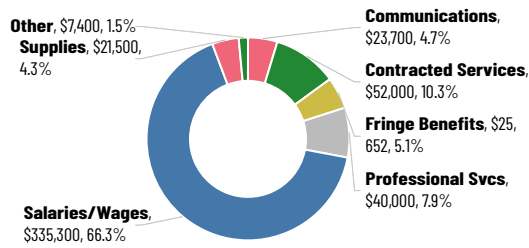
City Council considers and evaluates legislative concerns through a study committee structure consisting of committees on Administration, Budget & Finance, Building & Housing, Community & Economic Development, Parks & Recreation, Public Safety, and Public Works. City Council also confirms all department directors and certain other Mayoral appointees. Council is also required, by the Third Class Optional City Code of Pennsylvania, to pass an annual budget by December 31 of each fiscal year.



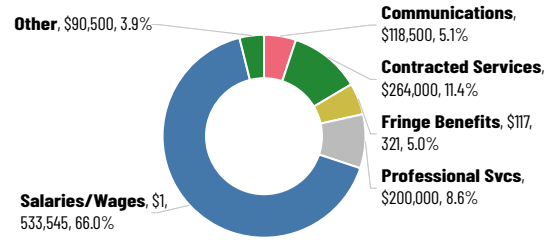


Position	Anniversary/D.O.H.			End of Year Salary	Grade/Step Increase	Annual Increase	Long.	Salary	Lump Sum	FICA	Fringe Benefits	Total
ASSISTANT CITY CLERK	9	12	2022	\$ 61,200.00	0.00	1,530.00	0.00	62,730.00	0.00	4,799.00	0.00	67,529.00
RESEARCH ANALYST	9	6	2022	\$ 56,100.00	0.00	1,402.50	0.00	57,502.50	0.00	4,399.00	0.00	61,901.50
CITY CLERK	5	9	2022	\$ 76,500.00	0.00	1,912.50	0.00	78,412.50	0.00	5,999.00	0.00	84,411.50
PRESIDENT	10	9	2018	\$ 21,500.00	0.00	0.00	0.00	21,500.00	0.00	1,645.00	0.00	23,145.00
COUNCIL MEMBER	1	6	2014	\$ 20,000.00	0.00	0.00	0.00	20,000.00	0.00	1,530.00	0.00	21,530.00
VICE PRESIDENT	10	24	2017	\$ 20,000.00	0.00	0.00	0.00	20,000.00	0.00	1,530.00	0.00	21,530.00
COUNCIL MEMBER	1	25	2023	\$ 20,000.00	0.00	0.00	0.00	20,000.00	0.00	1,530.00	0.00	21,530.00
COUNCIL MEMBER	1	4	2016	\$ 20,000.00	0.00	0.00	0.00	20,000.00	0.00	1,530.00	0.00	21,530.00
COUNCIL MEMBER	1	3	2022	\$ 20,000.00	0.00	0.00	0.00	20,000.00	0.00	1,530.00	0.00	21,530.00
COUNCIL MEMBER	1	3	2022	\$ 20,000.00	0.00	0.00	0.00	20,000.00	0.00	1,530.00	0.00	21,530.00
MANAGEMENT TOTALS				335,300.00	0.00	4,845.00	0.00	340,145.00	0.00	26,022.00	0.00	366,167.00
TOTAL				335,300.00	0.00	4,845.00	0.00	340,145.00	0.00	26,022.00	0.00	366,167.00
TOTAL SALARIES, LUMP SUM, OVERTIME, FICA AND FRINGE BENEFITS								340,145.00	0.00	26,022.00	0.00	366,167.00

2023 Budget Expenditures Chart



2024 Budget Expenditures Chart



Personnel	2023 Adopted	2024 Approved
Personnel		
Social Security	25,652	26,022
Medical	—	—
Personnel Subtotal	25,652	26,022
Salaries/Wages		
Salaries And Wages	335,300	340,145
Salaries/Wages Subtotal	335,300	340,145
Communications		
Advertising	7,000	10,000
Printing	15,000	12,000
Photography	500	500
E-Mail/Internet	1,200	1,200
Communications Subtotal	23,700	23,700
Professional Svcs		
Legal	40,000	40,000
Professional Svcs Subtotal	40,000	40,000
Contracted Services		
Travel	20,000	20,000
Conferences	2,000	7,000
Memberships	28,000	20,000
Misc Contracted Services	—	10,000
Tuition/Training	2,000	5,000
Contracted Services Subtotal	52,000	62,000
Maint And Repairs		
Communications Equipment	1,000	—
Maint And Repairs Subtotal	1,000	—

Personnel	2023 Adopted	2024 Approved
Supplies		
Office	1,000	1,000
Misc Supplies And Expense	10,000	10,000
Subscriptions	500	500
Audio-Visual	10,000	—
Supplies Subtotal	21,500	11,500
Minor Capital		
Office Equipmt - Minor Cap	3,000	2,000
Minor Capital Subtotal	3,000	2,000
Capital Outlay		
Lease Purchase	3,400	3,400
Capital Outlay Subtotal	3,400	3,400
Total Expenditures	505,552	508,767

Job Classification	2023 Adopted	2024 Approved	2023 Adopted	2024 Approved
Council Members	7	7	141,500	141,500
City Clerk	1	1	76,500	78,413
Assistant City Clerk	1	1	61,200	62,730
Research Analyst	1	1	56,100	57,503
Total Management	10	10	335,300	340,145
FICA			26,756	26,021
Total Fringe Benefits			26,756	26,021
TOTAL	10	10	362,056	366,166

Account	2020 Actual	2021 Actual	2022 Actual	2023 Budget	2024 Budget
Personnel					
Social Security					
419001 Social Security	21,048	21,124	19,723	25,652	26,022
Social Security Subtotal	21,048	21,124	19,723	25,652	26,022
Medical					
419002 Medical	78,366	65,056	—	—	—
Medical Subtotal	78,366	65,056	—	—	—
Personnel Subtotal	99,413	86,180	19,723	25,652	26,022
Salaries/Wages					
Salaries And Wages					
414000 Salaries And Wages	283,666	284,625	262,811	335,300	340,145
Salaries And Wages Subtotal	283,666	284,625	262,811	335,300	340,145
Salaries/Wages Subtotal	283,666	284,625	262,811	335,300	340,145
Communications					
Advertising					
420010 Advertising Services	—	—	2,784	7,000	10,000
Advertising Subtotal	—	—	2,784	7,000	10,000
Printing					
420020 Printing Services	551	3,806	—	15,000	12,000
Printing Subtotal	551	3,806	—	15,000	12,000
Photography					
420030 Photography Services	—	—	500	500	500
Photography Subtotal	—	—	500	500	500
E-Mail/Internet					
420041 E-Mail/Internet Services	1,195	1,195	1,195	1,200	1,200
E-Mail/Internet Subtotal	1,195	1,195	1,195	1,200	1,200
Communications Subtotal	1,746	5,001	4,479	23,700	23,700
Professional Svcs					
Legal					
421010 Legal Services	3,929	1,996	1,539	40,000	40,000
Legal Subtotal	3,929	1,996	1,539	40,000	40,000
Professional Svcs Subtotal	3,929	1,996	1,539	40,000	40,000
Contracted Services					
Travel					
429015 Travel	—	1,818	48	20,000	20,000
Travel Subtotal	—	1,818	48	20,000	20,000

Account	2020 Actual	2021 Actual	2022 Actual	2023 Budget	2024 Budget
Conferences					
429016 Conferences	275	1,174	—	2,000	7,000
Conferences Subtotal	275	1,174	—	2,000	7,000
Memberships					
429017 Memberships	20,221	20,196	20,310	28,000	20,000
Memberships Subtotal	20,221	20,196	20,310	28,000	20,000
Misc Contracted Services					
429090 Misc Contracted Services	—	—	—	—	10,000
Misc Contracted Services Subtotal	—	—	—	—	10,000
Tuition/Training					
429001 Tuition/Training	—	—	600	2,000	5,000
Tuition/Training Subtotal	—	—	600	2,000	5,000
Contracted Services Subtotal	20,496	23,188	20,958	52,000	62,000
Maint And Repairs					
Communications Equipment					
425050 Communications Equipment	—	—	—	1,000	—
Communications Equipment Subtotal	—	—	—	1,000	—
Maint And Repairs Subtotal	—	—	—	1,000	—
Supplies					
Office					
430009 Office Supplies	—	—	160	1,000	1,000
Office Subtotal	—	—	160	1,000	1,000
Misc Supplies And Expense					
430099 Misc Supplies And Expense	2,509	3,893	8,513	10,000	10,000
Misc Supplies And Expense Subtotal	2,509	3,893	8,513	10,000	10,000
Subscriptions					
430003 Subscriptions	—	—	—	500	500
Subscriptions Subtotal	—	—	—	500	500
Audio-Visual					
430004 Audio-Visual	—	—	—	10,000	—
Audio-Visual Subtotal	—	—	—	10,000	—
Supplies Subtotal	2,509	3,893	8,673	21,500	11,500
Minor Capital					
Office Equipmt - Minor Cap					
439015 Office Equipmt - Minor Cap	—	—	—	3,000	2,000
Office Equipmt - Minor Cap Subtotal	—	—	—	3,000	2,000
Minor Capital Subtotal	—	—	—	3,000	2,000

Account	2020 Actual	2021 Actual	2022 Actual	2023 Budget	2024 Budget
Capital Outlay					
Lease Purchase					
453049 Lease Purchase	—	—	—	3,400	3,400
Lease Purchase Subtotal	—	—	—	3,400	3,400
Capital Outlay Subtotal	—	—	—	3,400	3,400
Total Expenditures	411,759	404,884	318,182	505,552	508,767

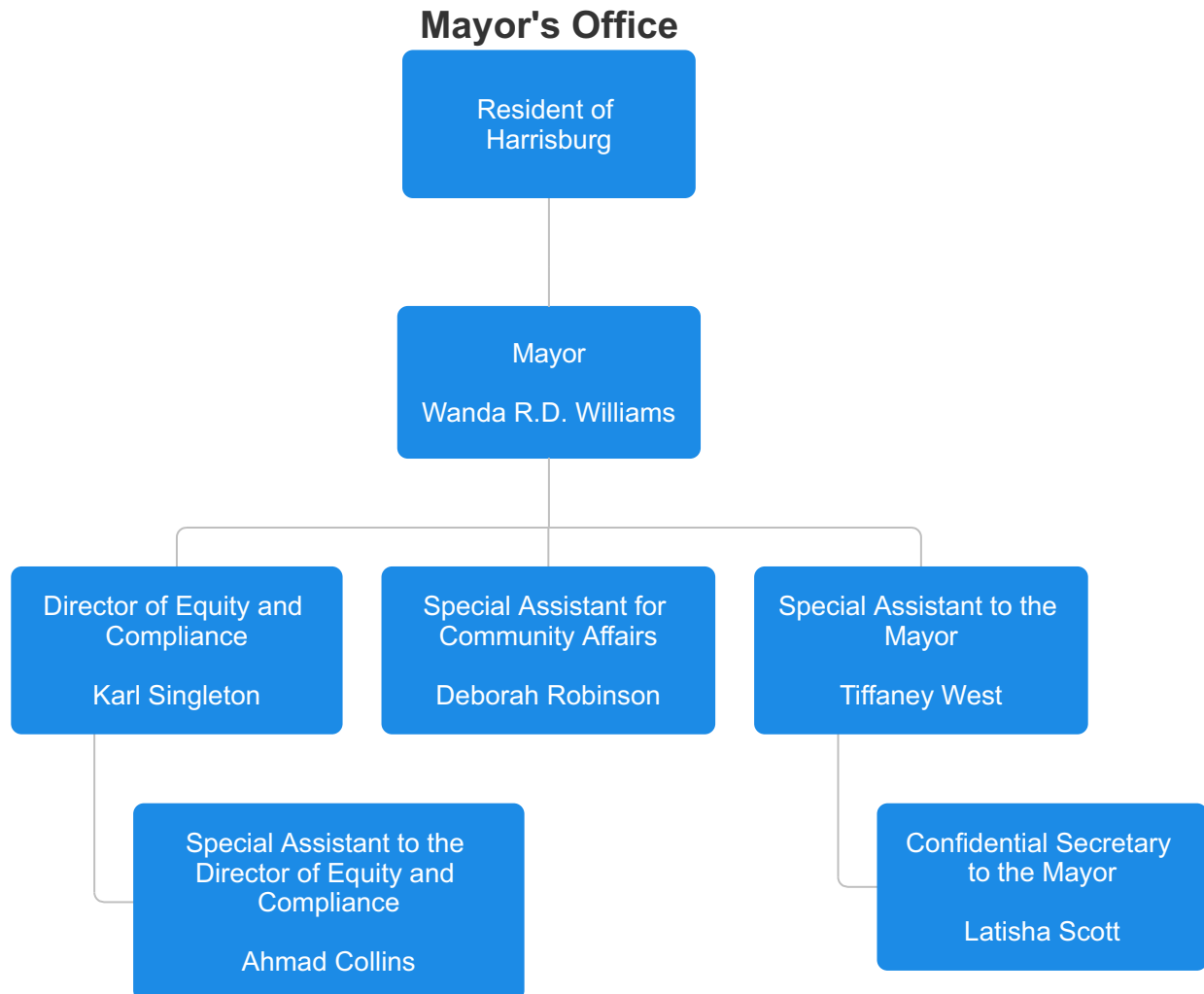
Mayor's Office



Department Description

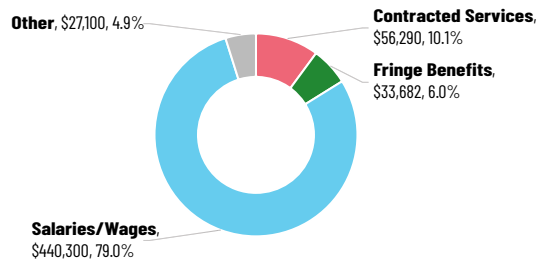
The Mayor is the Chief Executive Officer of Harrisburg's government. The Mayor is an elected official, is full-time, and is the sole appointing authority of all department and office directors and Mayor's Office staff. Department heads must be confirmed by a majority of City Council before appointment is permanent. Senior City government officials, including department and office heads, comprise the Mayor's Cabinet. The Mayor has broad discretionary, executive, and administrative authority under the provisions of the Third Class Optional City Code of Pennsylvania, the City's Charter, and the Codified Ordinances of the City of Harrisburg. The Mayor also heads the Executive/Administrative Branch of City government. The Mayor is automatically a member of several public or quasi-public boards of directors, including the Tri-County Planning Commission and the Harrisburg Area Transportation Study Group (HATS). The Mayor is the sole appointing authority of members of most boards, commissions and task forces, with City Council confirmation required for many of these appointees.

The Mayor has broad policy-making authority, and by Executive Order or other action, can direct the use of municipal resources, including the setting of priorities for the use of resources. The Office can assume an initiative role in matters, projects, and policies of a Citywide or regional nature. In the event of a civil emergency or natural disaster, the Mayor, under State and City laws, has the sole authority to declare a state of emergency and to direct or redirect governmental and other response to such events. Administratively, the Mayor has contracting authority and no valid or binding contract involving the municipal government exists without the Mayor's and City Controller's signatures.

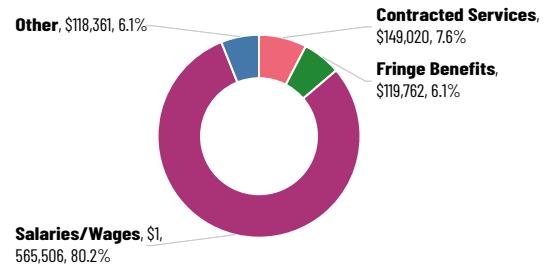


Position	Anniversary/D.O.H.			End of Year Salary	Grade/Step Increase	Annual Increase	Long.	Salary	Lump Sum	FICA	Fringe Benefits	Total
MAYOR	1	3	2006	\$ 80,000.00	0.00	0.00	0.00	80,000.00	0.00	6,120.00	0.00	86,120.00
SPECIAL ASSISTANT FOR DIRECTOR EQUITY/COMPLIANCE	9	19	2022	\$ 65,000.00	0.00	1,300.00	0.00	66,300.00	0.00	5,071.95	0.00	71,371.95
SPECIAL ASSISTANT FOR COMMUNITY AFFAIRS	1	3	2022	\$ 70,000.00	0.00	1,400.00	0.00	71,400.00	0.00	5,462.10	0.00	76,862.10
DIRECTOR OF EQUITY AND COMPLIANCE	1	3	2022	\$ 95,000.00	0.00	1,900.00	0.00	96,900.00	0.00	7,412.85	0.00	104,312.85
SPECIAL ASSISTANT TO THE MAYOR	1	3	2022	\$ 70,300.00	0.00	1,406.00	0.00	71,706.00	0.00	5,485.51	0.00	77,191.51
CONFIDENTIAL SECRETARY - MAYOR	1	3	2022	\$ 60,000.00	0.00	1,200.00	0.00	61,200.00	0.00	4,681.80	0.00	65,881.80
				440,300.00	0.00	7,206.00	0.00	447,506.00	0.00	34,234.21	0.00	481,740.21
				440,300.00	0.00	7,206.00	0.00	447,506.00	0.00	34,234.21	0.00	481,740.21
								447,506.00	0.00	34,234.21	0.00	481,740.21

2023 Budget Expenditures Chart



2024 Budget Expenditures Chart



Personnel	2023 Adopted	2024 Approved
Personnel		
Social Security	33,682	34,089
Medical	—	—
Personnel Subtotal	33,682	34,089
Salaries/Wages		
Salaries And Wages	440,300	445,606
Salaries/Wages Subtotal	440,300	445,606
Communications		
Advertising	—	—
Printing	3,100	2,000
Postage	1,000	1,000
Communications Subtotal	4,100	3,000
Contracted Services		
Tuition/Training	750	750
Contracted Personnel Svcs	3,000	3,000
Travel	10,000	5,000
Conferences	7,500	5,000
Memberships	25,040	25,040
Administrative Trustee Fee	—	—
Donations And Contributions	—	—
Misc Contracted Services	10,000	8,000
Contracted Services Subtotal	56,290	46,790
Office Equipment	—	—
Supplies		
Office	9,000	8,000

Personnel	2023 Adopted	2024 Approved
Misc Supplies And Expense	6,000	5,000
Supplies Subtotal	15,000	13,000
Minor Capital		
Office Equipmt - Minor Cap	8,000	5,000
Minor Capital Subtotal	8,000	5,000
Total Expenditures	557,372	547,485

Job Classification	2023 Adopted	2024 Approved	2023 Adopted	2024 Approved
Mayor	1	1	80,000	80,000
Special Assistant for Director Equity/ Compliance	1	1	65,000	66,300
Special Assistant To The Mayor	1	1	70,300	71,706
Confidential Secretary	1	1	60,000	61,200
Special Asst for Community Affairs	1	1	70,000	71,400
Director of Equity and Compliance	1	1	95,000	96,900
Total Management	6	6	440,300	447,506
FICA			27,333	33,683
Total Fringe Benefits			27,333	33,683
TOTAL	6	6	467,633	481,189

Account	2020 Actual	2021 Actual	2022 Actual	2023 Budget	2024 Budget
Personnel					
Social Security					
419001 Social Security	14,249	14,453	24,591	33,682	34,089
Social Security Subtotal	14,249	14,453	24,591	33,682	34,089
Medical					
419002 Medical	98,087	97,354	—	—	—
Medical Subtotal	98,087	97,354	—	—	—
Personnel Subtotal	112,335	111,807	24,591	33,682	34,089
Salaries/Wages					
Salaries And Wages					
414000 Salaries And Wages	196,508	197,283	328,279	440,300	445,606
Salaries And Wages Subtotal	196,508	197,283	328,279	440,300	445,606
Salaries/Wages Subtotal	196,508	197,283	328,279	440,300	445,606
Communications					
Advertising					
420010 Advertising Services	700	2,850	—	—	—
Advertising Subtotal	700	2,850	—	—	—
Printing					
420020 Printing Services	1,761	146	718	3,100	2,000
Printing Subtotal	1,761	146	718	3,100	2,000
Postage					
420050 Postage	—	—	—	1,000	1,000
Postage Subtotal	—	—	—	1,000	1,000
Communications Subtotal	2,461	2,996	718	4,100	3,000
Contracted Services					
Tuition/Training					
429001 Tuition/Training	398	—	—	750	750
Tuition/Training Subtotal	398	—	—	750	750
Contracted Personnel Svcs					
429014 Contracted Personnel Svcs	111	—	10,500	3,000	3,000
Contracted Personnel Svcs Subtotal	111	—	10,500	3,000	3,000
Travel					
429015 Travel	—	—	4,040	10,000	5,000
Travel Subtotal	—	—	4,040	10,000	5,000
Conferences					
429016 Conferences	735	—	3,051	7,500	5,000
Conferences Subtotal	735	—	3,051	7,500	5,000

Account	2020 Actual	2021 Actual	2022 Actual	2023 Budget	2024 Budget
Memberships					
429017 Memberships	2,801	2,584	2,665	25,040	25,040
Memberships Subtotal	2,801	2,584	2,665	25,040	25,040
Donations And Contributions					
429002 Donations And Contributions	—	—	10,000	—	—
Misc Contracted Services					
Donations And Contributions Subtotal	—	—	10,000	—	—
429090 Misc Contracted Services	—	—	—	10,000	8,000
Misc Contracted Services Subtotal	—	—	—	10,000	8,000
Contracted Services Subtotal	4,044	2,584	30,257	56,290	46,790
Supplies					
Office					
430009 Office Supplies	3,444	1,931	6,928	9,000	8,000
Office Subtotal	3,444	1,931	6,928	9,000	8,000
Misc Supplies And Expense					
430099 Misc Supplies And Expense	63	52	2,909	6,000	5,000
Misc Supplies And Expense Subtotal	63	52	2,909	6,000	5,000
Supplies Subtotal	3,507	1,982	9,837	15,000	13,000
Minor Capital					
Office Equipmt - Minor Cap					
439015 Office Equipmt - Minor Cap	1,265	—	624	8,000	5,000
Office Equipmt - Minor Cap Subtotal	1,265	—	624	8,000	5,000
Minor Capital Subtotal	1,265	—	624	8,000	5,000
Total Expenditures	320,121	316,653	394,306	557,372	547,485

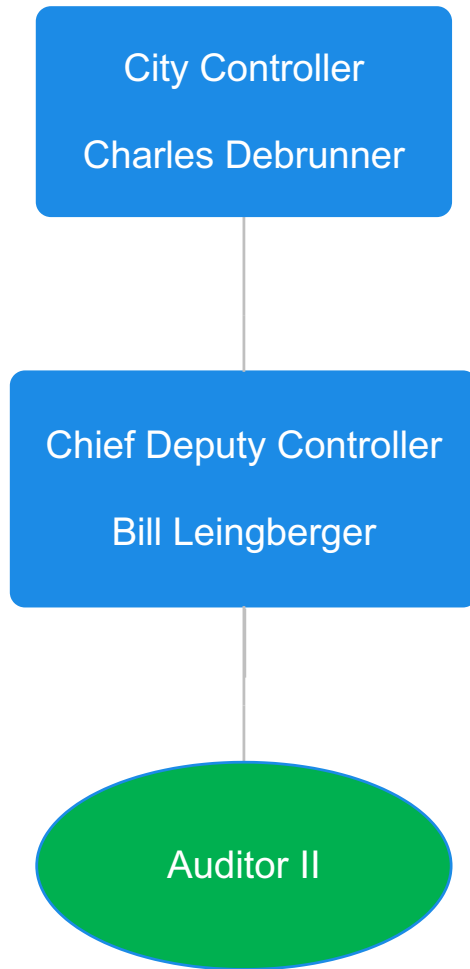
Controller's Office



Department Description

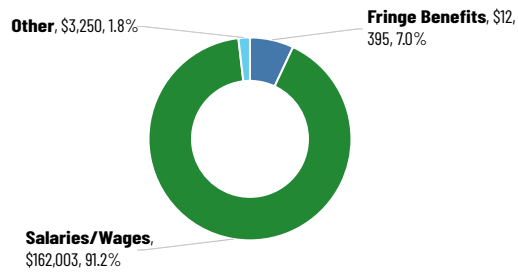
The Office of City Controller is an autonomous office of City government headed by the City Controller, an independently elected official. This office is responsible for the review and approval of all expenditures and obligations of the City. Performing the internal audit function requires that all purchase orders, warrants, contracts, and agreements be reviewed for compliance with the Third Class City Code, other State laws, City of Harrisburg administrative policies, and City ordinances. The signature of the City Controller is a legal requirement on all of the aforementioned documents. This office also issues monthly financial reports to the Mayor and City Council, which analyze revenues and expenditures for all budgeted funds.

Controller's Office



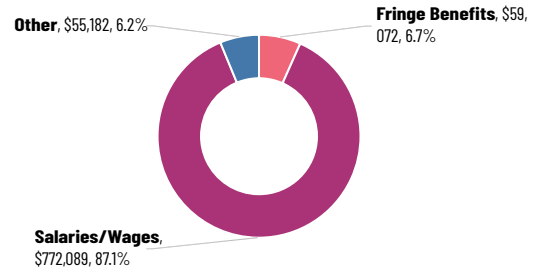
Position	Anniversary/D.O.H.			End of Year Salary	Grade/Step Increase	Annual Increase	Long.	Salary	Lump Sum	FICA	Fringe Benefits	Total
CHIEF DEPUTY CONTROLLER	2	1	1999	\$ 88,434.00	0.00	2,210.85	0.00	90,645.00	0.00	6,935.00	0.00	97,580.00
CITY CONTROLLER	1	6	2014	\$ 20,000.00	0.00	0.00	0.00	20,000.00	0.00	1,530.00	0.00	21,530.00
MANAGEMENT TOTALS				108,434.00	0.00	2,210.85	0.00	110,645.00	0.00	8,465.00	0.00	119,110.00
AUDITOR II	1	12	2015	\$ 53,029.00	0.00	1,590.87	0.00	54,620.00	0.00	4,179.00	0.00	58,799.00
BARGAINING UNIT TOTALS				53,029.00	0.00	1,590.87	0.00	54,620.00	0.00	4,179.00	0.00	58,799.00
WORKING OUT OF CLASS	1	12	2015	\$ 540.00	0.00	0.00	0.00	\$ 540.00	0.00	42.00	0.00	582.00
TOTAL				162,003.00	0.00	3,801.72	0.00	165,805.00	0.00	12,686.00	0.00	178,491.00
								165,805.00	0.00	12,686.00	0.00	178,491.00

2023 Budget Expenditures Chart



Personnel	2023 Adopted	2024 Approved
Personnel		
Social Security	12,395	12,686
Medical	—	—
Personnel Subtotal	12,395	12,686
Salaries/Wages		
Salaries And Wages	162,003	165,805
Salaries/Wages Subtotal	162,003	165,805
E-Mail/Internet	—	—
Consulting	—	—
Maint And Repairs		
Maintenance Svc Contract	1,000	1,000
Maint And Repairs Subtotal	1,000	1,000
Supplies		
Office	2,250	2,250
Supplies Subtotal	2,250	2,250
Office Equipmt - Minor Cap	—	—
Total Expenditures	177,648	181,741

2024 Budget Expenditures Chart



Job Classification	2023 Adopted	2024 Approved	2023 Adopted	2024 Approved
City Controller	1	1	20,000	20,000
Chief Deputy Controller	1	1	88,434	90,645
Total Management	2	2	108,434	110,645
Auditor II	1	1	53,029	54,620
Payroll Related Expenses			540	540
Total Bargaining Unit	1	1	53,569	55,160
FICA			11,754	12,686
Total Fringe Benefits			11,754	12,686
TOTAL	3	3	173,757	178,491

Account	2020 Actual	2021 Actual	2022 Actual	2023 Budget	2024 Budget
Personnel					
Social Security					
419001 Social Security	10,489	11,062	11,524	12,395	12,686
Social Security Subtotal	10,489	11,062	11,524	12,395	12,686
Medical					
419002 Medical	73,932	64,980	—	—	—
Medical Subtotal	73,932	64,980	—	—	—
Personnel Subtotal	84,421	76,042	11,524	12,395	12,686
Salaries/Wages					
Salaries And Wages					
414000 Salaries And Wages	144,109	150,873	153,376	162,003	165,805
Salaries And Wages Subtotal	144,109	150,873	153,376	162,003	165,805
Salaries/Wages Subtotal	144,109	150,873	153,376	162,003	165,805
Communications					
E-Mail/Internet					
420041 E-Mail/Internet Services	40	40	—	—	—
E-Mail/Internet Subtotal	40	40	—	—	—
Communications Subtotal	40	40	—	—	—
Maint And Repairs					
Maintenance Svc Contract					
425090 Maintenance Svc Contract	—	—	—	1,000	1,000
Maintenance Svc Contract Subtotal	—	—	—	1,000	1,000
Maint And Repairs Subtotal	—	—	—	1,000	1,000
Supplies					
Office					
430009 Office Supplies	672	1,192	830	2,250	2,250
Office Subtotal	672	1,192	830	2,250	2,250
Supplies Subtotal	672	1,192	830	2,250	2,250
Total Expenditures	229,241	228,147	165,730	177,648	181,741

Treasurers' Office

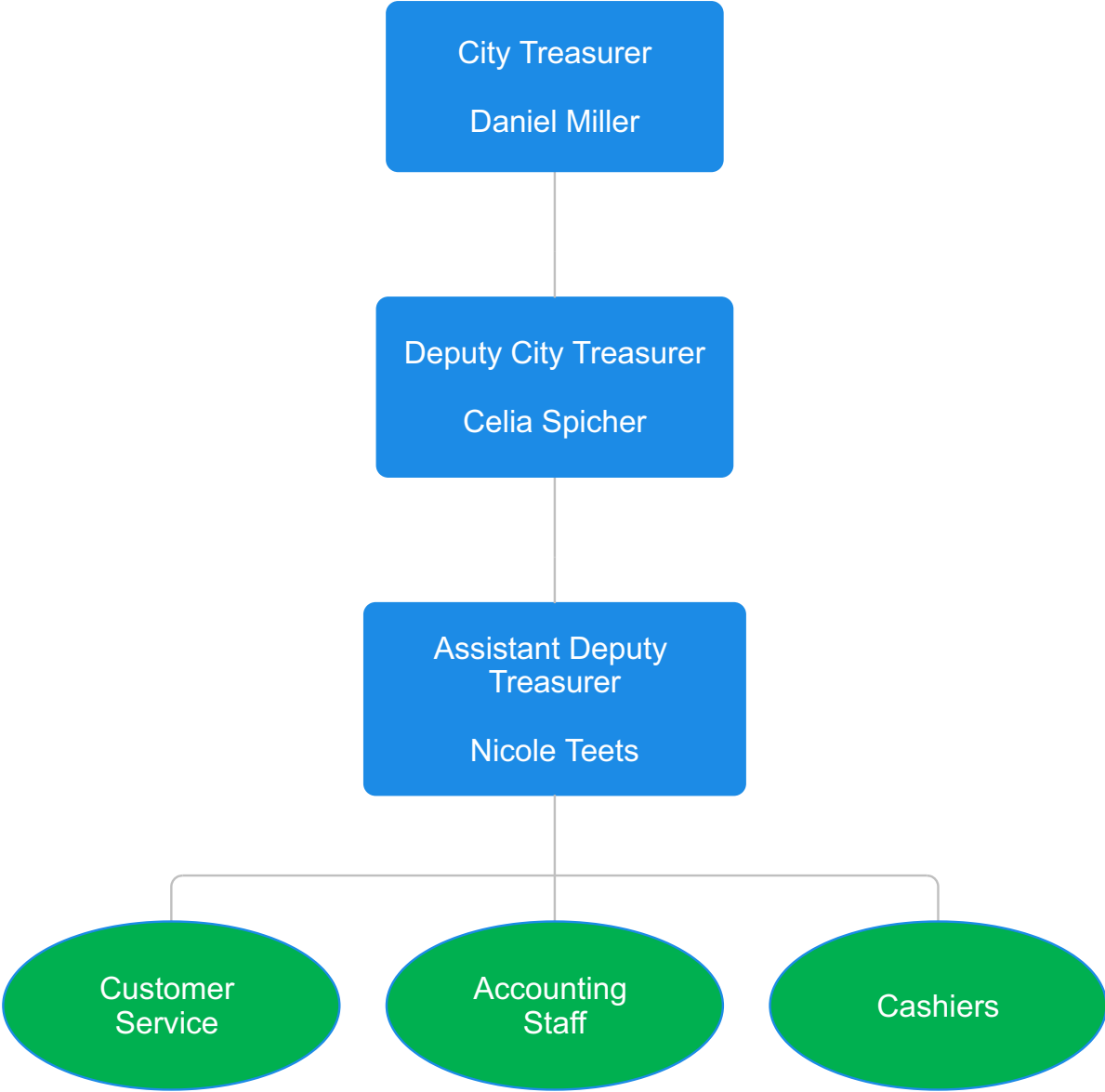


Department Description

The Office of City Treasurer is headed by the City Treasurer, an independently elected official. The City Treasurer is responsible for the collection, safe-keeping, and investment of City revenues; including all fees, fines, and taxes. The City Treasurer also serves as collector for Harrisburg School District taxes. Computer technology advancements have improved the collection of payments and the reporting of such receipts. Examples include: direct debit; processing scannable tax, utility bills and parking tickets; various banking software; acceptance of credit and debit cards for all payments; automatic payment plan options; electronic funds transfer acceptance; computerized processing of multiple payments; computerized returned check procedures; and the use of computer generated lists to process payments. Additional improvements still in the testing phase include: internet payments, on-line bill payment, on-line electronic check acceptance.

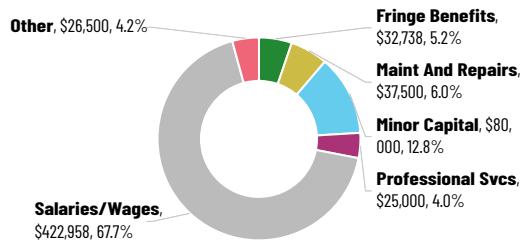
All monies collected are invested utilizing several money management techniques to optimize interest earnings while ensuring the safety of funds. Economic trends and monitoring of the financial markets allow for maximized yield investment strategies.

Treasurer's Office

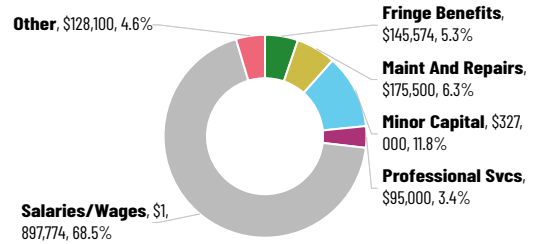


Position	Anniversary/D.O.H.			End of Year Salary	Grade/Step Increase	Annual Increase	Long.	Salary	Lump Sum	FICA	Fringe Benefits	Total
DEPUTY TREASURER	1	8	2007	\$ 88,434.00	0.00	0.00	0.00	88,434.00	0.00	6,766.00	0.00	95,200.00
ASSISTANT DEPUTY TREASURER	1	25	2016	\$ 75,000.00	0.00	1,500.00	0.00	76,500.00	0.00	5,853.00	0.00	82,353.00
CITY TREASURER	7	5	2016	\$ 20,000.00	0.00	0.00	0.00	20,000.00	0.00	1,530.00	0.00	21,530.00
MANAGEMENT TOTALS				183,434.00	0.00	1,500.00	0.00	184,934.00	0.00	14,149.00	0.00	199,083.00
AUDITOR II	8	12	1996	\$ 53,029.00	0.00	1,590.87	795.44	55,415.31	0.00	4,240.00	0.00	59,655.31
LEAD CASHIER	6	28	2021	\$ 51,355.82	0.00	1,540.67	0.00	52,896.49	0.00	4,047.00	0.00	56,943.49
CUSTOMER SERVICE REPRESENTATIVE (BILLING) 75%	5	1	2023	\$ 46,717.53	1,526.77	1,401.53	0.00	49,645.83	0.00	3,798.00	0.00	53,443.83
ACCOUNTING CLERK V	11	8	2021	\$ 51,355.82	0.00	1,540.67	0.00	52,896.49	0.00	4,047.00	0.00	56,943.49
CASHIER	7	10	2023	\$ 45,330.82	1,428.31	1,359.92	0.00	48,119.05	0.00	3,682.00	0.00	51,801.05
BARGAINING UNIT TOTALS				247,788.99	2,955.08	7,433.67	795.44	258,973.18	0.00	19,814.00	0.00	278,787.18
TOTAL				431,222.99	2,955.08	8,933.67	795.44	443,907.18	0.00	33,963.00	0.00	477,870.18
								443,907.18	0.00	33,963.00	0.00	477,870.18

2023 Budget Expenditures Chart



2024 Budget Expenditures Chart



Personnel	2023 Adopted	2024 Approved
Personnel		
Social Security	32,738	33,963
Medical	—	—
Personnel Subtotal	32,738	33,963
Salaries/Wages		
Salaries And Wages	422,958	443,907
Signing Bonus	—	—
Salaries/Wages Subtotal	422,958	443,907
Communications		
Advertising	500	500
Printing	6,000	6,000
Telecommunications	1,000	1,000
Postage	6,000	6,000
Communications Subtotal	13,500	13,500
Professional Svcs		
Legal Services	25,000	40,000
Professional Svcs Subtotal	25,000	40,000
Contracted Services		
Public Official Premium	2,000	7,500
Contracted Personnel Svcs	2,000	2,000
Travel	1,000	1,000
Conferences	1,500	1,500
Memberships	500	500
Contracted Services Subtotal	7,000	12,500
Maint And Repairs		
Office Equipment	2,500	2,500
Maintenance Svc Contract	34,000	34,000
Building Maintenance	1,000	1,000
Maint And Repairs Subtotal	37,500	37,500

Personnel	2023 Adopted	2024 Approved
Supplies		
Data Processing	1,000	1,000
Office	2,000	2,000
Tools And Hardware	1,000	1,000
Misc Supplies And Expense	2,000	2,000
Supplies Subtotal	6,000	6,000
Minor Capital		
Office Equipmt - Minor Cap	80,000	80,000
Minor Capital Subtotal	80,000	80,000
Total Expenditures	624,696	667,370

Job Classification	2023 Adopted	2024 Approved	2023 Adopted	2024 Approved
City Treasurer	1	1	20,000	20,000
Deputy Treasurer	1	1	88,434	88,434
Assistant Deputy Treasurer	1	1	75,000	76,500
Total Management	3	3	183,434	184,934
Auditor II	1	1	53,029	55,415
Lead Cashier	1	1	51,356	52,896
Customer Service Representative (Billing)	0.75	0.75	46,718	49,646
Accounting Clerk V	1	1	51,356	52,896
Cashier	0	1	45,331	48,119
Total Bargaining Unit	3.75	4.75	247,789	258,972
Overtime			0	0
FICA			24,381	33,963
Total Fringe Benefits			24,381	33,963
TOTAL	6.75	7.75	455,604	477,869

Account	2020 Actual	2021 Actual	2022 Actual	2023 Budget	2024 Budget
Personnel					
Social Security					
419001 Social Security	22,956	21,751	23,303	32,738	33,963
Social Security Subtotal	22,956	21,751	23,303	32,738	33,963
Medical					
419002 Medical	76,808	81,894	—	—	—
Medical Subtotal	76,808	81,894	—	—	—
Personnel Subtotal	99,764	103,644	23,303	32,738	33,963
Salaries/Wages					
Salaries And Wages					
414000 Salaries And Wages	307,410	290,279	309,117	422,958	443,907
Salaries And Wages Subtotal	307,410	290,279	309,117	422,958	443,907
Signing Bonus					
414002 Signing Bonus	—	—	2,250	—	—
Signing Bonus Subtotal	—	—	2,250	—	—
Salaries/Wages Subtotal	307,410	290,279	311,367	422,958	443,907
Communications					
Advertising					
420010 Advertising Services	—	—	—	500	500
Advertising Subtotal	—	—	—	500	500
Printing					
420020 Printing Services	2,892	4,252	2,196	6,000	6,000
Printing Subtotal	2,892	4,252	2,196	6,000	6,000
Telecommunications					
420040 Telecommunications Svcs	520	440	480	1,000	1,000
Telecommunications Subtotal	520	440	480	1,000	1,000
Postage					
420050 Postage	—	—	—	6,000	6,000
Postage Subtotal	—	—	—	6,000	6,000
Communications Subtotal	3,412	4,693	2,676	13,500	13,500
Professional Svcs					
Legal Services					
421010 Legal Services	—	—	—	25,000	40,000
Legal Services Subtotal	—	—	—	25,000	40,000
Professional Svcs Subtotal	—	—	—	25,000	40,000

Account	2020 Actual	2021 Actual	2022 Actual	2023 Budget	2024 Budget
Contracted Services					
Public Official Premium					
423090 Public Official Premium	5,261	—	—	2,000	7,500
Public Official Premium Subtotal	5,261	—	—	2,000	7,500
Contracted Personnel Svcs					
429014 Contracted Personnel Svcs	—	—	—	2,000	2,000
Contracted Personnel Svcs Subtotal	—	—	—	2,000	2,000
Travel					
429015 Travel	—	—	—	1,000	1,000
Travel Subtotal	—	—	—	1,000	1,000
Conferences					
429016 Conferences	—	—	—	1,500	1,500
Conferences Subtotal	—	—	—	1,500	1,500
Memberships					
429017 Memberships	200	80	80	500	500
Memberships Subtotal	200	80	80	500	500
Contracted Services Subtotal	5,461	80	80	7,000	12,500
Maint And Repairs					
Office Equipment					
425000 Office Equipment	375	—	—	2,500	2,500
Office Equipment Subtotal	375	—	—	2,500	2,500
Maintenance Svc Contract					
425090 Maintenance Svc Contract	27,568	28,364	29,604	34,000	34,000
Maintenance Svc Contract Subtotal	27,568	28,364	29,604	34,000	34,000
Building Maintenance					
425030 Building Maintenance	—	—	—	1,000	1,000
Building Maintenance Subtotal	—	—	—	1,000	1,000
Maint And Repairs Subtotal	27,943	28,364	29,604	37,500	37,500
Supplies					
Data Processing					
430008 Data Processing	—	—	—	1,000	1,000
Data Processing Subtotal	—	—	—	1,000	1,000
Office					
430009 Office Supplies	517	384	4,506	2,000	2,000
Office Subtotal	517	384	4,506	2,000	2,000

Account		2020 Actual	2021 Actual	2022 Actual	2023 Budget	2024 Budget
Tools And Hardware						
430042	Tools And Hardware	—	129	129	1,000	1,000
Tools And Hardware Subtotal		—	129	129	1,000	1,000
Misc Supplies And Expense						
430099	Misc Supplies And Expense	500	89	361	2,000	2,000
Misc Supplies And Expense Subtotal		500	89	361	2,000	2,000
Supplies Subtotal		1,017	602	4,996	6,000	6,000
Minor Capital						
Office Equipmt - Minor Cap						
439015	Office Equipmt - Minor Cap	—	—	—	80,000	80,000
Office Equipmt - Minor Cap Subtotal		—	—	—	80,000	80,000
Minor Capital Subtotal		—	—	—	80,000	80,000
Total Expenditures		445,007	427,662	372,027	624,696	667,370

Solicitors' Office

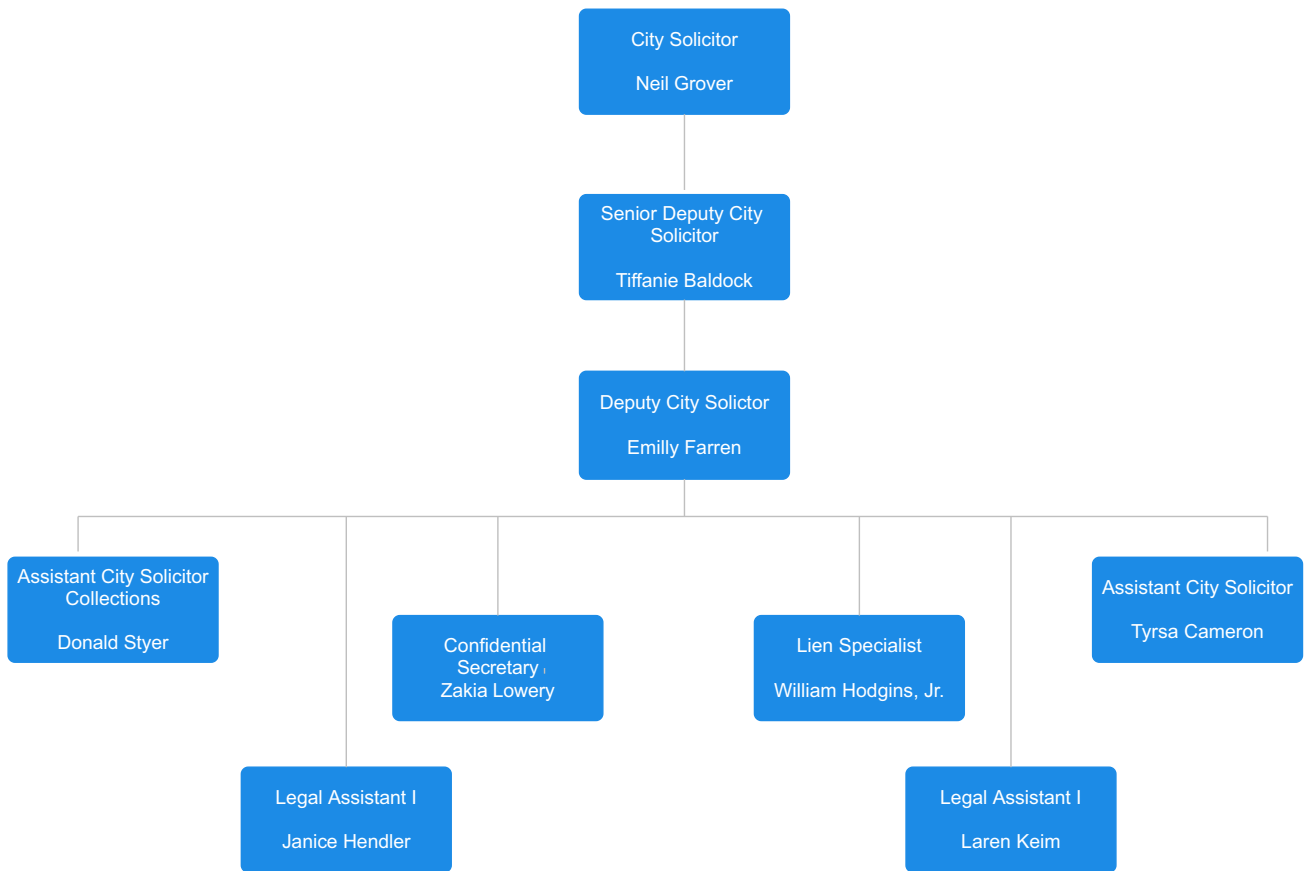


Department Description

The City Solicitor's Office is responsible for handling all legal matters affecting the City. This entails providing legal counsel to the Mayor, the City Controller, the City Treasurer, and City Council.

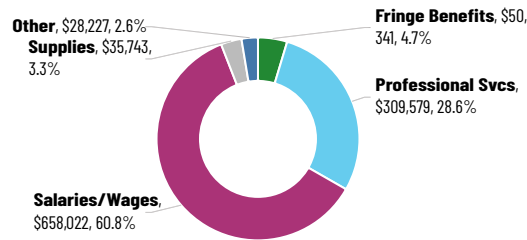
This office manages all legal action taken by the City and defends or supervises the defense of actions filed against the City, including all labor law matters. It reviews and provides administrative legal support for all bond issuances, prepares and files all proofs of claim on behalf of the City in bankruptcy proceedings and represents the City in all such proceedings. It also plays a significant role in major projects undertaken by the City and handles real estate transfers and loan closings for the Department of Community and Economic Development.

Law Bureau staff prosecutes codes violations, violations of City ordinances, bad check cases, and other criminal offenses in the name of the Commonwealth, and participate in all tax assessment appeals filed by property owners. The Office drafts or reviews, for form and legality, all legislation considered by Council and all City contracts. The City Solicitor provides legal opinions to department directors, bureau chiefs, and their staff, to assure legal compliance in matters affecting their departments and assists the Department of Administration's efforts to recover delinquent taxes and utilities. The City Solicitor's opinion on legal matters is final within City government.



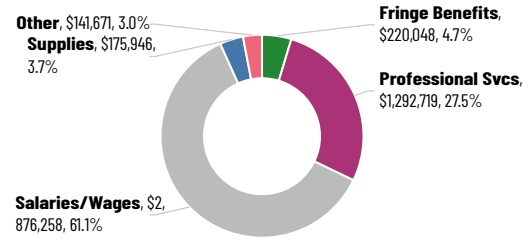
Position	Anniversary/D.O.H.			End of Year Salary	Grade/Step Increase	Annual Increase	Long.	Salary	Lump Sum	FICA	Fringe Benefits	Total
CITY SOLICITOR	1	6	2014	\$ 125,000.00	0.00	2,500.00	0.00	127,500.00	0.00	9,754.00	0.00	137,254.00
SENIOR DEPUTY CITY SOLICITOR	10	3	2022	\$ 115,000.00	0.00	2,300.00	0.00	117,300.00	0.00	8,974.00	0.00	126,274.00
DEPUTY CITY SOLICITOR	2	27	2023	\$ 110,000.00	0.00	2,200.00	0.00	112,200.00	0.00	8,584.00	0.00	120,784.00
ASSISTANT CITY SOLICITOR	10	10	2023	\$ 101,000.00	0.00	2,020.00	0.00	103,020.00	0.00	7,882.00	0.00	110,902.00
LEGAL ASSISTANT	5	15	2023	\$ 49,000.00	0.00	980.00	0.00	49,980.00	0.00	3,824.00	0.00	53,804.00
CONFIDENTIAL LEGAL SECRETARY II	3	29	2021	\$ 60,000.00	0.00	1,200.00	0.00	61,200.00	0.00	4,681.00	0.00	65,881.00
LIEN SPECIALIST	5	15	2023	\$ 48,000.00	0.00	960.00	0.00	48,960.00	0.00	3,746.00	0.00	52,706.00
LEGAL ASSISTANT I	6	21	2022	\$ 60,000.00	0.00	1,200.00	0.00	61,200.00	0.00	4,682.00	0.00	65,882.00
MANAGEMENT TOTALS				668,000.00	0.00	13,360.00	0.00	681,360.00	0.00	52,127.00	0.00	733,487.00
								681,360.00	0.00	52,127.00	0.00	733,487.00

2023 Budget Expenditures Chart



Personnel	2023 Adopted	2024 Approved
Personnel		
Social Security	50,341	52,127
Medical	—	—
Personnel Subtotal	50,341	52,127
Salaries/Wages		
Salaries And Wages	658,022	681,360
Salaries/Wages Subtotal	658,022	681,360
Communications		
Advertising	2,040	2,040
Printing	3,000	3,500
Postage	—	—
Communications Subtotal	5,040	5,540
Professional Svcs		
Legal	294,789	320,000
Consulting	12,240	12,240
Stenographer	1,020	5,000
Filing Fees	1,530	1,530
Professional Svcs Subtotal	309,579	338,770
Contracted Services		
Tuition/Training	4,080	4,080
Contracted Personnel Svcs	3,000	3,000
Travel	1,530	4,000
Conferences	1,530	2,200
Memberships	3,264	3,500
Administrative Trustee Fee	43	43
Contracted Services Subtotal	13,447	16,823
Maint And Repairs		
Maintenance Svc Contract	—	8,900
Maint And Repairs Subtotal	—	8,900

2024 Budget Expenditures Chart



Personnel	2023 Adopted	2024 Approved
Supplies		
Software	3,060	3,060
Subscriptions	31,918	31,918
Office	765	3,750
Supplies Subtotal	35,743	38,728
Minor Capital		
Office Equipmt - Minor Cap	9,740	—
Minor Capital Subtotal	9,740	—
Operations Equipment	—	—
Total Expenditures	1,081,912	1,142,248

Job Classification	2023 Adopted	2024 Approved	2023 Adopted	2024 Approved
City Solicitor	1	1	125,000	127,500
Sr. Deputy City Solicitor	1	1	115,000	117,300
Deputy City Solicitor	1	1	110,000	112,200
Assist. City Solicitor/Contracts	1	1	101,000	103,020
Legal Assistant I	1	1	49,000	49,980
Confidential Legal Secretary II	1	1	60,000	61,200
Legal Assistant I	1	1	60,000	61,200
Lien Specialist	1	1	48,000	48,960
Cataloger (Part-Time)	1	0		0
Law Clerk	0	0	0	0
Total Management	9	8	668,000	681,360

Job Classification	2023 Adopted	2024 Approved	2023 Adopted	2024 Approved
Overtime			0	0
FICA			38,192	52,127
Concessions			0	0
Total Fringe Benefits			38,192	52,127
TOTAL	9	8	706,192	733,487

Account		2020 Actual	2021 Actual	2022 Actual	2023 Budget	2024 Budget
Personnel						
Social Security						
419001	Social Security	23,532	27,868	24,861	50,341	52,127
Social Security Subtotal		23,532	27,868	24,861	50,341	52,127
Medical						
419002	Medical	104,597	93,072	—	—	—
Medical Subtotal		104,597	93,072	—	—	—
Personnel Subtotal		128,128	120,940	24,861	50,341	52,127
Salaries/Wages						
Salaries And Wages						
414000	Salaries And Wages	314,121	370,082	328,221	658,022	681,360
Salaries And Wages Subtotal		314,121	370,082	328,221	658,022	681,360
Salaries/Wages Subtotal		314,121	370,082	328,221	658,022	681,360
Communications						
Advertising						
420010	Advertising Services	596	—	—	2,040	2,040
Advertising Subtotal		596	—	—	2,040	2,040
Printing						
420020	Printing Services	1,315	2,908	1,843	3,000	3,500
Printing Subtotal		1,315	2,908	1,843	3,000	3,500
Communications Subtotal		1,911	2,908	1,843	5,040	5,540
Professional Svcs						
Legal						
421010	Legal Services	168,967	196,575	169,702	294,789	320,000
Legal Subtotal		168,967	196,575	169,702	294,789	320,000
Consulting						
421030	Consulting / Prof Services	318	—	—	12,240	12,240
Consulting Subtotal		318	—	—	12,240	12,240
Stenographer						
421060	Stenographer	583	2,880	2,293	1,020	5,000
Stenographer Subtotal		583	2,880	2,293	1,020	5,000
Filing Fees						
421080	Filing Fees	168	1,689	—	1,530	1,530
Filing Fees Subtotal		168	1,689	—	1,530	1,530
Professional Svcs Subtotal		170,036	201,144	171,995	309,579	338,770

Account	2020 Actual	2021 Actual	2022 Actual	2023 Budget	2024 Budget
Contracted Services					
Tuition/Training					
429001 Tuition/Training	1,732	150	450	4,080	4,080
Tuition/Training Subtotal	1,732	150	450	4,080	4,080
Contracted Personnel Svcs					
429014 Contracted Personnel Svcs	—	—	—	3,000	3,000
Contracted Personnel Svcs Subtotal	—	—	—	3,000	3,000
Travel					
429015 Travel	—	—	—	1,530	4,000
Travel Subtotal	—	—	—	1,530	4,000
Conferences					
429016 Conferences	—	—	—	1,530	2,200
Conferences Subtotal	—	—	—	1,530	2,200
Memberships					
429017 Memberships	1,631	2,217	1,091	3,264	3,500
Memberships Subtotal	1,631	2,217	1,091	3,264	3,500
Administrative Trustee Fee					
429009 Administrative Trustee Fee	30	30	—	43	43
Administrative Trustee Fee Subtotal	30	30	—	43	43
Contracted Services Subtotal	3,393	2,398	1,541	13,447	16,823
Maint And Repairs					
Maintenance Svc Contract					
425090 Maintenance Svc Contract	—	—	—	—	8,900
Maintenance Svc Contract Subtotal	—	—	—	—	8,900
Maint And Repairs Subtotal	—	—	—	—	8,900
Supplies					
Software					
430002 Software	—	—	—	3,060	3,060
Software Subtotal	—	—	—	3,060	3,060
Subscriptions					
430003 Subscriptions	18,725	21,424	27,035	31,918	31,918
Subscriptions Subtotal	18,725	21,424	27,035	31,918	31,918
Office					
430009 Office Supplies	559	624	912	765	3,750
Office Subtotal	559	624	912	765	3,750
Supplies Subtotal	19,284	22,048	27,948	35,743	38,728

Account	2020 Actual	2021 Actual	2022 Actual	2023 Budget	2024 Budget
Minor Capital					
Office Equipmt - Minor Cap					
439015 Office Equipmt - Minor Cap	6,340	513	—	9,740	—
Office Equipmt - Minor Cap Subtotal	6,340	513	—	9,740	—
Minor Capital Subtotal	6,340	513	—	9,740	—
Capital Outlay					
Operations Equipment					
453000 Operations Equip - Capital	11,099	84,849	—	—	—
Operations Equipment Subtotal	11,099	84,849	—	—	—
Capital Outlay Subtotal	11,099	84,849	—	—	—
Total Expenditures	654,313	804,881	556,409	1,081,912	1,142,248

Department of Administration

Major Category Department Summary

Department	2020 Actual	2021 Actual	2022 Actual	2023 Budget	2024 Budget
Business Administrators Office	372,562	303,704	197,451	281,300	266,202
Financial Management	720,025	650,723	583,582	956,617	985,521
Grants	84,516	83,949	75,369	156,483	171,556
Communications	248,482	268,684	291,073	431,777	445,782
Information Technology	1,493,407	1,332,000	1,171,515	2,412,899	3,378,713
Human Resources	507,034	465,709	453,751	621,535	652,211
Licenses & Tax Enforcement	746,121	709,029	606,849	912,540	910,376
General Expenses	3,482,331	3,942,900	16,193,110	16,470,805	17,501,372
Transfers	10,865,925	19,495,802	22,073,638	6,878,511	36,284,153
Total Expenditures	18,520,403	27,252,500	41,646,337	29,122,467	60,595,886

Business Administrators Office

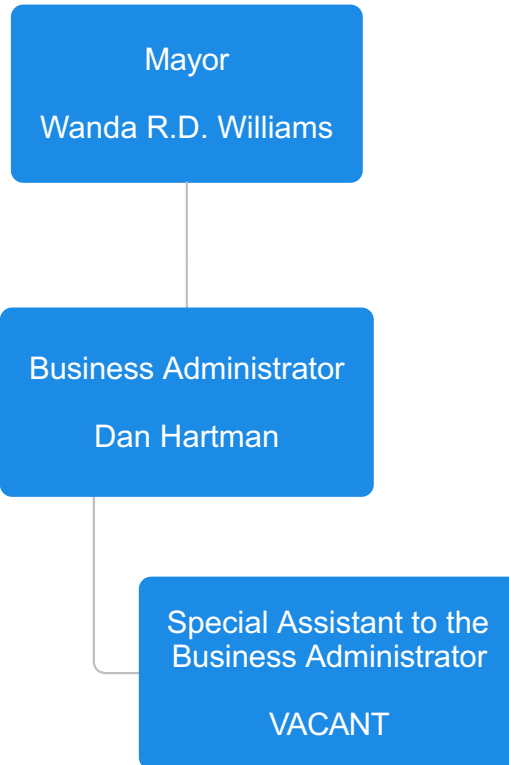


Department Description

The Department of Administration is headed by the Chief of Staff/Business Administrator who is appointed by the Mayor and confirmed by City Council. The Department of Administration performs the risk management, technological, personnel, and central administrative functions of the City. The Chief of Staff/Business Administrator has the authority to oversee the direct management of all City departments which are under the administrative jurisdiction of the Mayor, as well as inter-action with agencies which are outside of the Executive Branch and directly manages six bureaus: Business Development, Communication, Community Development, Information Technology, Human Resources and Licensing, Taxation and Central Support. The Chief of Staff/Business Administrator serves as the Mayor's designee on various Boards and Commissions.

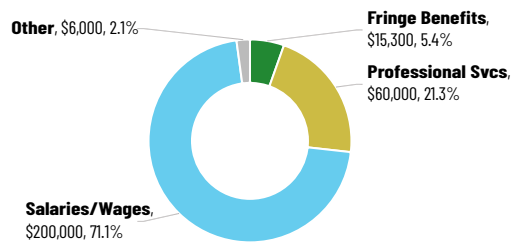
The Chief of Staff/Business Administrator conducts scheduled labor management meetings with each of the union groups throughout the year and resolves issues which could result in grievances whenever possible, acts as the Third-Step Hearing Officer for Union grievances in the Mayor's stead. Also, the Chief of Staff/Business Administrator has the responsibility for contract negotiations with all three union groups.

Business Administrators Office



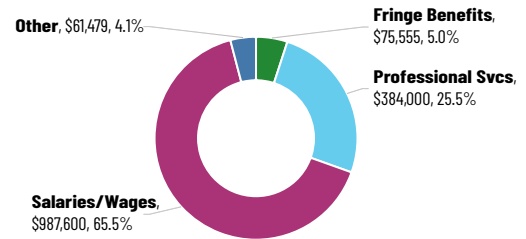
Position	Anniversary/D.O.H.			End of Year Salary	Grade/Step Increase	Annual Increase	Long.	Salary	Lump Sum	FICA	Fringe Benefits	Total
BUSINESS ADMINISTRATOR	1	3	2022	\$ 130,000.00	0.00	2,600.00	0.00	132,600.00	0.00	10,144.00	0.00	142,744.00
SPECIAL ASSISTANT TO BUSINESS ADMINISTRATOR				\$ 70,000.00	0.00	0.00	0.00	55,000.00	0.00	4,208.00	0.00	59,208.00
MANAGEMENT TOTALS				200,000.00	0.00	2,600.00	0.00	187,600.00	0.00	14,352.00	0.00	201,952.00
TOTAL				200,000.00	0.00	2,600.00	0.00	187,600.00	0.00	14,352.00	0.00	201,952.00
								187,600.00	0.00	14,352.00	0.00	201,952.00

2023 Budget Expenditures Chart



Personnel	2023 Adopted	2024 Approved
Personnel		
Social Security	15,300	14,352
Medical	—	—
Personnel Subtotal	15,300	14,352
Salaries/Wages		
Salaries And Wages	200,000	187,600
Salaries/Wages Subtotal	200,000	187,600
Communications		
Printing	500	—
Advertising Services	—	—
Communications Subtotal	500	—
Professional Svcs		
Consulting / Prof Services	60,000	64,000
Professional Svcs Subtotal	60,000	64,000
Contracted Services		
Tuition/Training	—	—
Travel	2,000	—
Conferences	1,000	—
Contracted Services Subtotal	3,000	—

2024 Budget Expenditures Chart



Personnel	2023 Adopted	2024 Approved
Supplies		
Software	—	—
Office	2,500	250
Supplies Subtotal	2,500	250
Office Equipmt - Minor Cap	—	—
Total Expenditures	281,300	266,202

Job Classification	2023 Adopted	2024 Approved	2023 Adopted	2024 Approved
Business Administrator	1	1	130,000	132,600
Special Assistant to the BA	1	1	70,000	55,000
Total Management	2	2	200,000	187,600
FICA			14,153	14,352
Concessions			0	0
Total Fringe Benefits			14,153	14,352
TOTAL	2	2	214,153	201,952

Account	2020 Actual	2021 Actual	2022 Actual	2023 Budget	2024 Budget
Personnel					
Social Security					
419001 Social Security	17,750	11,412	13,904	15,300	14,352
Social Security Subtotal	17,750	11,412	13,904	15,300	14,352
Medical					
419002 Medical	60,593	56,253	—	—	—
Medical Subtotal	60,593	56,253	—	—	—
Personnel Subtotal	78,343	67,665	13,904	15,300	14,352
Salaries/Wages					
Salaries And Wages					
414000 Salaries And Wages	232,025	150,018	182,693	200,000	187,600
Salaries And Wages Subtotal	232,025	150,018	182,693	200,000	187,600
Salaries/Wages Subtotal	232,025	150,018	182,693	200,000	187,600
Communications					
Printing					
420020 Printing Services	73	—	—	500	—
Printing Subtotal	73	—	—	500	—
Advertising Services					
420010 Advertising Services	500	5,170	—	—	—
Advertising Services Subtotal	500	5,170	—	—	—
Communications Subtotal	573	5,170	—	500	—
Professional Svcs					
Consulting / Prof Services					
421030 Consulting / Prof Services	55,000	78,540	—	60,000	64,000
Consulting / Prof Services Subtotal	55,000	78,540	—	60,000	64,000
Professional Svcs Subtotal	55,000	78,540	—	60,000	64,000
Contracted Services					
Tuition/Training					
429001 Tuition/Training	1,685	618	—	—	—
Tuition/Training Subtotal	1,685	618	—	—	—
Travel					
429015 Travel	—	—	—	2,000	—
Travel Subtotal	—	—	—	2,000	—
Conferences					
429016 Conferences	—	—	686	1,000	—
Conferences Subtotal	—	—	686	1,000	—
Contracted Services Subtotal	1,685	618	686	3,000	—

Account		2020 Actual	2021 Actual	2022 Actual	2023 Budget	2024 Budget
Supplies						
Software						
430002	Software	1,494	—	—	—	—
Software Subtotal		1,494	—	—	—	—
Office						
430009	Office Supplies	1,573	1,693	168	2,500	250
Office Subtotal		1,573	1,693	168	2,500	250
Supplies Subtotal		3,067	1,693	168	2,500	250
Minor Capital						
Office Equipmt - Minor Cap						
439015	Office Equipmt - Minor Cap	1,869	—	—	—	—
Office Equipmt - Minor Cap Subtotal		1,869	—	—	—	—
Minor Capital Subtotal		1,869	—	—	—	—
Total Expenditures		372,562	303,704	197,451	281,300	266,202

Financial Management



Marita Kelley, *Director of Budget and Finance*

Department Description

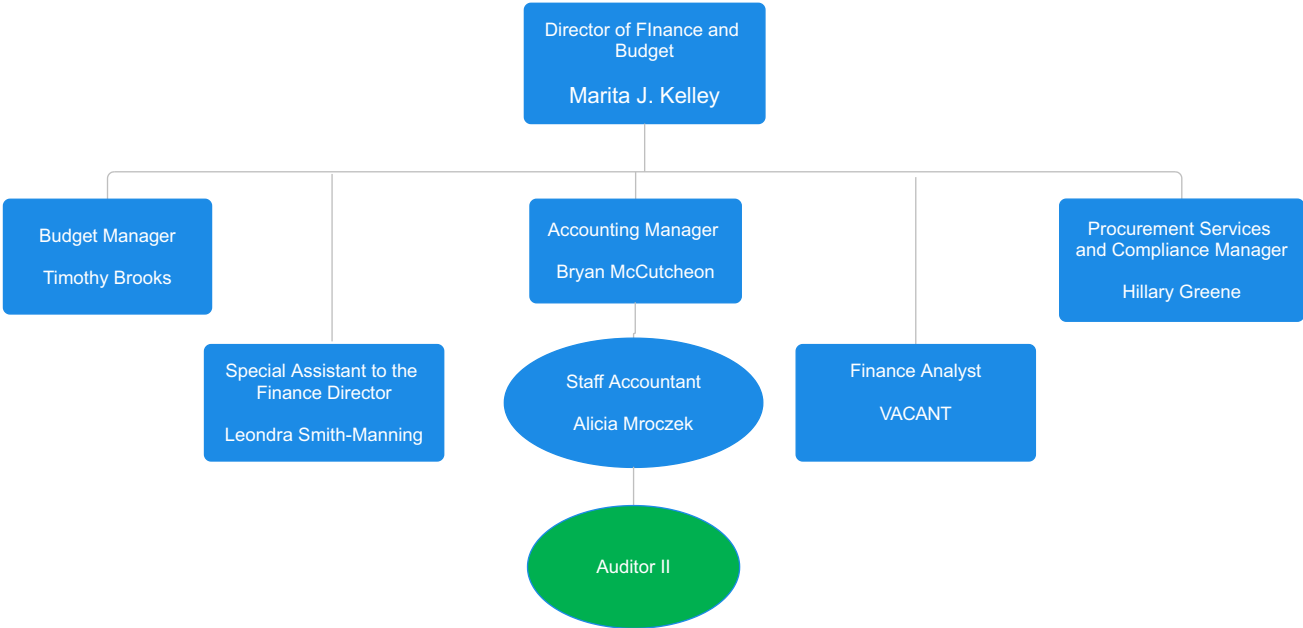
The Department of Financial Management is responsible for the overall fiscal management of the City. This includes the management of all funds, accounting for all assets and financial activity, the production of all financial documents, and the administration of Debt Service, General Expenses, and Transfers to Other Funds. This Department also aids in the administration of the City's three pension plans. For the Department to complete these tasks, it is organized into four offices.

The Accounting Office manages the cash flow and accounts payable functions for the City. This office also oversees the City's computerized accounting and financial reporting systems, and is responsible for preparation of the annual audit and development of the Comprehensive Annual Financial Report.

The Office of Budget and Analysis is responsible for the preparation, development, distribution, and monitoring of the City's annual budget which is submitted to Council at the last Legislative Session in November. This office also prepares the Mid-Year Fiscal Report, which highlights the financial status of all budgeted funds as of June 30th of the current year compared to June 30th of the previous year. The Mid-Year report also projects the financial performance for the current year-end.

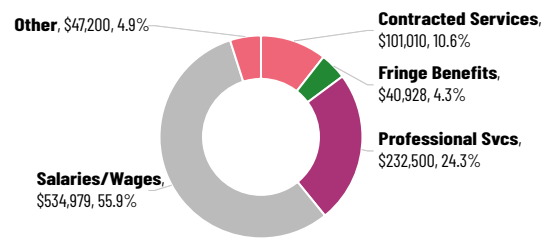
The Purchasing Office is responsible for overseeing the procurement of most City materials, supplies, and services. All procurement documentation is compiled and stored within the Purchasing Office. Furthermore, this office must assure fair and equitable distribution of City contracts and agreements for capital and non-capital products and services, including the preparation and advertising of public bids and the awarding of those contracts. This office also administers insurance claims and collection activities.

Financial Management

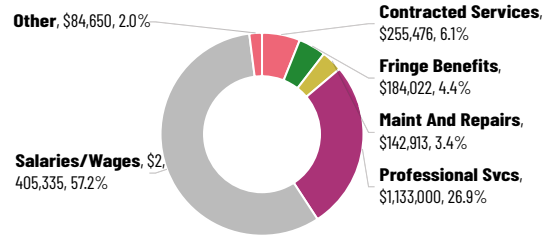


Position	Anniversary/D.O.H.			End of Year Salary	Grade/Step Increase	Annual Increase	Long.	Salary	Lump Sum	FICA	Fringe Benefits	Total
DIRECTOR OF FINANCIAL MANAGEMENT	1	6	2014	\$ 97,000.00		1,940.00	0.00	98,940.00	0.00	7,569.00	0.00	106,509.00
ACCOUNTING MANAGER	11	5	2012	\$ 82,000.00		1,640.00	0.00	83,640.00	0.00	6,399.00	0.00	90,039.00
PROCUREMENT SERVICES AND COMPLIANCE MANAGER	1	12	2015	\$ 72,000.00		1,440.00	0.00	73,440.00	0.00	5,619.00	0.00	79,059.00
BUDGET MANAGER	3	28	2021	\$ 72,000.00		2,500.00	0.00	74,500.00	0.00	5,700.00	0.00	80,200.00
STAFF ACCOUNTANT/FINANCIAL ANALYST	6	21	2021	\$ 61,000.00		1,220.00	0.00	62,220.00	0.00	4,760.00	0.00	66,980.00
ANALYST - FINANCE	3	13	2023	\$ 55,000.00		2,640.00	0.00	57,640.00	0.00	4,410.00	0.00	62,050.00
SPECIAL ASSISTANT TO THE FINANCIAL DIRECTOR	9	3	2019	\$ 60,000.00		2,500.00	0.00	62,500.00	0.00	4,782.00	0.00	67,282.00
MANAGEMENT TOTALS				499,000.00	0.00	13,880.00	0.00	512,880.00	0.00	39,239.00	0.00	552,119.00
AUDITOR II				\$ 49,729.99	1,674.60	1,491.90	0.00	52,896.00	0.00	4,047.00	0.00	56,943.00
BARGAINING UNIT TOTALS				49,729.99	1,674.60	1,491.90	0.00	52,896.00	0.00	4,047.00	0.00	56,943.00
TOTAL				548,729.99	1,674.60	15,371.90	0.00	565,776.00	0.00	43,286.00	0.00	609,062.00

2023 Budget Expenditures Chart



2024 Budget Expenditures Chart



Personnel	2023 Adopted	2024 Approved
Personnel		
Social Security	40,928	43,285
Medical	—	—
Personnel Subtotal	40,928	43,285
Salaries/Wages		
Salaries And Wages	534,979	565,776
Salaries/Wages Subtotal	534,979	565,776
Communications		
Advertising	4,500	3,250
Printing	2,800	2,800
Communications Subtotal	7,300	6,050
Professional Svcs		
Audit	175,000	185,000
Consulting	55,000	55,000
Other Professional Fees	2,500	2,500
Professional Svcs Subtotal	232,500	242,500
Contracted Services		
Web/Software Services	1,860	23,860
Tuition/Training	10,000	5,000
Conferences	—	2,000
Memberships	1,500	3,200
Misc Contracted Services	80,000	51,100
Administrative Trustee Fee	150	250
Travel	7,500	5,000
Contracted Services Subtotal	101,010	90,410
Maint And Repairs		
Maintenance Svc Contract	27,000	28,000
Maint And Repairs Subtotal	27,000	28,000

Personnel	2023 Adopted	2024 Approved
Supplies		
Subscriptions	5,500	5,000
Office	2,400	1,500
Misc Supplies And Expense	2,000	1,000
Supplies Subtotal	9,900	7,500
Minor Capital		
Office Equipmt - Minor Cap	3,000	2,000
Minor Capital Subtotal	3,000	2,000
Total Expenditures	956,617	985,521

Job Classification	2023 Adopted	2024 Approved	2023 Adopted	2024 Approved
Director of Financial Mgmt.	1	1	97,000	98,940
Accounting Manager	1	1	82,000	83,640
and Compliance Manager	1	1	72,000	73,440
Budget Manager	1	1	72,000	74,500
Staff Acct/Financial Analyst	1	1	61,000	62,220
Analyst - Finance	1	1	55,000	57,640
Special Assist to Finance Director	1	1	60,000	62,500
Total Management	7	7	499,000	512,880
Auditor II	1	1	49,730	52,896
Total Bargaining Unit	1	1	49,730	52,896
FICA			36,489	43,286
Concessions			0	0
Total Fringe Benefits			36,489	43,286
TOTAL	8	8	585,219	609,062

Account	2020 Actual	2021 Actual	2022 Actual	2023 Budget	2024 Budget
Personnel					
Social Security					
419001 Social Security	24,444	21,845	30,822	40,928	43,285
Social Security Subtotal	24,444	21,845	30,822	40,928	43,285
Medical					
419002 Medical	185,238	177,695	—	—	—
Medical Subtotal	185,238	177,695	—	—	—
Personnel Subtotal	209,682	199,540	30,822	40,928	43,285
Salaries/Wages					
Salaries And Wages					
414000 Salaries And Wages	330,805	291,583	410,510	534,979	565,776
Salaries And Wages Subtotal	330,805	291,583	410,510	534,979	565,776
Salaries/Wages Subtotal	330,805	291,583	410,510	534,979	565,776
Communications					
Advertising					
420010 Advertising Services	5,284	4,906	2,366	4,500	3,250
Advertising Subtotal	5,284	4,906	2,366	4,500	3,250
Printing					
420020 Printing Services	611	138	1,906	2,800	2,800
Printing Subtotal	611	138	1,906	2,800	2,800
Communications Subtotal	5,895	5,044	4,272	7,300	6,050
Professional Svcs					
Audit					
421020 Audit Services	128,275	112,925	93,073	175,000	185,000
Audit Subtotal	128,275	112,925	93,073	175,000	185,000
Consulting					
421030 Consulting / Prof Services	2,000	15,000	18,463	55,000	55,000
Consulting Subtotal	2,000	15,000	18,463	55,000	55,000
Other Professional Fees					
421050 Other Professional Services	23,333	—	—	2,500	2,500
Other Professional Fees Subtotal	23,333	—	—	2,500	2,500
Professional Svcs Subtotal	153,608	127,925	111,536	232,500	242,500
Contracted Services					
Web/Software Services					
424020 Web/Software Services	192	—	—	1,860	23,860
Web/Software Services Subtotal	192	—	—	1,860	23,860

Account		2020 Actual	2021 Actual	2022 Actual	2023 Budget	2024 Budget
Tuition/Training						
429001	Tuition/Training	—	—	4,248	10,000	5,000
Tuition/Training Subtotal		—	—	4,248	10,000	5,000
Conferences						
429016	Conferences	—	—	—	—	2,000
Conferences Subtotal		—	—	—	—	2,000
Memberships						
429017	Memberships	—	—	858	1,500	3,200
Memberships Subtotal		—	—	858	1,500	3,200
Misc Contracted Services						
429090	Misc Contracted Services	294	5,811	150	80,000	51,100
Misc Contracted Services Subtotal		294	5,811	150	80,000	51,100
Administrative Trustee Fee						
429009	Administrative Trustee Fee	42	76	—	150	250
Administrative Trustee Fee Subtotal		42	76	—	150	250
Travel						
429015	Travel	—	—	—	7,500	5,000
Travel Subtotal		—	—	—	7,500	5,000
Contracted Services Subtotal		528	5,887	5,256	101,010	90,410
Maint And Repairs						
Maintenance Svc Contract						
425090	Maintenance Svc Contract	17,125	17,981	18,880	27,000	28,000
Maintenance Svc Contract Subtotal		17,125	17,981	18,880	27,000	28,000
Maint And Repairs Subtotal		17,125	17,981	18,880	27,000	28,000
Supplies						
Subscriptions						
430003	Subscriptions	48	—	—	5,500	5,000
Subscriptions Subtotal		48	—	—	5,500	5,000
Office						
430009	Office Supplies	1,465	1,448	1,678	2,400	1,500
Office Subtotal		1,465	1,448	1,678	2,400	1,500
Misc Supplies And Expense						
430099	Misc Supplies And Expense	—	—	—	2,000	1,000
Misc Supplies And Expense Subtotal		—	—	—	2,000	1,000
Supplies Subtotal		1,512	1,448	1,678	9,900	7,500

Account	2020 Actual	2021 Actual	2022 Actual	2023 Budget	2024 Budget
Minor Capital					
Office Equipmt - Minor Cap					
439015 Office Equipmt - Minor Cap	870	1,316	627	3,000	2,000
Office Equipmt - Minor Cap Subtotal	870	1,316	627	3,000	2,000
Minor Capital Subtotal	870	1,316	627	3,000	2,000
Total Expenditures	720,025	650,723	583,582	956,617	985,521

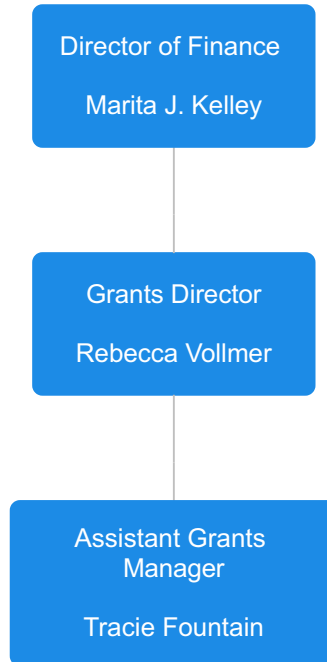
Grants



Department Description

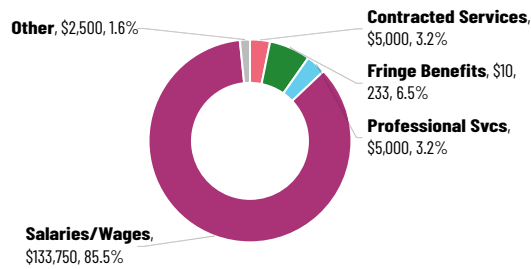
The City of Harrisburg's Bureau of Grants Administration strives to serve six main responsibilities: (1) understanding and keeping current with the project goals and funding needs of various City departments, as directed by the Mayor and City Administration; (2) identifying and vetting federal, state, local, and private sources of funding that may meet/align with the City's fundraising needs; (3) working across all City departments to gather Subject Matter Expertise, and to then write and submit successful grant applications to the appropriate funding Agency/Agencies; (4) liaising with the Law Bureau and City Council for the requisite legislation to support submitted grant applications; (5) upon award, navigating grant contract paperwork through relevant City channels to ensure proper legal review of contract documents and acquire required City signatures; (6) all aspects of Grant Management, including Scope and Budget changes to a Project/Contract; monthly, quarterly, and annual progress reporting and compliance obligations; extension and amendment requests and the process required to request such; grant fund drawdown requests and facility with the multiple web portals involved for each grant to draw funds; liaising with City Accounting to ensure funds have been properly received; final accounting and grant closeout.

Bureau of Grants



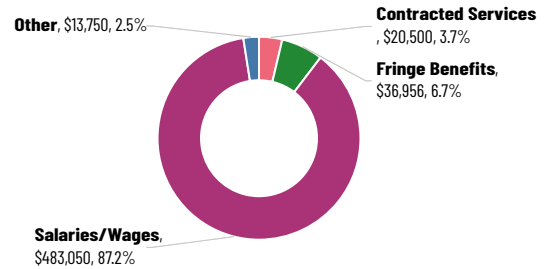
Position	Anniversary/D.O.H.			End of Year Salary	Grade/Step Increase	Annual Increase	Long.	Salary	Lump Sum	FICA	Fringe Benefits	Total
GRANTS DIRECTOR	8	11	2015	\$ 85,000.00	0.00	1,700.00	0.00	86,700.00	0.00	6,633.00	0.00	93,333.00
ASSISTANT GRANTS MANAGER	9	5	2023	\$ 65,000.00	0.00	0.00	0.00	65,000.00	0.00	4,973.00	0.00	69,973.00
TOTAL				150,000.00	0.00	1,700.00	0.00	151,700.00	0.00	11,606.00	0.00	163,306.00
							0.00	0.00	0.00	0.00	0.00	
							151,700.00	0.00	11,606.00	0.00		163,306.00

2023 Budget Expenditures Chart



Personnel	2023 Adopted	2024 Approved
Personnel		
Social Security	10,233	11,606
Medical	—	—
Personnel Subtotal	10,233	11,606
Salaries/Wages		
Salaries And Wages	133,750	151,700
Salaries/Wages Subtotal	133,750	151,700
Communications		
Advertising	—	—
Printing	2,000	—
Communications Subtotal	2,000	—
Professional Svcs		
Audit Services	—	—
Consulting / Prof Services	5,000	—
Professional Svcs Subtotal	5,000	—
Contracted Services		
Web/Software Services	—	—
Tuition/Training	1,500	3,000

2024 Budget Expenditures Chart



Personnel	2023 Adopted	2024 Approved
Travel	2,500	3,000
Conferences	1,000	2,000
Contracted Services Subtotal	5,000	8,000
Office	—	—
Minor Capital		
Office Equipmt - Minor Cap	500	250
Minor Capital Subtotal	500	250
Total Expenditures	156,483	171,556

Job Classification	2023 Adopted	2024 Approved	2023 Adopted	2024 Approved
Grants Director	1	1	85,000	86,700
Grant Assistant	0	1	65,000	65,000
Total Management	1	2	150,000	151,700
FICA			5,355	11,606
Concessions			0	0
Total Fringe Benefits			5,355	11,606
TOTAL	1	2	155,355	163,306

Account	2020 Actual	2021 Actual	2022 Actual	2023 Budget	2024 Budget
Personnel					
Social Security					
419001 Social Security	4,911	4,909	5,257	10,233	11,606
Social Security Subtotal	4,911	4,909	5,257	10,233	11,606
Medical					
419002 Medical	14,100	13,204	—	—	—
Medical Subtotal	14,100	13,204	—	—	—
Personnel Subtotal	19,011	18,114	5,257	10,233	11,606
Salaries/Wages					
Salaries And Wages					
414000 Salaries And Wages	65,505	65,276	69,858	133,750	151,700
Salaries And Wages Subtotal	65,505	65,276	69,858	133,750	151,700
Salaries/Wages Subtotal	65,505	65,276	69,858	133,750	151,700
Communications					
Printing					
420020 Printing Services	—	—	—	2,000	—
Printing Subtotal	—	—	—	2,000	—
Communications Subtotal	—	—	—	2,000	—
Professional Svcs					
Consulting / Prof Services					
421030 Consulting / Prof Services	—	—	—	5,000	—
Consulting / Prof Services Subtotal	—	—	—	5,000	—
Professional Svcs Subtotal	—	—	—	5,000	—
Contracted Services					
Tuition/Training					
429001 Tuition/Training	—	560	254	1,500	3,000
Tuition/Training Subtotal	—	560	254	1,500	3,000
Travel					
429015 Travel	—	—	—	2,500	3,000
Travel Subtotal	—	—	—	2,500	3,000
Conferences					
429016 Conferences	—	—	—	1,000	2,000
Conferences Subtotal	—	—	—	1,000	2,000
Contracted Services Subtotal	—	560	254	5,000	8,000

Account	2020 Actual	2021 Actual	2022 Actual	2023 Budget	2024 Budget
Minor Capital					
Office Equipmt - Minor Cap					
439015 Office Equipmt - Minor Cap	—	—	—	500	250
Office Equipmt - Minor Cap Subtotal	—	—	—	500	250
Minor Capital Subtotal	—	—	—	500	250
Total Expenditures	84,516	83,949	75,369	156,483	171,556

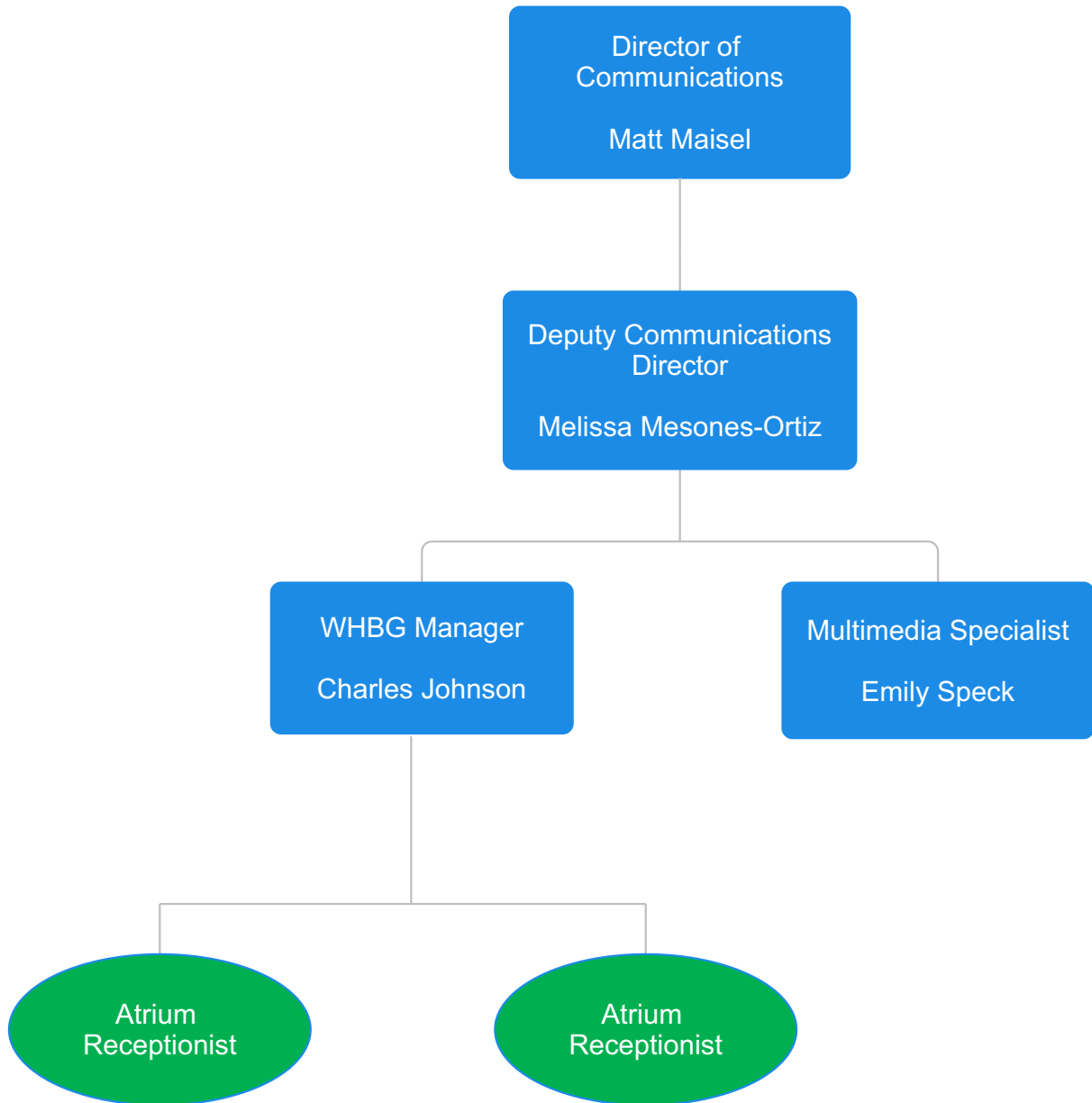
Communications



Department Description

The Bureau of Communications manages all internal and external communications and marketing for government operations of the City of Harrisburg. It is responsible for graphic, photo, video, audio and information services, as well as for the City's 311 system and atrium Help Desk. The bureau organizes news conferences, issues news releases, media advisories as well as online and social media communications. The Bureau of Communications also manages media relations, organizes informational events and campaigns, as well as manages WHBG Channel 20, the government access cable television channel and station. The bureau manages relations with adjacent government agencies to ensure compliance with the City's Cable Television Franchise agreement.

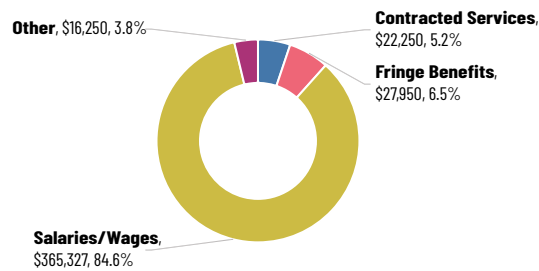
Communications





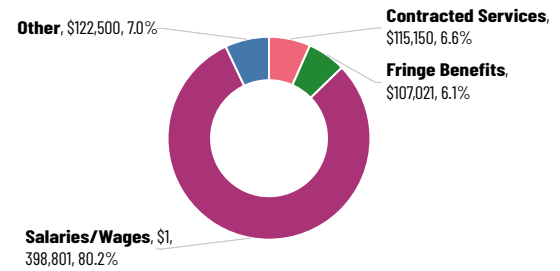
Position	Anniversary/D.O.H.			End of Year Salary	Grade/Step Increase	Annual Increase	Long.	Salary	Lump Sum	FICA	Fringe Benefits	Total
COMMUNICATION'S DIRECTOR	3	7	2022	\$ 95,000.00	0.00	1,900.00	0.00	96,900.00	0.00	7,413.00	0.00	104,313.00
WHBG MANAGER	12	13	2017	\$ 66,300.00	0.00	1,326.00	0.00	67,626.00	0.00	5,174.00	0.00	72,800.00
MULTIMEDIA SPECIALIST	6	15	2020	\$ 50,490.00	0.00	1,009.80	0.00	51,500.00	0.00	3,940.00	0.00	55,440.00
DEPUTY COMMUNICATION DIRECTOR	4	12	2021	\$ 66,300.00	0.00	1,326.00	0.00	67,626.00	0.00	5,174.00	0.00	72,800.00
MANAGEMENT TOTALS				278,090.00	0.00	5,561.80	0.00	283,652.00	0.00	21,701.00	0.00	305,353.00
ATRIUM RECEPTIONIST	6	29	2015	\$ 43,991.95	0.00	1,319.76	0.00	45,312.00	0.00	3,467.00	0.00	48,779.00
ATRIUM RECEPTIONIST	4	3	2023	\$ 41,553.23	1,231.32	1,246.59	0.00	44,031.00	0.00	3,369.00	0.00	47,400.00
BARGAINING UNIT TOTALS				85,545.18	1,231.32	2,566.35	0.00	89,343.00	0.00	6,836.00	0.00	96,179.00
TOTAL				363,635.18	1,231.32	8,128.15	0.00	372,995.00	0.00	28,537.00	0.00	401,532.00
								372,995.00	0.00	28,537.00	0.00	401,532.00

2023 Budget Expenditures Chart



Personnel	2023 Adopted	2024 Approved
Personnel		
Social Security	27,950	28,537
Medical	—	—
Personnel Subtotal	27,950	28,537
Salaries/Wages		
Salaries And Wages	365,327	372,995
Salaries/Wages Subtotal	365,327	372,995
Communications		
Advertising	—	—
Photography	—	500
Postage	—	—
Communications Subtotal	—	500
Contracted Services		
Web/Software Services	13,000	3,500
Tuition/Training	2,250	3,000
Misc Contracted Services	7,000	2,000
Travel	—	—
Contracted Services Subtotal	22,250	8,500
Maint And Repairs		
Maintenance Svc Contract	—	20,000
Maint And Repairs Subtotal	—	20,000
Supplies		
Audio/Visual	3,500	5,000
Office	750	750
Misc Supplies And Expense	2,000	1,500
Subscriptions	—	2,000
Supplies Subtotal	6,250	9,250

2024 Budget Expenditures Chart



Personnel	2023 Adopted	2024 Approved
Minor Capital		
Office Equipmt - Minor Cap	10,000	6,000
Minor Capital Subtotal	10,000	6,000
Operations Equip - Capital	—	—
Total Expenditures	431,777	445,782

Job Classification	2023 Adopted	2024 Approved	2023 Adopted	2024 Approved
Communications Director	1	1	95,000	96,900
*Digital Content Producer	0	0	0	0
Production Technician (Part-Time)	1	0	0	0
Deputy Communications Director	1	1	66,300	67,626
WHBG Manager	1	1	66,300	67,626
Multi-Media Manager	0	1	50,490	51,500
Total Management	4	4	278,090	283,652
Atrium Receptionist	1	1	43,992	45,312
Atrium Receptionist	1	1	41,553	44,031
Total Bargaining Unit	1	2	85,545	89,343
Overtime			0	0
FICA			27,950	28,537
Total Fringe Benefits			27,950	28,537
TOTAL	5	6	391,585	401,532

Account	2020 Actual	2021 Actual	2022 Actual	2023 Budget	2024 Budget
Personnel					
Social Security					
419001 Social Security	12,730	14,445	18,442	27,950	28,537
Social Security Subtotal	12,730	14,445	18,442	27,950	28,537
Medical					
419002 Medical	38,404	39,111	—	—	—
Medical Subtotal	38,404	39,111	—	—	—
Personnel Subtotal	51,134	53,556	18,442	27,950	28,537
Salaries/Wages					
Salaries And Wages					
414000 Salaries And Wages	174,029	196,485	249,878	365,327	372,995
Salaries And Wages Subtotal	174,029	196,485	249,878	365,327	372,995
Salaries/Wages Subtotal	174,029	196,485	249,878	365,327	372,995
Communications					
Advertising					
420010 Advertising Services	450	104	53	—	—
Advertising Subtotal	450	104	53	—	—
Photography					
420030 Photography Services	—	—	450	—	500
Photography Subtotal	—	—	450	—	500
Communications Subtotal	450	104	503	—	500
Contracted Services					
Web/Software Services					
424020 Web/Software Services	6,693	6,322	6,490	13,000	3,500
Web/Software Services Subtotal	6,693	6,322	6,490	13,000	3,500
Tuition/Training					
429001 Tuition/Training	695	—	2,960	2,250	3,000
Tuition/Training Subtotal	695	—	2,960	2,250	3,000
Misc Contracted Services					
429090 Misc Contracted Services	3,683	5,384	1,069	7,000	2,000
Misc Contracted Services Subtotal	3,683	5,384	1,069	7,000	2,000
Contracted Services Subtotal	11,071	11,706	10,518	22,250	8,500
Maint And Repairs					
Maintenance Svc Contract					
425090 Maintenance Svc Contract	—	—	—	—	20,000
Maintenance Svc Contract Subtotal	—	—	—	—	20,000
Maint And Repairs Subtotal	—	—	—	—	20,000

Account	2020 Actual	2021 Actual	2022 Actual	2023 Budget	2024 Budget
Supplies					
Audio/Visual					
430004 Audio-Visual	3,222	2,732	6,797	3,500	5,000
Audio/Visual Subtotal	3,222	2,732	6,797	3,500	5,000
Office					
430009 Office Supplies	983	369	837	750	750
Office Subtotal	983	369	837	750	750
Misc Supplies And Expense					
430099 Misc Supplies And Expense	2,441	1,367	885	2,000	1,500
Misc Supplies And Expense Subtotal	2,441	1,367	885	2,000	1,500
Subscriptions					
430003 Subscriptions	—	—	—	—	2,000
Subscriptions Subtotal	—	—	—	—	2,000
Supplies Subtotal	6,646	4,468	8,520	6,250	9,250
Minor Capital					
Office Equipmt - Minor Cap					
439015 Office Equipmt - Minor Cap	5,153	2,365	3,212	10,000	6,000
Office Equipmt - Minor Cap Subtotal	5,153	2,365	3,212	10,000	6,000
Minor Capital Subtotal	5,153	2,365	3,212	10,000	6,000
Total Expenditures	248,482	268,684	291,073	431,777	445,782

Information Technology



Department Description

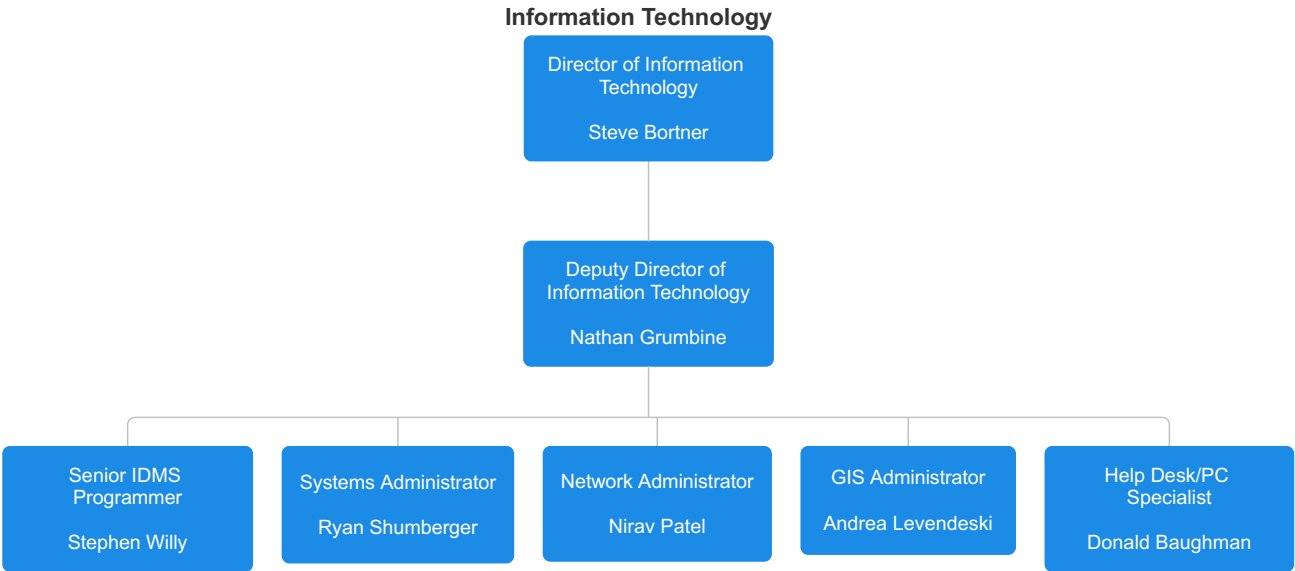
The Bureau of Information Technology is responsible for the administration of the City's blend of mainframe, network and cloud-based computer systems. These systems are utilized by General Government and the Departments of Administration, Community and Economic Development, Public Safety and Public Works.

The bureau programs, controls, troubleshoots and monitors a wide array of mainframe-based systems used throughout the City's operations. Examples of these systems include the computerized billing system for property real estate taxes, mercantile taxes and licenses; billings for disposal and refuse charges; human resource management; Treasury accounts receivable system, insurance claims management; field reports for all service calls for police; and Codes licenses, permits, inspections and complaints.

The bureau also provides technical support and maintenance for the City's network of personal computers, laptops and mobile devices; and is responsible for the installation, maintenance, and troubleshooting of servers, routers, switches, and firewalls for the City's Local Area Network (LAN) and Wide Area Network (WAN). Responsibilities extend to troubleshooting of computer software, hardware, peripherals, telecommunications systems and services, and related equipment.

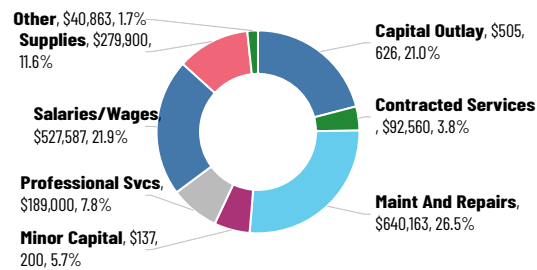
The bureau partners with various local, state and national organizations to extend and expand the technological capabilities of the City's operations. Evaluating emerging technologies and vendor offerings assists with the process of modernizing and streamlining processes and systems deployed throughout the City.

Daily responsibilities include: monitoring, configuring, and troubleshooting server backups and restoring systems; monitoring virus activity and cyber threats through a central management console; implementing LAN and local printer services; moving, adding, deleting and upgrading software.

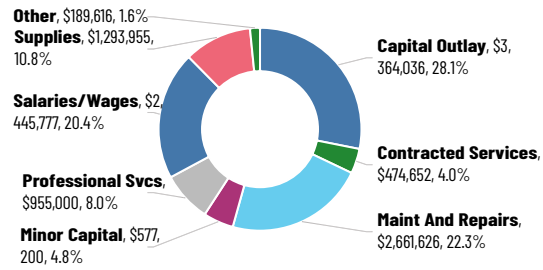


Position	Anniversary/D.O.H.			End of Year Salary	Grade/Step Increase	Annual Increase	Long.	Salary	Lump Sum	FICA	Fringe Benefits	Total
DIRECTOR - BUREAU OF INFORMATION TECHNOLOGY	7	24	2017	96,305.00	0.00	1,926.10	0.00	98,231.00	0.00	7,515.00	0.00	105,746.00
DEPUTY DIRECTOR OF INFORMATION TECHNOLOGY	2	6	2023	92,565.00	0.00	1,851.30	0.00	94,416.00	0.00	7,223.00	0.00	101,639.00
HELP DESK/PC SPECIALIST	1	17	2023	60,000.00	0.00	1,200.00	0.00	61,200.00	0.00	4,682.00	0.00	65,882.00
GIS ADMINISTRATOR	1	16	2024	70,608.00	0.00	1,412.16	0.00	72,020.00	0.00	5,510.00	0.00	77,530.00
NETWORK ADMINISTRATOR	7	5	2016	76,261.00	0.00	1,525.22	0.00	77,786.00	0.00	5,951.00	0.00	83,737.00
SYSTEMS ADMINISTRATOR	1	29	2018	64,528.00	0.00	1,290.56	0.00	65,819.00	0.00	5,036.00	0.00	70,855.00
SENIOR IDMS PROGRAMMER	2	3	2020	67,320.00	0.00	1,346.40	0.00	68,666.00	0.00	5,253.00	0.00	73,919.00
MANAGEMENT TOTALS				527,587.00	0.00	10,551.74	0.00	538,138.00	0.00	41,170.00	0.00	579,308.00
TOTAL				527,587.00	0.00	10,551.74	0.00	538,138.00	0.00	41,170.00	0.00	579,308.00
								538,138.00	0.00	41,170.00	0.00	579,308.00

2023 Budget Expenditures Chart



2024 Budget Expenditures Chart



Personnel	2023 Adopted	2024 Approved
Personnel		
Social Security	40,363	41,170
Medical	—	—
Personnel Subtotal	40,363	41,170
Salaries/Wages		
Salaries And Wages	527,587	538,138
Salaries/Wages Subtotal	527,587	538,138
Communications		
Advertising	500	500
Communications Subtotal	500	500
Professional Svcs		
Consulting	189,000	179,000
Professional Svcs Subtotal	189,000	179,000
Contracted Services		
Web/Software Services	13,360	13,125
Tuition/Training	6,000	12,000
Travel	1,000	1,000
Conferences	—	—
Storage	13,200	16,800
Misc Contracted Services	59,000	10,000
Administrative Trustee Fee	—	—
Contracted Services Subtotal	92,560	52,925
Maint And Repairs		
Maintenance Svc Contract	640,163	1,142,254
Maint And Repairs Subtotal	640,163	1,142,254
Supplies		
Software	260,700	401,100
Data Processing	18,000	45,000
Office	1,200	2,000

Personnel	2023 Adopted	2024 Approved
Subscriptions	—	—
Supplies Subtotal	279,900	448,100
Minor Capital		
Office Equipmt - Minor Cap	137,200	185,000
Minor Capital Subtotal	137,200	185,000
Capital Outlay		
Security Upgrade	—	96,000
Lease Purchase	—	—
Equipmt - Data Processing	505,626	695,626
Office Equipment	—	—
Capital Outlay Subtotal	505,626	791,626
Interest Payment	—	—
Matching Share Grants	—	—
Total Expenditures	2,412,899	3,378,713

Job Classification	2023 Adopted	2024 Approved	2023 Adopted	2024 Approved
Director of IT	1	1	96,305	98,713
Deputy Director of IT	1	1	92,565	94,879
Network Administrator	1	1	76,261	77,786
SR. IDMS Programmer	1	1	67,320	68,666
GIS Administrator	1	1	70,608	70,608
Systems Administrator	1	1	64,528	65,819
Help Desk/PC Specialist	1	1	60,000	61,200
Total Management	7	7	527,587	537,671
Total Bargaining Unit	0	0	0	0

Job Classification	2023 Adopted	2024 Approved	2023 Adopted	2024 Approved
Overtime			0	0
FICA			36,173	40,363
Concessions			0	0
Total Fringe Benefits			36,173	40,363
TOTAL	7	7	563,760	578,034

Account	2020 Actual	2021 Actual	2022 Actual	2023 Budget	2024 Budget
Personnel					
Social Security					
419001 Social Security	29,370	33,834	27,360	40,363	41,170
Social Security Subtotal	29,370	33,834	27,360	40,363	41,170
Medical					
419002 Medical	138,544	140,200	—	—	—
Medical Subtotal	138,544	140,200	—	—	—
Personnel Subtotal	167,915	174,034	27,360	40,363	41,170
Salaries/Wages					
Salaries And Wages					
414000 Salaries And Wages	391,799	454,107	366,827	527,587	538,138
Salaries And Wages Subtotal	391,799	454,107	366,827	527,587	538,138
Salaries/Wages Subtotal	391,799	454,107	366,827	527,587	538,138
Communications					
Advertising					
420010 Advertising Services	299	—	—	500	500
Advertising Subtotal	299	—	—	500	500
Communications Subtotal	299	—	—	500	500
Professional Svcs					
Consulting					
421030 Consulting / Prof Services	191,610	110,963	105,323	189,000	179,000
Consulting Subtotal	191,610	110,963	105,323	189,000	179,000
Professional Svcs Subtotal	191,610	110,963	105,323	189,000	179,000
Contracted Services					
Web/Software Services					
424020 Web/Software Services	5,713	12,566	10,967	13,360	13,125
Web/Software Services Subtotal	5,713	12,566	10,967	13,360	13,125
Tuition/Training					
429001 Tuition/Training	—	—	—	6,000	12,000
Tuition/Training Subtotal	—	—	—	6,000	12,000
Travel					
429015 Travel	—	—	—	1,000	1,000
Travel Subtotal	—	—	—	1,000	1,000
Storage					
429070 Storage	8,990	9,292	11,372	13,200	16,800
Storage Subtotal	8,990	9,292	11,372	13,200	16,800

Account	2020 Actual	2021 Actual	2022 Actual	2023 Budget	2024 Budget
Misc Contracted Services					
429090 Misc Contracted Services	59,000	59,000	59,000	59,000	10,000
Misc Contracted Services Subtotal	59,000	59,000	59,000	59,000	10,000
Administrative Trustee Fee					
429009 Administrative Trustee Fee	30	30	—	—	—
Administrative Trustee Fee Subtotal	30	30	—	—	—
Contracted Services Subtotal	73,733	80,889	81,339	92,560	52,925
Maint And Repairs					
Maintenance Svc Contract					
425090 Maintenance Svc Contract	240,677	286,225	360,637	640,163	1,142,254
Maintenance Svc Contract Subtotal	240,677	286,225	360,637	640,163	1,142,254
Maint And Repairs Subtotal	240,677	286,225	360,637	640,163	1,142,254
Supplies					
Software					
430002 Software	123,086	139,711	140,495	260,700	401,100
Software Subtotal	123,086	139,711	140,495	260,700	401,100
Data Processing					
430008 Data Processing	18,905	17,932	4,980	18,000	45,000
Data Processing Subtotal	18,905	17,932	4,980	18,000	45,000
Office					
430009 Office Supplies	599	1,269	379	1,200	2,000
Office Subtotal	599	1,269	379	1,200	2,000
Supplies Subtotal	142,589	158,913	145,854	279,900	448,100
Minor Capital					
Office Equipmt - Minor Cap					
439015 Office Equipmt - Minor Cap	75,097	24,406	46,787	137,200	185,000
Office Equipmt - Minor Cap Subtotal	75,097	24,406	46,787	137,200	185,000
Minor Capital Subtotal	75,097	24,406	46,787	137,200	185,000
Capital Outlay					
Security Upgrade					
452014 Security Upgrade	31,875	—	—	—	96,000
Security Upgrade Subtotal	31,875	—	—	—	96,000
Lease Purchase					
453049 Lease Purchase	99,866	10,197	—	—	—
Lease Purchase Subtotal	99,866	10,197	—	—	—

Account	2020 Actual	2021 Actual	2022 Actual	2023 Budget	2024 Budget
Equipmt - Data Processing					
453051 Equipmt - Data Processing	76,049	24,410	37,389	505,626	695,626
Equipmt - Data Processing Subtotal	76,049	24,410	37,389	505,626	695,626
Office Equipment					
453015 Office Equipment	—	7,800	—	—	—
Office Equipment Subtotal	—	7,800	—	—	—
Capital Outlay Subtotal	207,789	42,407	37,389	505,626	791,626
Other					
Interest Payment					
447030 Interest Payment	1,900	57	—	—	—
Interest Payment Subtotal	1,900	57	—	—	—
Other Subtotal	1,900	57	—	—	—
Total Expenditures	1,493,407	1,332,000	1,171,515	2,412,899	3,378,713

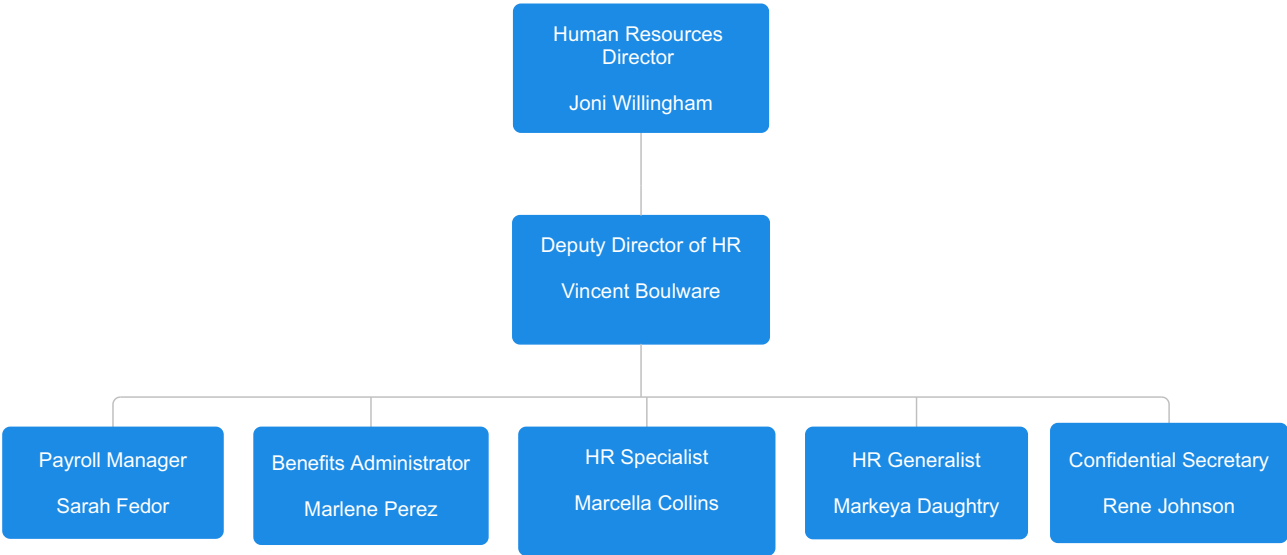
Human Resources



Department Description

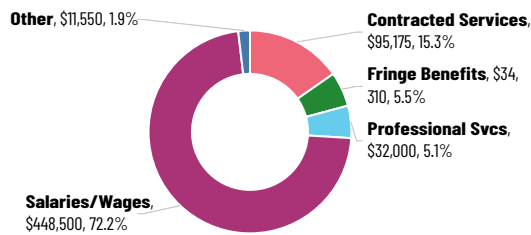
The Bureau of Human Resources is comprised of two primary functions: Human Resources Administration and Payroll. Human Resources oversees and administers a wide range of centralized personnel services for City Government including, but not limited to: recruitment for management positions; testing, screening, hiring and processing individuals to fill vacant bargaining-unit positions; enforces civil service rules and regulations and administers the promotional processes, where applicable, for the Harrisburg Police, Fire and Non-Uniform Civil Service Commission; unemployment compensation matters; conducts new hire orientation sessions and exit interviews; labor relations matters; benefits administration, including management of health care for active employees and retirees, pension plans, and leave benefits; worker's compensation program; and drug and alcohol testing. The Bureau assists the Business Administrator and the department directors in developing job descriptions for management and bargaining-unit positions.

Payroll is responsible for processing the City's biweekly payroll, maintaining payroll records and managing federal, state and local tax deductions as well as other mandatory payroll deductions and voluntary contributions. Staff is also responsible for ensuring all withholding reporting requirements are met. Staff works closely with all timekeepers to ensure smooth and accurate payroll processing. Staff also effectuates scheduled salary increases for bargaining-unit employees and merit pay increases based on performance evaluations for management personnel.

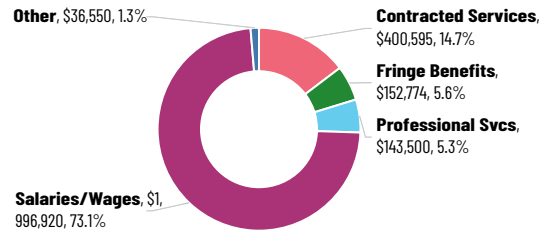


Position	Anniversary/D.O.H.			End of Year Salary	Grade/Step Increase	Annual Increase	Long.	Salary	Lump Sum	FICA	Fringe Benefits	Total
DIRECTOR OF HUMAN RESOURCES	11	13	2007	\$ 88,500.00	0.00	1,770.00	0.00	90,270.00	0.00	6,906.00	0.00	97,176.00
DEPUTY DIRECTOR	4	18	2022	\$ 70,000.00	0.00	1,400.00	0.00	71,400.00	0.00	5,463.00	0.00	76,863.00
PAYROLL MANAGER	9	22	2014	\$ 72,000.00	0.00	1,440.00	0.00	73,440.00	0.00	5,619.00	0.00	79,059.00
BENEFIT ADMIN/ADA CMPL OFFICER	10	15	2019	\$ 68,000.00	0.00	1,360.00	0.00	69,360.00	0.00	5,307.00	0.00	74,667.00
HUMAN RESOURCES SPECIALIST	4	11	2018	\$ 53,000.00	0.00	1,060.00	0.00	54,060.00	0.00	4,136.00	0.00	58,196.00
HUMAN RESOURCES GENERALIST	8	1	2023	\$ 51,750.00	0.00	1,035.00	0.00	52,785.00	0.00	4,038.00	0.00	56,823.00
CONFIDENTIAL SECRETARY	7	31	2023	\$ 50,000.00	0.00	1,000.00	0.00	51,000.00	0.00	3,902.00	0.00	54,902.00
MANAGEMENT TOTALS				453,250.00	0.00	9,065.00	0.00	462,315.00	0.00	35,371.00	0.00	497,686.00
TOTAL				453,250.00	0.00	9,065.00	0.00	462,315.00	0.00	35,371.00	0.00	497,686.00
								462,315.00	0.00	35,371.00	0.00	497,686.00

2023 Budget Expenditures Chart



2024 Budget Expenditures Chart



Personnel	2023 Adopted	2024 Approved
Personnel		
Social Security	34,310	35,371
Medical	—	—
Personnel Subtotal	34,310	35,371
Salaries/Wages		
Salaries And Wages	448,500	462,315
Salaries/Wages Subtotal	448,500	462,315
Communications		
Advertising	250	250
Printing	2,000	2,000
Postage	1,000	1,000
Communications Subtotal	3,250	3,250
Professional Svcs		
Non-Cdl Drug/Alc Med Test	15,000	15,000
Cdl Drug/Alc Med Testing	15,000	15,100
Credit Reports	2,000	2,400
Professional Svcs Subtotal	32,000	32,500
Contracted Services		
Tuition/Training	13,700	14,900
Contracted Personnel Svcs	70,000	86,000
Memberships	1,400	2,000
Misc Contracted Services	10,000	10,000
Administrative Trustee Fee	75	75
Contracted Services Subtotal	95,175	112,975
Supplies		
Educational	500	500
Software	200	100

Personnel	2023 Adopted	2024 Approved
Subscriptions	300	300
Photography	300	400
Office	2,000	2,000
Supplies Subtotal	3,300	3,300
Minor Capital		
Office Equipmt - Minor Cap	5,000	2,500
Minor Capital Subtotal	5,000	2,500
Total Expenditures	621,535	652,211

Job Classification	2023 Adopted	2024 Approved	2023 Adopted	2024 Approved
Director	1	1	88,500	90,270
Deputy Director	1	1	70,000	71,050
Payroll Manager	1	1	72,000	74,880
Benefit Admin/ADA Cmpl Officer	1	1	68,000	69,700
Human Resources Generalist	0	1	51,750	52,785
Human Resources Specialist	2	1	53,000	54,060
Confidential Secretary	1	1	50,000	51,000
Total Management	7	7	453,250	463,745
FICA			33,294	34,310
Concessions				0
Total Fringe Benefits			33,294	34,310
TOTAL	7	7	486,544	498,055

Account	2020 Actual	2021 Actual	2022 Actual	2023 Budget	2024 Budget
Personnel					
Social Security					
419001 Social Security	23,601	21,072	27,580	34,310	35,371
Social Security Subtotal	23,601	21,072	27,580	34,310	35,371
Medical					
419002 Medical	113,149	97,819	—	—	—
Medical Subtotal	113,149	97,819	—	—	—
Personnel Subtotal	136,750	118,891	27,580	34,310	35,371
Salaries/Wages					
Salaries And Wages					
414000 Salaries And Wages	308,561	271,839	352,521	448,500	462,315
Salaries And Wages Subtotal	308,561	271,839	352,521	448,500	462,315
Salaries/Wages Subtotal	308,561	271,839	352,521	448,500	462,315
Communications					
Advertising					
420010 Advertising Services	—	—	—	250	250
Advertising Subtotal	—	—	—	250	250
Printing					
420020 Printing Services	988	1,418	1,627	2,000	2,000
Printing Subtotal	988	1,418	1,627	2,000	2,000
Postage					
420050 Postage	—	—	—	1,000	1,000
Postage Subtotal	—	—	—	1,000	1,000
Communications Subtotal	988	1,418	1,627	3,250	3,250
Professional Svcs					
Non-Cdl Drug/Alc Med Test					
421051 Non-Cdl Drug/Alc Med Test	6,530	9,821	3,328	15,000	15,000
Non-Cdl Drug/Alc Med Test Subtotal	6,530	9,821	3,328	15,000	15,000
Cdl Drug/Alc Med Testing					
421052 Cdl Drug/Alc Med Testing	3,725	4,900	2,599	15,000	15,100
Cdl Drug/Alc Med Testing Subtotal	3,725	4,900	2,599	15,000	15,100
Credit Reports					
421053 Credit Reports	1,234	1,200	1,100	2,000	2,400
Credit Reports Subtotal	1,234	1,200	1,100	2,000	2,400
Professional Svcs Subtotal	11,489	15,921	7,027	32,000	32,500

Account	2020 Actual	2021 Actual	2022 Actual	2023 Budget	2024 Budget
Contracted Services					
Tuition/Training					
429001 Tuition/Training	169	408	469	13,700	14,900
Tuition/Training Subtotal	169	408	469	13,700	14,900
Contracted Personnel Svcs					
429014 Contracted Personnel Svcs	47,711	55,334	57,756	70,000	86,000
Contracted Personnel Svcs Subtotal	47,711	55,334	57,756	70,000	86,000
Memberships					
429017 Memberships	438	219	—	1,400	2,000
Memberships Subtotal	438	219	—	1,400	2,000
Misc Contracted Services					
429090 Misc Contracted Services	—	—	800	10,000	10,000
Misc Contracted Services Subtotal	—	—	800	10,000	10,000
Administrative Trustee Fee					
429009 Administrative Trustee Fee	—	30	—	75	75
Administrative Trustee Fee Subtotal	—	30	—	75	75
Contracted Services Subtotal	48,318	55,991	59,025	95,175	112,975
Supplies					
Educational					
430001 Educational	—	—	—	500	500
Educational Subtotal	—	—	—	500	500
Software					
430002 Software	—	—	—	200	100
Software Subtotal	—	—	—	200	100
Subscriptions					
430003 Subscriptions	—	—	—	300	300
Subscriptions Subtotal	—	—	—	300	300
Photography					
430006 Photography	295	209	—	300	400
Photography Subtotal	295	209	—	300	400
Office					
430009 Office Supplies	634	1,440	676	2,000	2,000
Office Subtotal	634	1,440	676	2,000	2,000
Supplies Subtotal	929	1,650	676	3,300	3,300

Account	2020 Actual	2021 Actual	2022 Actual	2023 Budget	2024 Budget
Minor Capital					
Office Equipmt - Minor Cap					
439015 Office Equipmt - Minor Cap	—	—	5,295	5,000	2,500
Office Equipmt - Minor Cap Subtotal	—	—	5,295	5,000	2,500
Minor Capital Subtotal	—	—	5,295	5,000	2,500
Total Expenditures	507,034	465,709	453,751	621,535	652,211

Licenses & Tax Enforcement

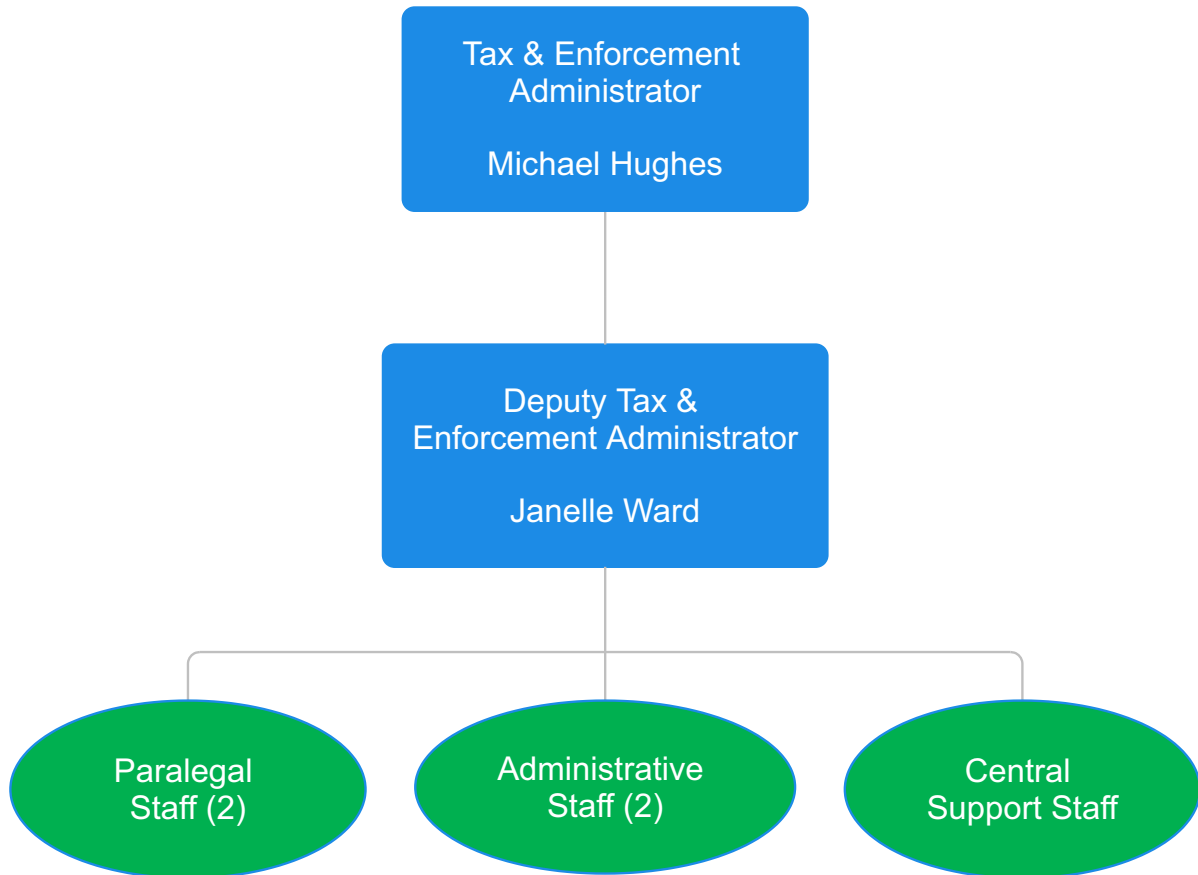


Department Description

The Tax and Enforcement unit bills and collects mercantile, business privilege, parking, and amusement taxes as well as various license fees for the City and the Harrisburg School District. This unit also administers the dog licensing program and manages all activities associated with the City's burglar and fire alarm program. A civil collection program is in place to collect all delinquent taxes.

The Bureau also includes the Duplication Center which is responsible for the daily handling of incoming and outgoing mail, processing printing jobs for all City departments and the distribution of office supplies.

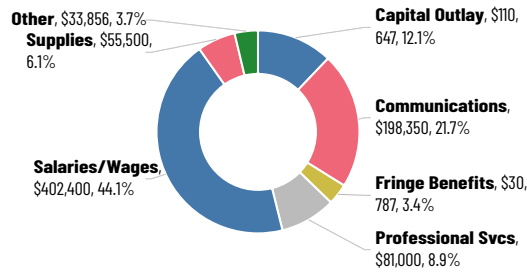
Licensing and Taxation



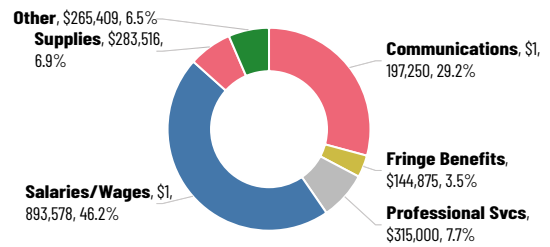


Position	Anniversary/D.O.B.			End of Year Salary	Grade/Step Increase	Annual Increase	Long.	Salary	Lump Sum	FICA	Fringe Benefits	Total
TAX & ENFORCEMENT ADMINISTRATOR	10	21	1996	\$ 88,500.00	0.00	1,770.00	0.00	90,270.00	0.00	6,906.00	0.00	97,176.00
DEPUTY TAX ENFORCEMENT ADMIN	10	3	2016	\$ 70,000.00	0.00	1,400.00	0.00	71,400.00	0.00	5,463.00	0.00	76,863.00
MANAGEMENT TOTALS				158,500.00	0.00	3,170.00	0.00	161,670.00	0.00	12,369.00	0.00	174,039.00
ADMINISTRATIVE CLERK	11	28	2022	\$ 42,748.70	1,280.54	1,282.46	0.00	45,312.00	0.00	3,467.00	0.00	48,779.00
ADMINISTRATIVE ASSISTANT I	6	28	2021	\$ 46,717.53	0.00	1,401.52	0.00	48,119.00	0.00	3,682.00	0.00	51,801.00
PARALEGAL III	8	8	2016	\$ 58,163.19	0.00	1,744.89	0.00	59,908.00	0.00	4,583.00	0.00	64,491.00
PARALEGAL I	9	12	2022	\$ 49,729.99	1,674.60	1,491.89	0.00	52,896.00	0.00	4,047.00	0.00	56,943.00
CENTRAL SUPPORT SPECIALIST II	7	8	1991	\$ 49,729.99	1,625.83	1,540.67	1,077.00	53,973.00	0.00	4,129.00	0.00	58,102.00
BARGAINING UNIT TOTALS				247,089.40	4,580.97	7,461.43	1,077.00	260,208.00	0.00	19,908.00	0.00	280,116.00
TOTAL				405,589.40	4,580.97	10,631.43	1,077.00	421,878.00	0.00	32,277.00	0.00	454,155.00
								421,878.00	0.00	32,277.00	0.00	454,155.00

2023 Budget Expenditures Chart



2024 Budget Expenditures Chart



Personnel	2023 Adopted	2024 Approved
Personnel		
Social Security	30,787	32,277
Medical	—	—
Personnel Subtotal	30,787	32,277
Salaries/Wages		
Salaries And Wages	402,400	421,878
Overtime	—	—
Salaries/Wages Subtotal	402,400	421,878
Communications		
Printing	7,900	34,400
Postage	190,450	263,500
Advertising Services	—	—
Communications Subtotal	198,350	297,900
Professional Svcs		
Collections - Opt/Liens	—	—
Filing Fees	55,000	45,000
Legal Services	26,000	26,000
Professional Svcs Subtotal	81,000	71,000
Contracted Services		
Web/Software Services	5,172	6,602
Conferences	2,000	2,000
Memberships	150	100
Administrative Trustee Fee	—	—
Contracted Services Subtotal	7,322	8,702
Maint And Repairs		
Maintenance Svc Contract	16,534	10,619
Maint And Repairs Subtotal	16,534	10,619
Supplies		
Software	—	—

Personnel	2023 Adopted	2024 Approved
Duplicating	30,000	40,000
Office	25,000	20,000
Wearing Apparel	500	500
Supplies Subtotal	55,500	60,500
Minor Capital		
Office Equipmt - Minor Cap	10,000	7,500
Minor Capital Subtotal	10,000	7,500
Capital Outlay		
Operations Equip - Capital	90,000	—
Lease Purchase	20,647	—
Capital Outlay Subtotal	110,647	—
Total Expenditures	912,540	910,376

Job Classification	2023 Adopted	2024 Approved	2023 Adopted	2024 Approved
Tax & Enforcement Administrator	1	1	88,500	92,040
Deputy Tax Enforcement Admin	1	1	70,000	72,800
Total Management	2	2	158,500	164,840
Paralegal I	2	1	49,730	52,896
Paralegal III	0	1	58,163	59,908
Administrative Clerk	0	1	42,749	45,312
Administrative Assistant I	1	1	46,718	48,119
Central Support Specialist	1	1	49,730	53,973
Revenue Specialist	1	0	-	0
Reallocation				
Total Bargaining Unit	5	5	247,089	260,208

Job Classification	2023 Adopted	2024 Approved	2023 Adopted	2024 Approved
Overtime			0	0
FICA			29,434	30,787
Concessions			0	0
Total Fringe Benefits			29,434	30,787
TOTAL	7	7	435,023	455,835

Account	2020 Actual	2021 Actual	2022 Actual	2023 Budget	2024 Budget
Personnel					
Social Security					
419001 Social Security	21,617	23,665	25,170	30,787	32,277
Social Security Subtotal	21,617	23,665	25,170	30,787	32,277
Medical					
419002 Medical	162,532	148,099	—	—	—
Medical Subtotal	162,532	148,099	—	—	—
Personnel Subtotal	184,150	171,764	25,170	30,787	32,277
Salaries/Wages					
Salaries And Wages					
414000 Salaries And Wages	292,569	315,177	340,409	402,400	421,878
Salaries And Wages Subtotal	292,569	315,177	340,409	402,400	421,878
Overtime					
416000 Overtime	468	169	—	—	—
Overtime Subtotal	468	169	—	—	—
Salaries/Wages Subtotal	293,037	315,346	340,409	402,400	421,878
Communications					
Printing					
420020 Printing Services	10,053	5,041	7,532	7,900	34,400
Printing Subtotal	10,053	5,041	7,532	7,900	34,400
Postage					
420050 Postage	147,577	122,005	150,624	190,450	263,500
Postage Subtotal	147,577	122,005	150,624	190,450	263,500
Communications Subtotal	157,630	127,046	158,155	198,350	297,900
Professional Svcs					
Collections - Opt/Liens					
421040 Collections - Opt/Liens	696	3,041	2,962	—	—
Collections - Opt/Liens Subtotal	696	3,041	2,962	—	—
Filing Fees					
421080 Filing Fees	43,779	22,169	18,645	55,000	45,000
Filing Fees Subtotal	43,779	22,169	18,645	55,000	45,000
Legal Services					
421010 Legal Services	—	—	—	26,000	26,000
Legal Services Subtotal	—	—	—	26,000	26,000
Professional Svcs Subtotal	44,475	25,210	21,607	81,000	71,000

Account	2020 Actual	2021 Actual	2022 Actual	2023 Budget	2024 Budget
Contracted Services					
Web/Software Services					
424020 Web/Software Services	1,520	1,520	1,520	5,172	6,602
Web/Software Services Subtotal	1,520	1,520	1,520	5,172	6,602
Conferences					
429016 Conferences	—	845	803	2,000	2,000
Conferences Subtotal	—	845	803	2,000	2,000
Memberships					
429017 Memberships	90	90	90	150	100
Memberships Subtotal	90	90	90	150	100
Administrative Trustee Fee					
429009 Administrative Trustee Fee	—	30	—	—	—
Administrative Trustee Fee Subtotal	—	30	—	—	—
Contracted Services Subtotal	1,610	2,486	2,413	7,322	8,702
Maint And Repairs					
Maintenance Svc Contract					
425090 Maintenance Svc Contract	20,785	18,925	18,925	16,534	10,619
Maintenance Svc Contract Subtotal	20,785	18,925	18,925	16,534	10,619
Maint And Repairs Subtotal	20,785	18,925	18,925	16,534	10,619
Supplies					
Software					
430002 Software	3,172	3,412	3,651	—	—
Software Subtotal	3,172	3,412	3,651	—	—
Duplicating					
430005 Duplicating	14,943	24,798	20,795	30,000	40,000
Duplicating Subtotal	14,943	24,798	20,795	30,000	40,000
Office					
430009 Office Supplies	24,691	10,606	13,244	25,000	20,000
Office Subtotal	24,691	10,606	13,244	25,000	20,000
Wearing Apparel					
430014 Wearing Apparel	—	—	—	500	500
Wearing Apparel Subtotal	—	—	—	500	500
Supplies Subtotal	42,806	38,815	37,690	55,500	60,500

Account	2020 Actual	2021 Actual	2022 Actual	2023 Budget	2024 Budget
Minor Capital					
Office Equipmt - Minor Cap					
439015 Office Equipmt - Minor Cap	1,629	9,437	2,479	10,000	7,500
Office Equipmt - Minor Cap Subtotal	1,629	9,437	2,479	10,000	7,500
Minor Capital Subtotal	1,629	9,437	2,479	10,000	7,500
Capital Outlay					
Operations Equip - Capital					
453000 Operations Equip - Capital	—	—	—	90,000	—
Operations Equip - Capital Subtotal	—	—	—	90,000	—
Lease Purchase					
453049 Lease Purchase	—	—	—	20,647	—
Lease Purchase Subtotal	—	—	—	20,647	—
Capital Outlay Subtotal	—	—	—	110,647	—
Total Expenditures	746,121	709,029	606,849	912,540	910,376

General Expenses

Account	2020 Actual	2021 Actual	2022 Actual	2023 Budget	2024 Budget
Personnel					
Social Security					
419001 Social Security	20,090	27,675	31,626	19,125	13,923
Social Security Subtotal	20,090	27,675	31,626	19,125	13,923
Medical					
419002 Medical	110,933	102,457	11,755,193	10,000,000	11,300,000
Medical Subtotal	110,933	102,457	11,755,193	10,000,000	11,300,000
Severance Pay					
419005 Severance Pay	171,388	346,962	259,792	175,000	125,000
Severance Pay Subtotal	171,388	346,962	259,792	175,000	125,000
Mandatory Medicare					
419006 Mandatory Medicare	19,755	25,353	39,347	35,000	40,000
Mandatory Medicare Subtotal	19,755	25,353	39,347	35,000	40,000
Unemploymt Compensation					
419010 Unemployment Compensat	57,817	27,770	160	25,000	25,000
Unemploymt Compensation Subtotal	57,817	27,770	160	25,000	25,000
Workers' Comp Adjust Fees					
419011 Workers' Comp-Adj Fees	32,704	47,025	36,545	36,000	36,000
Workers' Comp Adjust Fees Subtotal	32,704	47,025	36,545	36,000	36,000
Loss Time And Medical					
419012 Loss Time And Medical	116,653	297,259	299,105	200,000	200,000
Loss Time And Medical Subtotal	116,653	297,259	299,105	200,000	200,000
State Fees And Assessment					
419014 State Fees And Assessments	23,736	28,327	55,612	40,000	40,000
State Fees And Assessment Subtotal	23,736	28,327	55,612	40,000	40,000
Excess Policy And Bond					
419015 Excess Policy And Bond	130,178	165,430	148,544	195,455	211,041
Excess Policy And Bond Subtotal	130,178	165,430	148,544	195,455	211,041
Non-Uniform Pension Plan B					
419025 Non-Uniform Pension Plan B	—	—	—	745,698	890,510
Non-Uniform Pension Plan B Subtotal	—	—	—	745,698	890,510
Personnel Subtotal	683,254	1,068,259	12,625,924	11,471,278	12,881,474
Salaries/Wages					
Signing Bonus					
414002 Signing Bonus	97,975	52,000	147,000	75,000	57,000
Signing Bonus Subtotal	97,975	52,000	147,000	75,000	57,000

Account	2020 Actual	2021 Actual	2022 Actual	2023 Budget	2024 Budget
Temporary					
415000 Temporary	9,931	30,566	4,380	—	—
Temporary Subtotal	9,931	30,566	4,380	—	—
Sick Leave/Vaca Buy-Back					
417000 Sick Leave/Vacat Buy-Back	2,150	1,575	2,237	2,000	—
Sick Leave/Vaca Buy-Back Subtotal	2,150	1,575	2,237	2,000	—
Salaries And Wages					
414000 Salaries And Wages	4,372	—	—	—	—
Salaries And Wages Subtotal	4,372	—	—	—	—
Salaries/Wages Subtotal	114,428	84,140	153,617	77,000	57,000
Communications					
Telecommunications					
420040 Telecommunications Svcs	162,839	209,272	213,851	200,000	200,000
Telecommunications Subtotal	162,839	209,272	213,851	200,000	200,000
Communications Subtotal	162,839	209,272	213,851	200,000	200,000
Professional Svcs					
Legal					
421010 Legal Services	—	—	—	1,500,000	250,000
Legal Subtotal	—	—	—	1,500,000	250,000
Consulting					
421030 Consulting / Prof Services	138,047	177,283	21,423	50,000	35,000
Consulting Subtotal	138,047	177,283	21,423	50,000	35,000
Other Professional Fees					
421050 Other Professional Services	45,800	23,010	—	500,000	—
Other Professional Fees Subtotal	45,800	23,010	—	500,000	—
Professional Svcs Subtotal	183,847	200,293	21,423	2,050,000	285,000
Contracted Services					
Stop Loss Premium					
423002 Stop/Loss Premium	475,463	540,964	612,780	600,000	925,000
Stop Loss Premium Subtotal	475,463	540,964	612,780	600,000	925,000
Automobile Premium					
423010 Automobile Prem	80,707	84,792	102,251	117,169	151,371
Automobile Premium Subtotal	80,707	84,792	102,251	117,169	151,371
Auto Deductible					
423011 Auto Deduct	12,992	17,948	3,570	10,000	5,000
Auto Deductible Subtotal	12,992	17,948	3,570	10,000	5,000

Account		2020 Actual	2021 Actual	2022 Actual	2023 Budget	2024 Budget
General Liability Premium						
423020	General Liability Premium	66,830	107,916	108,712	129,197	202,354
General Liability Premium Subtotal		66,830	107,916	108,712	129,197	202,354
General Liability Deductible						
423021	General Liability Deductible	165,940	157,112	89,310	90,000	60,000
General Liability Deductible Subtotal		165,940	157,112	89,310	90,000	60,000
Liability Settlement Claims						
423023	Liability Settlement Claims	449,796	100,685	1,061,507	350,000	500,000
Liability Settlement Claims Subtotal		449,796	100,685	1,061,507	350,000	500,000
Boiler						
423030	Boiler	5,369	4,403	—	—	—
Boiler Subtotal		5,369	4,403	—	—	—
Property And Crime Prem						
423040	Property And Crime Prem	132,025	165,995	201,936	234,751	1,400,000
Property And Crime Prem Subtotal		132,025	165,995	201,936	234,751	1,400,000
Inland Marine						
423050	Inland Marine	21,619	21,619	18,076	21,013	21,008
Inland Marine Subtotal		21,619	21,619	18,076	21,013	21,008
Flood Premium						
423060	Flood Premium	40,791	42,014	38,632	42,000	45,000
Flood Premium Subtotal		40,791	42,014	38,632	42,000	45,000
Public Official Premium						
423090	Public Official Premium	46,736	63,867	67,805	81,511	107,584
Public Official Premium Subtotal		46,736	63,867	67,805	81,511	107,584
Public Official Deductible						
423091	Public Official Deductible	167,953	125,078	108,317	75,000	50,000
Public Official Deductible Subtotal		167,953	125,078	108,317	75,000	50,000
Excess Liability						
423095	Excess Liability	72,117	126,298	145,739	183,571	56,147
Excess Liability Subtotal		72,117	126,298	145,739	183,571	56,147
Administrative Trustee Fee						
429009	Administrative Trustee Fee	4,321	4,373	4,792	2,500	3,500
Administrative Trustee Fee Subtotal		4,321	4,373	4,792	2,500	3,500
Memberships						
429017	Memberships	1,395	1,628	1,820	2,000	—
Memberships Subtotal		1,395	1,628	1,820	2,000	—

Account	2020 Actual	2021 Actual	2022 Actual	2023 Budget	2024 Budget
Permits And/Or Fees					
429018 Permits And/Or Fees	12,300	15,300	16,538	15,500	15,500
Permits And/Or Fees Subtotal	12,300	15,300	16,538	15,500	15,500
Misc Contracted Services					
429090 Misc Contracted Services	—	5,867	5,407	—	—
Misc Contracted Services Subtotal	—	5,867	5,407	—	—
Bank Service Charges					
429095 Bank Service Charges	30	—	—	—	—
Bank Service Charges Subtotal	30	—	—	—	—
Contracted Services Subtotal	1,756,383	1,585,859	2,587,191	1,954,212	3,542,464
Maint And Repairs					
Maintenance Svc Contract					
425090 Maintenance Svc Contract	8,414	9,344	9,500	9,500	—
Maintenance Svc Contract Subtotal	8,414	9,344	9,500	9,500	—
Maint And Repairs Subtotal	8,414	9,344	9,500	9,500	—
Minor Capital					
Office Equipmt - Minor Cap					
439015 Office Equipmt - Minor Cap	—	—	3,939	—	—
Office Equipmt - Minor Cap Subtotal	—	—	3,939	—	—
Minor Capital Subtotal	—	—	3,939	—	—
Other					
Grants To Local Units					
462000 Grants To Local Units	52,500	390,166	218,421	329,081	150,000
Grants To Local Units Subtotal	52,500	390,166	218,421	329,081	150,000
Grants To Cap Area Transit					
462002 Grants To Cat	344,573	368,724	358,841	379,734	385,434
Grants To Cap Area Transit Subtotal	344,573	368,724	358,841	379,734	385,434
Refund Prior Year Revenue					
485000 Refund Prior Year Revenue	175,881	26,606	—	—	—
Refund Prior Year Revenue Subtotal	175,881	26,606	—	—	—
Interest Payment					
447030 Interest Payment	211	238	405	—	—
Interest Payment Subtotal	211	238	405	—	—
Other Subtotal	573,165	785,734	577,666	708,815	535,434
Total Expenditures	3,482,331	3,942,900	16,193,110	16,470,805	17,501,372

Transfers

Account	2020 Actual	2021 Actual	2022 Actual	2023 Budget	2024 Budget
Interfund					
Interfund-Neighborhd Svcs					
481025 Interfund-Neighborhd Svcs	—	—	—	—	1,000,000
Interfund-Neighborhd Svcs Subtotal	—	—	—	—	1,000,000
Interfund-Cap Projects Fund					
481060 Interfund-Cap Projects Fund	324,432	—	—	1,450,000	1,700,000
Interfund-Cap Projects Fund Subtotal	324,432	—	—	1,450,000	1,700,000
Interfund - Debt Svc Fund					
481070 Interfund - Debt Svc Fund	10,073,638	13,628,638	22,073,638	5,428,511	1,250,000
Interfund - Debt Svc Fund Subtotal	10,073,638	13,628,638	22,073,638	5,428,511	1,250,000
Interfund - Hbg Senators Fund					
481026 Interfund - Hbg Senators Fund	467,856	5,581,342	—	—	5,202,018
Interfund - Hbg Senators Fund Subtotal	467,856	5,581,342	—	—	5,202,018
Interfund - Federal Grants					
481014 Interfund - Federal Grants	—	285,823	—	—	—
Interfund - Federal Grants Subtotal	—	285,823	—	—	—
Interfund - State Grants Fund					
481011 Interfund - State Grants Fund	—	—	—	—	27,132,135
Interfund - State Grants Fund Subtotal	—	—	—	—	27,132,135
Interfund Subtotal	10,865,925	19,495,802	22,073,638	6,878,511	36,284,153
Total Expenditures	10,865,925	19,495,802	22,073,638	6,878,511	36,284,153

Department of Building and Housing



Major Category Department Summary

Department	2020 Actual	2021 Actual	2022 Actual	2023 Budget	2024 Budget
Planning	256,789	359,459	239,656	396,064	417,491
Business Development	115,674	167,627	100,264	87,928	229,509
Total Expenditures	372,463	527,086	339,920	483,992	647,000

Planning



Department Description

The Bureau of Planning promotes development and reinvestment in the City of Harrisburg in order to preserve neighborhoods while fostering economic development. The Planning Bureau reviews development proposals to ensure that new development is consistent with the City's Comprehensive Plan as well as the Zoning Code and the Subdivision and Land Development Code. The Planning Bureau provides staff support to three citizen land use boards: the Harrisburg Planning Commission, the Zoning Hearing Board, and the Harrisburg Architectural Review Board (HARB).

In addition to its core responsibilities of current and long-range planning, the Bureau is also the primary contact for Census preparation efforts as well as land development review, architectural compliance, and assistance in the preparation of maps to support planning efforts.

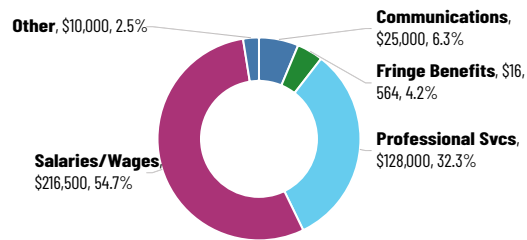
The Planning Bureau's most significant project is the completion of the new Zoning Code for the City of Harrisburg and completion of the Historic District Design and Preservation Guide. The Bureau is also assisting with the completion of a revised City Comprehensive Plan.

Planning

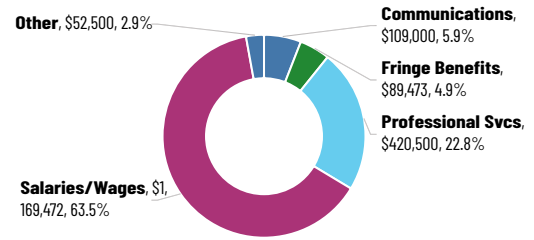


Position	Anniversary/D.O.H.			End of Year Salary	Grade/Step Increase	Annual Increase	Long.	Salary	Lump Sum	FICA	Fringe Benefits	Total
DIRECTOR OF PLANNING	12	17	2012	75,000.00	0.00	7,500.00	0.00	82,500.00	0.00	6,312.00	0.00	88,812.00
DEPUTY DIRECTOR FOR PLANNING/ ZONING	10	30	2023	70,000.00	0.00	1,400.00	0.00	71,400.00	0.00	5,463.00	0.00	76,863.00
URBAN PLANNER 1	9	26	2022	51,000.00	0.00	765.00	0.00	51,765.00	0.00	3,961.00	0.00	55,726.00
HISTORIC PRESERVATION SPECIALIST/ARCH				60,000.00	0.00	0.00	0.00	60,000.00	0.00	4,590.00	0.00	64,590.00
MANAGEMENT TOTALS				256,000.00	0.00	9,665.00	0.00	265,665.00	0.00	20,326.00	0.00	285,991.00
TOTAL				256,000.00	0.00	9,665.00	0.00	265,665.00	0.00	20,326.00	0.00	285,991.00
								265,665.00	0.00	20,326.00	0.00	285,991.00

2023 Budget Expenditures Chart



2024 Budget Expenditures Chart



Personnel	2023 Adopted	2024 Approved
Personnel		
Social Security	16,564	20,326
Medical	—	—
Personnel Subtotal	16,564	20,326
Salaries/Wages		
Salaries And Wages	216,500	265,665
Salaries/Wages Subtotal	216,500	265,665
Communications		
Advertising	20,000	15,000
Printing	5,000	5,000
Communications Subtotal	25,000	20,000
Professional Svcs		
Legal	100,000	100,000
Consulting	25,000	—
Stenographer	3,000	3,000
Professional Svcs Subtotal	128,000	103,000
Contracted Services		
Tuition/Training	4,000	2,000
Conferences	2,000	2,000
Memberships	—	1,000
Contracted Services Subtotal	6,000	5,000

Personnel	2023 Adopted	2024 Approved
Supplies		
Office	1,500	1,000
Educational	1,000	1,000
Supplies Subtotal	2,500	2,000
Minor Capital		
Office Equipmt - Minor Cap	1,500	1,500
Minor Capital Subtotal	1,500	1,500
Total Expenditures	396,064	417,491

Job Classification	2023 Adopted	2024 Approved	2023 Adopted	2024 Approved
Director of Planning	1	1	75,000	82,500
Deputy Director Planning/Zoning	1	1	70,000	71,400
Urban Planner I	1	1	51,000	51,765
Historic Preservation Spec/Archivist	1	1	60,000	60,000
Total Management	4	4	256,000	265,665
FICA			17,599	20,326
Concessions			0	0
Total Fringe Benefits			17,599	20,326
TOTAL	4	4	273,599	285,991

Account	2020 Actual	2021 Actual	2022 Actual	2023 Budget	2024 Budget
Personnel					
Social Security					
419001 Social Security	10,471	14,972	9,826	16,564	20,326
Social Security Subtotal	10,471	14,972	9,826	16,564	20,326
Medical					
419002 Medical	33,965	33,704	—	—	—
Medical Subtotal	33,965	33,704	—	—	—
Personnel Subtotal	44,436	48,676	9,826	16,564	20,326
Salaries/Wages					
Salaries And Wages					
414000 Salaries And Wages	139,666	199,363	131,077	216,500	265,665
Salaries And Wages Subtotal	139,666	199,363	131,077	216,500	265,665
Salaries/Wages Subtotal	139,666	199,363	131,077	216,500	265,665
Communications					
Advertising					
420010 Advertising Services	9,006	9,711	10,834	20,000	15,000
Advertising Subtotal	9,006	9,711	10,834	20,000	15,000
Printing					
420020 Printing Services	68	1,186	—	5,000	5,000
Printing Subtotal	68	1,186	—	5,000	5,000
Communications Subtotal	9,074	10,898	10,834	25,000	20,000
Professional Svcs					
Legal					
421010 Legal Services	25,531	74,598	83,271	100,000	100,000
Legal Subtotal	25,531	74,598	83,271	100,000	100,000
Consulting					
421030 Consulting / Prof Services	30,748	18,191	—	25,000	—
Consulting Subtotal	30,748	18,191	—	25,000	—
Stenographer					
421060 Stenographer	3,938	3,977	4,417	3,000	3,000
Stenographer Subtotal	3,938	3,977	4,417	3,000	3,000
Professional Svcs Subtotal	60,217	96,766	87,688	128,000	103,000
Contracted Services					
Tuition/Training					
429001 Tuition/Training	165	811	165	4,000	2,000
Tuition/Training Subtotal	165	811	165	4,000	2,000

Account	2020 Actual	2021 Actual	2022 Actual	2023 Budget	2024 Budget
Conferences					
429016 Conferences	—	312	—	2,000	2,000
Conferences Subtotal	—	312	—	2,000	2,000
Memberships					
429017 Memberships	—	—	—	—	1,000
Memberships Subtotal	—	—	—	—	1,000
Contracted Services Subtotal	165	1,123	165	6,000	5,000
Supplies					
Office					
430009 Office Supplies	—	325	—	1,500	1,000
Office Subtotal	—	325	—	1,500	1,000
Educational					
430001 Educational	—	310	66	1,000	1,000
Educational Subtotal	—	310	66	1,000	1,000
Supplies Subtotal	—	635	66	2,500	2,000
Minor Capital					
Office Equipmt - Minor Cap					
439015 Office Equipmt - Minor Cap	3,231	2,000	—	1,500	1,500
Office Equipmt - Minor Cap Subtotal	3,231	2,000	—	1,500	1,500
Minor Capital Subtotal	3,231	2,000	—	1,500	1,500
Total Expenditures	256,789	359,459	239,656	396,064	417,491

Business Development



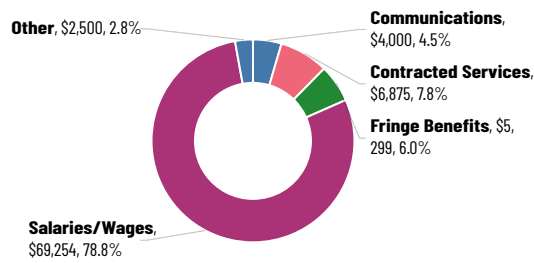
Department Description

The Bureau of Business Development's goal is to create thriving commercial corridors, increase economic vitality, healthy neighborhoods, create thriving commercial corridors, increase economic vitality in underserved areas, and assist, promote and encourage job creation, industrial activity, and entrepreneurship within the City.

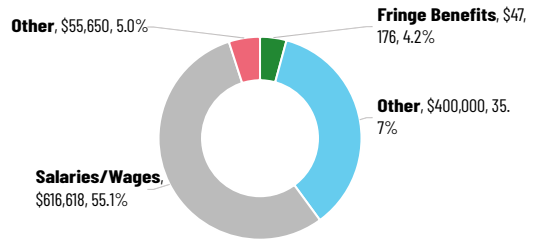


Position	Anniversary/D.O.H.	End of Year Salary	Grade/Step Increase	Annual Increase	Long.	Salary	Lump Sum	FICA	Fringe Benefits	Total
DIRECTOR - DEPARTMENT OF ECONOMIC DEVELOPMENT		\$ 10,098.00	0.00	201.96	0.00	10,299.96	0.00	788.00	0.00	11,087.96
DIRECTOR OF BUSINESS DEVELOPMENT/LERTA ADMN		\$ 63,893.00	0.00	1,277.86	0.00	65,170.86	0.00	4,986.00	0.00	70,156.86
PROGRAM MANAGER-ARPA		\$ 70,000.00	0.00	1,400.00	0.00	71,400.00	0.00	5,463.00	0.00	76,863.00
PROGRAM MANAGER-ARPA		\$ 50,000.00	0.00	1,000.00	0.00	51,000.00	0.00	3,902.00	0.00	54,902.00
MANAGEMENT TOTALS		193,991.00	0.00	3,879.82	0.00	197,870.82	0.00	15,139.00	0.00	213,009.82
TOTAL		193,991.00	0.00	3,879.82	0.00	197,870.82	0.00	15,139.00	0.00	213,009.82
						197,870.82	0.00	15,139.00	0.00	213,009.82

2023 Budget Expenditures Chart



2024 Budget Expenditures Chart



Personnel	2023 Adopted	2024 Approved
Personnel		
Social Security	5,299	15,139
Medical	—	—
Personnel Subtotal	5,299	15,139
Salaries/Wages		
Salaries And Wages	69,254	197,870
Salaries/Wages Subtotal	69,254	197,870
Communications		
Advertising	2,000	2,000
Printing	2,000	2,000
Communications Subtotal	4,000	4,000
Professional Svcs		
Consulting	—	—
Filing Fees	500	500
Professional Svcs Subtotal	500	500
Contracted Services		
Web/Software Services	6,875	7,000
Travel	—	1,500
Conferences	—	1,500
Memberships	—	—
Contracted Services Subtotal	6,875	10,000
Supplies		
Misc Supplies And Expense	1,500	1,500

Personnel	2023 Adopted	2024 Approved
Subscriptions	200	200
Supplies Subtotal	1,700	1,700
Minor Capital		
Office Equipmt - Minor Cap	300	300
Minor Capital Subtotal	300	300
Grants To Local Units	—	—
Total Expenditures	87,928	229,509

Job Classification	2023 Adopted	2024 Approved	2023 Adopted	2024 Approved
Director - Department Of Economic Development	1	1	10,098	10,300
Director of Business Dev./LERTA Admin.	1	1	63,893	65,170
Program Manager (ARPA)	1	1	70000	71400
Program Manager (ARPA)	1	1	50000	51000
Total Management	2	2	193,991	197,870
FICA			11,321	15,139
Concessions			0	0
Total Fringe Benefits			11,321	15,139
TOTAL	2	2	205,312	213,009

Account	2020 Actual	2021 Actual	2022 Actual	2023 Budget	2024 Budget
Personnel					
Social Security					
419001 Social Security	3,925	7,365	6,655	5,299	15,139
Social Security Subtotal	3,925	7,365	6,655	5,299	15,139
Medical					
419002 Medical	57,540	61,908	—	—	—
Medical Subtotal	57,540	61,908	—	—	—
Personnel Subtotal	61,465	69,272	6,655	5,299	15,139
Salaries/Wages					
Salaries And Wages					
414000 Salaries And Wages	52,350	98,184	86,734	69,254	197,870
Salaries And Wages Subtotal	52,350	98,184	86,734	69,254	197,870
Salaries/Wages Subtotal	52,350	98,184	86,734	69,254	197,870
Communications					
Advertising					
420010 Advertising Services	1,000	—	—	2,000	2,000
Advertising Subtotal	1,000	—	—	2,000	2,000
Printing					
420020 Printing Services	—	74	—	2,000	2,000
Printing Subtotal	—	74	—	2,000	2,000
Communications Subtotal	1,000	74	—	4,000	4,000
Professional Svcs					
Filing Fees					
421080 Filing Fees	—	—	—	500	500
Filing Fees Subtotal	—	—	—	500	500
Professional Svcs Subtotal	—	—	—	500	500
Contracted Services					
Web/Software Services					
424020 Web/Software Services	—	—	6,875	6,875	7,000
Web/Software Services Subtotal	—	—	6,875	6,875	7,000
Travel					
429015 Travel	—	—	—	—	1,500
Travel Subtotal	—	—	—	—	1,500
Conferences					
429016 Conferences	45	5	—	—	1,500
Conferences Subtotal	45	5	—	—	1,500

Account	2020 Actual	2021 Actual	2022 Actual	2023 Budget	2024 Budget
Memberships					
429017 Memberships	814	—	—	—	—
Memberships Subtotal	814	—	—	—	—
Contracted Services Subtotal	859	5	6,875	6,875	10,000
Supplies					
Misc Supplies And Expense					
430099 Misc Supplies And Expense	—	92	—	1,500	1,500
Misc Supplies And Expense Subtotal	—	92	—	1,500	1,500
Subscriptions					
430003 Subscriptions	—	—	—	200	200
Subscriptions Subtotal	—	—	—	200	200
Supplies Subtotal	—	92	—	1,700	1,700
Minor Capital					
Office Equipmt - Minor Cap					
439015 Office Equipmt - Minor Cap	—	—	—	300	300
Office Equipmt - Minor Cap Subtotal	—	—	—	300	300
Minor Capital Subtotal	—	—	—	300	300
Total Expenditures	115,674	167,627	100,264	87,928	229,509

Department of Public Safety



Major Category Department Summary

Department	2020 Actual	2021 Actual	2022 Actual	2023 Budget	2024 Budget
Police	22,225,710	24,371,352	17,592,328	20,456,411	21,424,532
Fire	11,664,729	11,706,751	9,913,681	10,394,626	11,050,794
Codes	1,019,696	1,085,625	914,724	1,093,217	1,195,573
Total Expenditures	34,910,135	37,163,728	28,420,733	31,944,254	33,670,899

Police



Department Description

Office of the Police Chief

The Commanding Officer of the Bureau is the Chief of Police. This office is responsible for the management of available resources to ensure that the Bureau's goals and objectives are achieved. The Chief's Office is responsible for the direct supervision of one Administrative Support staff, Internal Affairs Unit, Street Crimes Unit, FBI Task Force, Community Policing, and Animal Control.

The Harrisburg Bureau of Police is a PLEAC accredited agency. The Bureau attained this prestigious status in 2003 from the PA Chiefs of Police Association Accreditation Committee, and was last reaccredited in 2014.

Uniformed Patrol Division

The largest Division of the Bureau is the Uniformed Patrol Division, which is commanded by the Bureau's Uniformed Patrol Commander. The Division consists of three Platoons. Also under the Division are the specialty units which include the K-9 Unit, and Housing Police Unit. These Uniformed Officers respond directly to the public's calls for service and are on the "Front Line" of Law Enforcement every day.

Technical Services Division

The Technical Services Division is comprised of Units which support the Patrol and Criminal Investigative Divisions and service the community in a variety of functions. The Bureau's Training Unit, Property Management Unit, Court Liaison/Special Events Officer, Abandoned Vehicle Officer, Accreditation Officer, Police Data Technicians and Records Center Staff are assigned to the Technical Services Division.

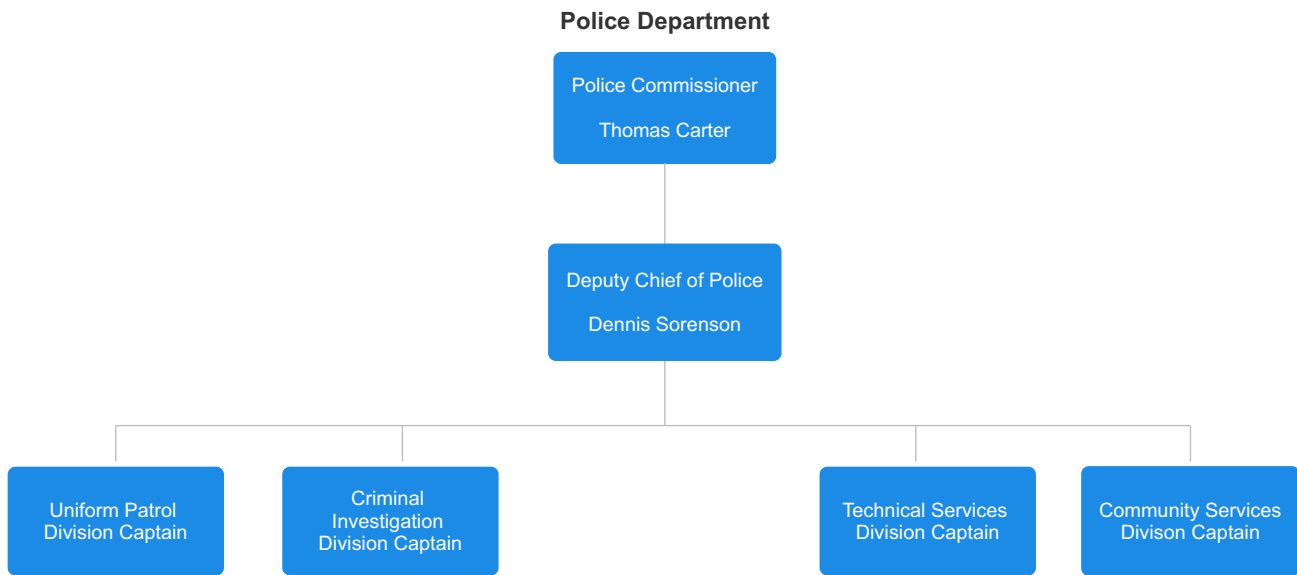
The Parking Enforcement Unit is also part of the Technical Services Division. Parking Enforcement personnel are responsible for enforcing the parking ordinances of the City of Harrisburg and the parking statutes of the Commonwealth of Pennsylvania.

Criminal Investigation Division

The Criminal Investigation Division investigates adult and juvenile crimes referred by the Uniformed Patrol Division, and law enforcement community. The Division is broken down into the Adult Offender, Juvenile Offender, Organized Crime and Vice Control, Special Operations, Forensic, Arson Unit, one Administrative Support staff and The Dauphin County Victim/Witness Assistance Program. The primary goal of this Division is to resolve crime through investigation.

Community Services Division

The Community Services Division, which is led by a Captain, is comprised of the Community Policing Unit, Housing Unit and Animal Control Officers. A Director manages the Community Service Aides. The Division is supported by a Police Supervisor, a Crime Analyst and the Community Policing Sub-Station Manager. The goal of the Community Services Division is to build a relationship with the community, through initiatives that encourage the use of positive police contacts, programs and services, creating partnerships and strategies to reduce crime and improve quality of life.





Position	Anniversary/D.O.B.			End of Year Salary	Grade/Step Increase	Annual Increase	Long.	Salary	Lump Sum	FICA	Fringe Benefits	Total
POLICE COMMISSIONER	7	29	1988	132,600.00	0.00	2,652.00	0.00	135,252.00	0.00	1,962.00	0.00	137,214.00
DEPUTY POLICE CHIEF	5	22	1992	117,300.00	0.00	2,346.00	0.00	119,646.00	0.00	1,735.00	0.00	121,381.00
POLICE CAPTAIN (TSD)	1	8	2001	107,100.00	0.00	2,142.00	0.00	109,242.00	0.00	1,585.00	0.00	110,827.00
POLICE CAPTAIN (CID)	9	14	1998	110,356.00	0.00	2,207.12	0.00	112,563.12	0.00	1,633.00	0.00	114,196.12
POLICE CAPTAIN (UNIFORMED PATROL DIV)	5	17	1999	107,100.00	0.00	2,142.00	0.00	109,242.00	0.00	1,585.00	0.00	110,827.00
POLICE CAPTAIN (COMMUNITY SERVICES)	7	5	2005	105,000.00	0.00	2,100.00	0.00	107,100.00	0.00	1,553.00	0.00	108,653.00
DIRECTOR OF COMMUNITY RELATION AND ENGAGEMENT	1	10	2022	71,400.00	0.00	1,428.00	0.00	72,828.00	0.00	5,572.00	0.00	78,400.00
SPECIAL ASSISTANT TO THE POLICE COMMISSIONER	2	9	2018	71,400.00	0.00	1,428.00	0.00	72,828.00	0.00	5,572.00	0.00	78,400.00
CONFIDENTIAL SECRETARY TO DEPUTY CHIEF	3	22	2021	50,000.00	0.00	1,000.00	0.00	51,000.00	0.00	3,902.00	0.00	54,902.00
CRIME ANALYST	1	19	2021	56,732.00	0.00	1,134.64	0.00	57,866.64	0.00	4,427.00	0.00	62,293.64
CRIME ANALYST	2	16	2021	56,732.00	0.00	1,134.64	0.00	57,866.64	0.00	4,427.00	0.00	62,293.64
POLICE FLEET MANAGER	8	15	2022	45,900.00	0.00	918.00	0.00	46,818.00	0.00	3,582.00	0.00	50,400.00
RECORDS MANAGEMENT SYSTEM MANAGER	3	29	2021	55,000.00	0.00	1,100.00	0.00	56,100.00	0.00	4,292.00	0.00	60,392.00
SUBSTATION MGR	5	24	2021	50,000.00	0.00	1,000.00	0.00	51,000.00	0.00	3,902.00	0.00	54,902.00
BODY CAMERA MANAGER	5	3	2021	50,000.00	0.00	1,000.00	0.00	51,000.00	0.00	3,902.00	0.00	54,902.00
ACCREDITATION OFFICER	7	20	2020	56,100.00	0.00	1,122.00	0.00	57,222.00	0.00	4,378.00	0.00	61,600.00
COURT LIAISON & SPECIAL EVENTS COORDINATOR	7	20	2020	56,100.00	0.00	1,122.00	0.00	57,222.00	0.00	4,378.00	0.00	61,600.00
GVI PROJECT MANAGER				65,000.00	0.00	0.00	0.00	65,000.00	0.00	4,973.00	0.00	69,973.00
TECHNICAL SERVICES SUPERVISOR	12	31	2001	55,000.00	0.00	1,100.00	0.00	56,100.00	0.00	4,292.00	0.00	60,392.00
EVIDENCE CUSTODIAN	7	10	2023	45,000.00	0.00	900.00	0.00	45,900.00	0.00	3,512.00	0.00	49,412.00
				1,463,820.00	0.00	27,976.40	0.00	1,491,796.40	0.00	71,164.00	0.00	1,562,960.40
ADMINISTRATIVE ASSISTANT I	10	11	2022	45,330.82	1,428.31	1,359.92	0.00	48,119.05	0.00	3,688.00	0.00	51,807.05
ADMINISTRATIVE ASSISTANT II	1	7	2008	48,199.84	0.00	1,445.99	0.00	49,645.83	0.00	3,688.00	0.00	53,333.83
SECRETARY I (UPD)				42,748.70	0.00	1,319.75	0.00	44,068.45	0.00	6,412.00	0.00	50,480.45
COMMUNITY SERVICE AIDE	10	11	2022	41,553.23	1,231.32	1,246.59	0.00	44,031.14	0.00	6,290.00	0.00	50,321.14
COMMUNITY SERVICE AIDE	10	23	2023	41,553.23	1,231.32	1,246.59	0.00	44,031.14	0.00	6,412.00	0.00	50,443.14

Position	Anniversary/D.O.H.			End of Year Salary	Grade/Step Increase	Annual Increase	Long.	Salary	Lump Sum	FICA	Fringe Benefits	Total
COMMUNITY SERVICE AIDE	7	26	2021	42,748.70	1,280.54	1,282.46	0.00	45,311.70	0.00	6,534.00	0.00	51,845.70
COMMUNITY SERVICE AIDE	11	20	2023	41,553.23	1,231.32	1,246.59	0.00	44,031.14	0.00	6,290.00	0.00	50,321.14
COMMUNITY SERVICE AIDE	7	18	2017	43,991.95	0.00	1,319.75	0.00	45,311.70	0.00	6,310.00	0.00	51,621.70
COMMUNITY SERVICE AIDE	4	25	2022	42,748.70	1,280.54	1,282.46	0.00	45,311.70	0.00	6,310.00	0.00	51,621.70
COMMUNITY SERVICE AIDE				41,553.23	0.00	1,246.59	0.00	42,799.82	0.00	6,371.00	0.00	49,170.82
ANIMAL CONTROL OFFICER I	10	10	2023	42,748.70	0.00	1,246.59	0.00	43,995.29	0.00	6,270.00	0.00	50,265.29
ANIMAL CONTROL OFFICER III	10	3	2016	51,335.82	0.00	1,540.67	0.00	52,876.49	0.00	6,270.00	0.00	59,146.49
PARKING ENFORCEMENT OFFICER I	5	15	2023	39,305.83	1,132.78	1,179.17	0.00	41,617.78	0.00	6,371.00	0.00	47,988.78
PARKING ENFORCEMENT OFFICER I	6	28	2021	41,553.23	0.00	1,246.59	0.00	42,799.82	0.00	6,310.00	0.00	49,109.82
PARKING ENFORCEMENT OFFICER I	8	15	2022	39,305.83	1,132.78	1,179.17	0.00	41,617.78	0.00	6,818.00	0.00	48,435.78
PARKING ENFORCEMENT OFFICER I	6	5	2023	39,305.83	1,132.78	1,179.17	0.00	41,617.78	0.00	6,351.00	0.00	47,968.78
POLICE DATA TECHNICIAN I	7	10	2023	42,748.70	1,280.54	1,282.46	0.00	45,311.70	0.00	6,290.00	0.00	51,601.70
POLICE DATA TECHNICIAN II	2	18	2020	48,199.84	0.00	1,445.99	0.00	49,645.83	0.00	6,290.00	0.00	55,935.83
POLICE DATA TECHNICIAN IV	9	14	1998	48,199.84	0.00	1,445.99	482.00	50,127.83	0.00	6,290.00	0.00	56,417.83
POLICE DATA TECHNICIAN II	1	2	2019	48,199.84	0.00	1,445.99	0.00	49,645.83	0.00	6,676.00	0.00	56,321.83
DETECTIVE				\$ 81,687.38	0.00	2,859.05	0.00	42,273.00	0.00	1,274.00	0.00	43,547.00
DETECTIVE Promotion Date 01/02/15	1	8	2001	\$ 83,809.13	1,098.00	2,933.00	0.00	87,840.13	0.00	1,274.00	0.00	89,114.13
DETECTIVE Promotion Date 01/04/21	1	20	2009	\$ 82,217.81	275.00	2,878.00	0.00	85,370.81	0.00	1,238.00	0.00	86,608.81
DETECTIVE Promotion Date 01/12/15	1	14	1994	\$ 83,809.13	1,098.00	2,933.00	0.00	87,840.13	0.00	1,274.00	0.00	89,114.13
DETECTIVE Promotion Date 01/28/13	1	18	2005	\$ 85,400.44	549.00	2,989.00	0.00	88,938.44	0.00	1,290.00	0.00	90,228.44
DETECTIVE Promotion Date 03/15/21	7	7	2014	\$ 82,217.81	275.00	2,878.00	0.00	85,370.81	0.00	1,238.00	0.00	86,608.81
DETECTIVE Promotion Date 05/01/20	7	8	2002	\$ 82,483.03	275.00	2,887.00	0.00	85,645.03	0.00	1,242.00	0.00	86,887.03
DETECTIVE Promotion Date 05/01/20	7	8	2013	\$ 82,483.03	275.00	2,887.00	0.00	85,645.03	0.00	1,242.00	0.00	86,887.03
DETECTIVE Promotion Date 07/17/17	7	5	2005	\$ 83,278.69	275.00	2,915.00	0.00	86,468.69	0.00	1,254.00	0.00	87,722.69
DETECTIVE Promotion Date 07/18/22	7	5	2017	\$ 81,952.59	275.00	2,868.00	0.00	85,095.59	0.00	1,234.00	0.00	86,329.59
DETECTIVE Promotion Date 07/18/22	7	7	2014	\$ 81,952.59	275.00	2,868.00	0.00	85,095.59	0.00	1,234.00	0.00	86,329.59

Position	Anniversary/D.O.H.			End of Year Salary	Grade/Step Increase	Annual Increase	Long.	Salary	Lump Sum	FICA	Fringe Benefits	Total
DETECTIVE Promotion Date 07/24/17	1	14	2008	\$ 83,278.69	275.00	2,915.00	0.00	86,468.69	0.00	1,254.00	0.00	87,722.69
DETECTIVE Promotion Date 09/09/19	1	21	2014	\$ 82,483.03	275.00	2,887.00	0.00	85,645.03	0.00	1,242.00	0.00	86,887.03
DETECTIVE Promotion Date 11/05/01	9	15	1997	\$ 89,113.50	275.00	3,119.00	0.00	92,507.50	0.00	1,342.00	0.00	93,849.50
DETECTIVE Promotion Date 11/05/18	7	7	2008	\$ 83,013.47	275.00	2,905.00	0.00	86,193.47	0.00	1,250.00	0.00	87,443.47
DETECTIVE Promotion Date 11/22/21	11	22	2021	\$ 82,217.81	275.00	2,878.00	0.00	85,370.81	0.00	1,238.00	0.00	86,608.81
DETECTIVE Promotion Date 11/22/21	11	22	2021	\$ 82,217.81	275.00	2,878.00	0.00	85,370.81	0.00	1,238.00	0.00	86,608.81
DETECTIVE Promotion Date 11/22/21	11	22	2021	\$ 82,217.81	275.00	2,878.00	0.00	85,370.81	0.00	1,238.00	0.00	86,608.81
DETECTIVE/INSPECTOR Promotion Date 02/18/08	7	8	2002	\$ 87,256.97	275.00	3,054.00	0.00	90,585.97	0.00	1,314.00	0.00	91,899.97
FORENSIC INVESTIGATOR				\$ 81,687.38		2,859.00	0.00	42,273.22	0.00	613.00	0.00	42,886.22
FORENSIC INVESTIGATOR Promotion Date 09/08/03	1	8	2001	\$ 88,317.84	275.00	3,091.00	0.00	91,683.84	0.00	1,330.00	0.00	93,013.84
FORENSIC INVESTIGATOR Promotion Date 01/07/19	7	2	2007	\$ 82,748.25	275.00	2,896.00	0.00	85,919.25	0.00	1,246.00	0.00	87,165.25
FORENSIC INVESTIGATOR Promotion Date 01/20/17	7	6	2004	\$ 83,278.69	275.00	2,915.00	0.00	86,468.69	0.00	1,254.00	0.00	87,722.69
FORENSIC INVESTIGATOR Promotion Date 03/15/21	1	17	2017	\$ 82,217.81	275.00	2,878.00	0.00	85,370.81	0.00	1,238.00	0.00	86,608.81
POLICE CORPORAL (BRAUGHLER)				\$ 81,687.38	0.00	2,859.05	0.00	84,546.43	0.00	1,226.00	0.00	85,772.43
POLICE CORPORAL (ELLIOTT)				\$ 81,687.38	0.00	2,859.05	0.00	84,546.43	0.00	1,226.00	0.00	85,772.43
POLICE CORPORAL				\$ 81,687.38	0.00	2,859.05	0.00	84,546.43	0.00	1,226.00	0.00	85,772.43
POLICE CORPORAL Promotion Date 01/06/20	1	22	2002	\$ 82,483.03	275.00	2,887.00	0.00	85,645.03	0.00	1,242.00	0.00	86,887.03
POLICE CORPORAL Promotion Date 01/06/2021	7	5	2005	\$ 82,483.03	275.00	2,887.00	0.00	85,645.03	0.00	1,242.00	0.00	86,887.03
POLICE CORPORAL Promotion Date 07/05/23	7	6	2009	\$ 81,687.38	275.00	2,859.05	0.00	84,821.43	0.00	1,230.00	0.00	86,051.43
POLICE CORPORAL Promotion Date 07/05/23	1	19	2010	\$ 81,687.38	275.00	2,859.05	0.00	84,821.43	0.00	1,230.00	0.00	86,051.43
POLICE CORPORAL Promotion Date 07/05/23	1	21	2014	\$ 81,687.38	275.00	2,859.05	0.00	84,821.43	0.00	1,230.00	0.00	86,051.43
POLICE CORPORAL Promotion Date 07/05/23	1	21	2014	\$ 81,687.38	275.00	2,859.05	0.00	84,821.43	0.00	1,230.00	0.00	86,051.43
POLICE CORPORAL Promotion Date 11/21/22	1	26	2015	\$ 81,952.59	275.00	2,868.00	0.00	85,095.59	0.00	1,234.00	0.00	86,329.59
POLICE SERGEANT Promotion Date 01/02/15	5	23	1991	\$ 88,317.84	275.00	3,091.00	0.00	91,683.84	0.00	1,330.00	0.00	93,013.84
POLICE SERGEANT Promotion Date 01/06/20	1	8	2001	\$ 86,991.75	275.00	3,045.00	0.00	90,311.75	0.00	1,310.00	0.00	91,621.75
POLICE SERGEANT Promotion Date 01/06/20	1	8	2001	\$ 86,991.75	275.00	3,045.00	0.00	90,311.75	0.00	1,310.00	0.00	91,621.75

Position	Anniversary/D.O.H.			End of Year Salary	Grade/Step Increase	Annual Increase	Long.	Salary	Lump Sum	FICA	Fringe Benefits	Total
POLICE SERGEANT Promotion Date 01/06/20	7	6	2009	\$ 86,991.75	275.00	3,045.00	0.00	90,311.75	0.00	1,310.00	0.00	91,621.75
POLICE SERGEANT Promotion Date 01/09/17	5	17	1999	\$ 87,787.41	275.00	3,073.00	0.00	91,135.41	0.00	1,322.00	0.00	92,457.41
POLICE SERGEANT Promotion Date 03/15/21	1	17	2006	\$ 86,726.53	275.00	3,035.00	0.00	90,036.53	0.00	1,306.00	0.00	91,342.53
POLICE SERGEANT Promotion Date 07/05/23	1	20	2009	\$ 86,196.09	275.00	3,017.00	0.00	89,488.09	0.00	1,298.00	0.00	90,786.09
POLICE SERGEANT Promotion Date 07/05/23	1	26	2015	\$ 86,196.09	275.00	3,017.00	0.00	89,488.09	0.00	1,298.00	0.00	90,786.09
POLICE SERGEANT Promotion Date 07/05/23	7	6	2004	\$ 86,196.09	275.00	3,017.00	0.00	89,488.09	0.00	1,298.00	0.00	90,786.09
POLICE SERGEANT Promotion Date 07/05/23	1	8	2001	\$ 86,196.09	275.00	3,017.00	0.00	22,372.00	0.00	325.00	0.00	22,697.00
POLICE SERGEANT Promotion Date 07/05/23	1	14	2013	\$ 86,196.09	275.00	3,017.00	0.00	89,488.09	0.00	1,298.00	0.00	90,786.09
POLICE SERGEANT Promotion Date 07/05/23	1	21	2014	\$ 86,196.09	275.00	3,017.00	0.00	89,488.09	0.00	1,298.00	0.00	90,786.09
POLICE LIEUTENANT				\$ 91,765.69	0.00	3,211.80	0.00	23,744.37	0.00	345.00	0.00	24,089.37
POLICE LIEUTENANT Promotion Date 01/06/20	1	18	2005	\$ 93,357.00	549.00	3,267.50	0.00	97,173.50	0.00	1,410.00	0.00	98,583.50
POLICE LIEUTENANT Promotion Date 03/15/21	7	5	2005	\$ 92,826.56	549.00	3,248.93	0.00	96,624.49	0.00	1,402.00	0.00	98,026.49
POLICE LIEUTENANT Promotion Date 07/05/23	7	5	2006	\$ 91,765.69	549.00	3,211.80	0.00	95,526.49	0.00	1,386.00	0.00	96,912.49
POLICE LIEUTENANT Promotion Date 07/05/23	7	5	2006	\$ 91,765.69	549.00	3,211.80	0.00	95,526.49	0.00	1,386.00	0.00	96,912.49
POLICE OFFICER	7	1	2019	\$ 70,017.75	4,392.00	2,451.00	0.00	76,860.75	0.00	1,115.00	0.00	77,975.75
POLICE OFFICER	8	17	2020	\$ 59,939.44	8,784.00	2,098.00	0.00	70,821.44	0.00	1,027.00	0.00	71,848.44
POLICE OFFICER	7	1	2019	\$ 70,017.75	4,392.00	2,451.00	0.00	76,860.75	0.00	1,115.00	0.00	77,975.75
POLICE OFFICER	1	13	2020	\$ 68,426.44	1,647.00	2,395.00	0.00	72,468.44	0.00	1,051.00	0.00	73,519.44
POLICE OFFICER	7	1	2019	\$ 70,017.75	4,392.00	2,451.00	0.00	76,860.75	0.00	1,115.00	0.00	77,975.75
POLICE OFFICER	1	13	2020	\$ 68,426.44	1,647.00	2,395.00	0.00	72,468.44	0.00	1,051.00	0.00	73,519.44
POLICE OFFICER	7	1	2019	\$ 70,017.75	4,392.00	2,451.00	0.00	76,860.75	0.00	1,115.00	0.00	77,975.75
POLICE OFFICER	1	13	2020	\$ 68,426.44	1,647.00	2,395.00	0.00	72,468.44	0.00	1,051.00	0.00	73,519.44
POLICE OFFICER	7	1	2019	\$ 70,017.75	4,392.00	2,451.00	0.00	76,860.75	0.00	1,115.00	0.00	77,975.75
POLICE OFFICER	9	15	1997	\$ 82,748.25	549.00	2,896.00	0.00	86,193.25	0.00	1,250.00	0.00	87,443.25
POLICE OFFICER	1	13	2020	\$ 68,426.44	1,647.00	2,395.00	0.00	72,468.44	0.00	1,051.00	0.00	73,519.44
POLICE OFFICER	3	22	2021	\$ 59,939.44	8,784.80	2,098.00	0.00	70,822.24	0.00	1,027.00	0.00	71,849.24

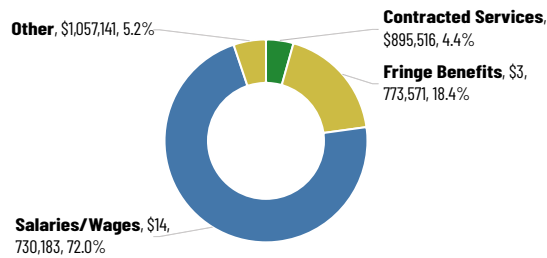
Position	Anniversary/D.O.B.			End of Year Salary	Grade/Step Increase	Annual Increase	Long.	Salary	Lump Sum	FICA	Fringe Benefits	Total
POLICE OFFICER TRAINEE	3	22	2021	\$ 59,939.44	8,784.80	2,098.00	0.00	58,194.30	0.00	844.00	0.00	59,038.30
POLICE OFFICER	3	22	2021	\$ 59,939.44	8,784.80	2,098.00	0.00	70,822.24	0.00	1,027.00	0.00	71,849.24
POLICE OFFICER	3	22	2021	\$ 59,939.44	8,784.80	2,098.00	0.00	70,822.24	0.00	1,027.00	0.00	71,849.24
POLICE OFFICER	3	22	2021	\$ 59,939.44	8,784.80	2,098.00	0.00	70,822.24	0.00	1,027.00	0.00	71,849.24
POLICE OFFICER	3	22	2021	\$ 59,939.44	8,784.80	2,098.00	0.00	70,822.24	0.00	1,027.00	0.00	71,849.24
POLICE OFFICER	3	22	2021	\$ 59,939.44	8,784.80	2,098.00	0.00	70,822.24	0.00	1,027.00	0.00	71,849.24
POLICE OFFICER	3	22	2021	\$ 59,939.44	8,784.80	2,098.00	0.00	70,822.24	0.00	1,027.00	0.00	71,849.24
POLICE OFFICER	1	19	2016	\$ 74,791.69	275.00	2,618.00	0.00	77,684.69	0.00	1,127.00	0.00	78,811.69
POLICE OFFICER	1	26	2015	\$ 75,056.91	1,373.00	2,627.00	0.00	79,056.91	0.00	1,147.00	0.00	80,203.91
POLICE OFFICER	7	1	2019	\$ 70,017.75	4,392.00	2,451.00	0.00	76,860.75	0.00	1,115.00	0.00	77,975.75
POLICE OFFICER	7	5	2005	\$ 79,035.19	549.00	2,766.00	0.00	82,350.19	0.00	1,195.00	0.00	83,545.19
POLICE OFFICER	1	20	2009	\$ 77,709.09	275.00	2,720.00	0.00	80,704.09	0.00	1,171.00	0.00	81,875.09
POLICE OFFICER	5	20	1996	\$ 83,543.91	275.00	2,924.00	0.00	86,742.91	0.00	1,258.00	0.00	88,000.91
POLICE OFFICER	1	8	2001	\$ 81,156.94	549.00	2,840.00	0.00	84,545.94	0.00	1,226.00	0.00	85,771.94
POLICE OFFICER	1	17	2017	\$ 74,526.47	275.00	2,608.00	0.00	77,409.47	0.00	1,123.00	0.00	78,532.47
POLICE OFFICER	1	14	2019	\$ 70,017.75	4,392.00	2,451.00	0.00	76,860.75	0.00	1,115.00	0.00	77,975.75
POLICE OFFICER	1	8	2018	\$ 74,261.25	275.00	2,599.00	0.00	77,135.25	0.00	1,119.00	0.00	78,254.25
POLICE OFFICER	1	8	2018	\$ 74,261.25	275.00	2,599.00	0.00	77,135.25	0.00	1,119.00	0.00	78,254.25
POLICE OFFICER	1	22	2002	\$ 80,626.50	549.00	2,822.00	0.00	83,997.50	0.00	1,218.00	0.00	85,215.50
POLICE OFFICER	7	5	2017	\$ 74,526.47	275.00	2,608.00	0.00	77,409.47	0.00	1,123.00	0.00	78,532.47
POLICE OFFICER	1	19	2016	\$ 74,791.69	275.00	2,618.00	0.00	77,684.69	0.00	1,127.00	0.00	78,811.69
POLICE OFFICER	5	15	2000	\$ 81,687.38	549.00	2,859.00	0.00	85,095.38	0.00	1,234.00	0.00	86,329.38
POLICE OFFICER	7	11	2016	\$ 74,791.69	275.00	2,618.00	0.00	77,684.69	0.00	1,127.00	0.00	78,811.69
POLICE OFFICER	7	8	2013	\$ 76,648.22	275.00	2,683.00	0.00	79,606.22	0.00	1,155.00	0.00	80,761.22
POLICE OFFICER	1	8	2001	\$ 81,156.94	549.00	2,840.00	0.00	84,545.94	0.00	1,226.00	0.00	85,771.94
POLICE OFFICER	7	7	2014	\$ 76,383.00	275.00	2,673.00	0.00	79,331.00	0.00	1,151.00	0.00	80,482.00

Position	Anniversary/D.O.H.			End of Year Salary	Grade/Step Increase	Annual Increase	Long.	Salary	Lump Sum	FICA	Fringe Benefits	Total
POLICE OFFICER	1	26	2015	\$ 75,056.91	1,373.00	2,627.00	0.00	79,056.91	0.00	1,147.00	0.00	80,203.91
POLICE OFFICER	1	14	2019	\$ 70,017.75	4,392.00	2,451.00	0.00	76,860.75	0.00	1,115.00	0.00	77,975.75
POLICE OFFICER	1	8	2018	\$ 74,261.25	275.00	2,599.00	0.00	77,135.25	0.00	1,119.00	0.00	78,254.25
POLICE OFFICER	7	2	2007	\$ 78,239.53	275.00	2,738.00	0.00	81,252.53	0.00	1,179.00	0.00	82,431.53
POLICE OFFICER	1	20	2009	\$ 77,709.09	275.00	2,720.00	0.00	80,704.09	0.00	1,171.00	0.00	81,875.09
POLICE OFFICER TRAINEE	1	8	2018	\$ 74,261.25	275.00	2,599.00	0.00	58,194.30	0.00	844.00	0.00	59,038.30
POLICE OFFICER	1	21	2014	\$ 76,383.00	275.00	2,673.00	0.00	79,331.00	0.00	1,151.00	0.00	80,482.00
POLICE OFFICER	1	14	2013	\$ 76,648.22	275.00	2,683.00	0.00	58,194.30	0.00	844.00	0.00	59,038.30
POLICE OFFICER	1	8	2001	\$ 81,156.94	549.00	2,840.00	0.00	84,545.94	0.00	1,226.00	0.00	85,771.94
POLICE OFFICER	1	14	2019	\$ 70,017.75	4,392.00	2,451.00	0.00	58,194.30	0.00	844.00	0.00	59,038.30
POLICE OFFICER	1	17	2017	\$ 74,526.47	275.00	2,608.00	0.00	77,409.47	0.00	1,123.00	0.00	78,532.47
POLICE OFFICER	7	2	2007	\$ 78,239.53	275.00	2,738.00	0.00	81,252.53	0.00	1,179.00	0.00	82,431.53
POLICE OFFICER	1	17	2017	\$ 74,526.47	275.00	2,608.00	0.00	77,409.47	0.00	1,123.00	0.00	78,532.47
POLICE OFFICER	1	14	2013	\$ 76,648.22	275.00	2,683.00	0.00	79,606.22	0.00	1,155.00	0.00	80,761.22
POLICE OFFICER	1	14	2013	\$ 76,648.22	275.00	2,683.00	0.00	79,606.22	0.00	1,155.00	0.00	80,761.22
POLICE OFFICER	7	1	2019	\$ 70,017.75	4,392.00	2,451.00	0.00	76,860.75	0.00	1,115.00	0.00	77,975.75
POLICE OFFICER	7	5	2017	\$ 74,526.47	275.00	2,608.00	0.00	77,409.47	0.00	1,123.00	0.00	78,532.47
POLICE OFFICER	6	18	2018	\$ 74,261.25	275.00	2,599.00	0.00	77,135.25	0.00	1,119.00	0.00	78,254.25
POLICE OFFICER	1	19	2010	\$ 77,443.88	275.00	2,711.00	0.00	80,429.88	0.00	1,167.00	0.00	81,596.88
POLICE OFFICER	5	17	1999	\$ 82,217.81	549.00	2,878.00	0.00	85,644.81	0.00	1,242.00	0.00	86,886.81
POLICE OFFICER	1	8	2018	\$ 74,261.25	275.00	2,599.00	0.00	77,135.25	0.00	1,119.00	0.00	78,254.25
POLICE OFFICER	7	5	2005	\$ 79,035.19	549.00	2,766.00	0.00	82,350.19	0.00	1,195.00	0.00	83,545.19
POLICE OFFICER	1	13	2020	\$ 68,426.44	1,647.00	2,395.00	0.00	72,468.44	0.00	1,051.00	0.00	73,519.44
PROBATIONARY POLICE OFFICER	9	7	2021	\$ 57,287.25	11,529.00	2,005.00	0.00	70,821.25	0.00	1,027.00	0.00	71,848.25
PROBATIONARY POLICE OFFICER	9	7	2021	\$ 57,287.25	11,529.00	2,005.00	0.00	70,821.25	0.00	1,027.00	0.00	71,848.25
PROBATIONARY POLICE OFFICER	9	7	2021	\$ 57,287.25	11,529.00	2,005.00	0.00	70,821.25	0.00	1,027.00	0.00	71,848.25

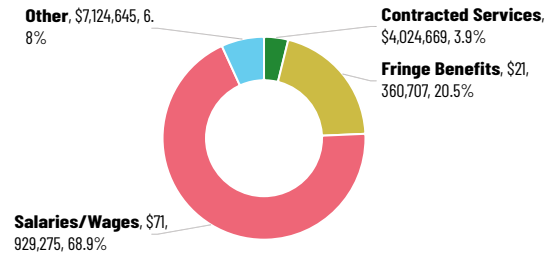
Position	Anniversary/D.O.H.			End of Year Salary	Grade/Step Increase	Annual Increase	Long.	Salary	Lump Sum	FICA	Fringe Benefits	Total
PROBATIONARY POLICE OFFICER	9	7	2021	\$ 57,287.25	11,529.00	2,005.00	0.00	70,821.25	0.00	1,027.00	0.00	71,848.25
PROBATIONARY POLICE OFFICER	9	7	2021	\$ 57,287.25	11,529.00	2,005.00	0.00	70,821.25	0.00	1,027.00	0.00	71,848.25
PROBATIONARY POLICE OFFICER	5	31	2022	\$ 57,287.25	2,745.00	2,005.00	0.00	62,037.25	0.00	900.00	0.00	62,937.25
PROBATIONARY POLICE OFFICER	5	31	2022	\$ 57,287.25	2,745.00	2,005.00	0.00	62,037.25	0.00	900.00	0.00	62,937.25
PROBATIONARY POLICE OFFICER	5	31	2022	\$ 57,287.25	2,745.00	2,005.00	0.00	62,037.25	0.00	900.00	0.00	62,937.25
PROBATIONARY POLICE OFFICER	9	12	2022	\$ 56,226.38	3,843.00	1,968.00	0.00	62,037.38	0.00	900.00	0.00	62,937.38
PROBATIONARY POLICE OFFICER	9	12	2022	\$ 56,226.38	3,843.00	1,968.00	0.00	62,037.38	0.00	900.00	0.00	62,937.38
PROBATIONARY POLICE OFFICER	9	12	2022	\$ 56,226.38	3,843.00	1,968.00	0.00	62,037.38	0.00	900.00	0.00	62,937.38
PROBATIONARY POLICE OFFICER	9	12	2022	\$ 56,226.38	3,843.00	1,968.00	0.00	62,037.38	0.00	900.00	0.00	62,937.38
PROBATIONARY POLICE OFFICER	9	12	2022	\$ 56,226.38	3,843.00	1,968.00	0.00	62,037.38	0.00	900.00	0.00	62,937.38
PROBATIONARY POLICE OFFICER	9	12	2022	\$ 56,226.38	3,843.00	1,968.00	0.00	62,037.38	0.00	900.00	0.00	62,937.38
PROBATIONARY POLICE OFFICER	1	9	2023	\$ 56,226.38	1,098.00	1,968.00	0.00	59,292.38	0.00	860.00	0.00	60,152.38
POLICE OFFICER TRAINEE	1	8	2023	\$ 51,982.88	5,341.00	1,968.00	0.00	59,291.88	0.00	860.00	0.00	60,151.88
POLICE OFFICER TRAINEE	1	8	2023	\$ 51,982.88	5,341.00	1,968.00	0.00	59,291.88	0.00	860.00	0.00	60,151.88
POLICE OFFICER TRAINEE	1	8	2023	\$ 51,982.88	5,341.00	1,968.00	0.00	59,291.88	0.00	860.00	0.00	60,151.88
POLICE OFFICER TRAINEE	1	8	2023	\$ 51,982.88	5,341.00	1,968.00	0.00	59,291.88	0.00	860.00	0.00	60,151.88
POLICE OFFICER TRAINEE	1	9	2023	\$ 51,982.88	5,341.00	1,968.00	0.00	59,291.88	0.00	860.00	0.00	60,151.88
POLICE OFFICER TRAINEE	7	5	2023	\$ 51,982.88	5,341.00	1,968.00	0.00	59,291.88	0.00	860.00	0.00	60,151.88
POLICE OFFICER TRAINEE	1	8	2023	\$ 51,982.88	5,341.00	1,968.00	0.00	59,291.88	0.00	860.00	0.00	60,151.88
POLICE OFFICER TRAINEE	7	5	2023	\$ 51,982.88	5,341.00	1,968.00	0.00	59,291.88	0.00	860.00	0.00	60,151.88
POLICE OFFICER TRAINEE	1	8	2023	\$ 51,982.88	5,341.00	1,968.00	0.00	59,291.88	0.00	860.00	0.00	60,151.88
POLICE OFFICER TRAINEE	7	5	2023	\$ 51,982.88	5,341.00	1,968.00	0.00	59,291.88	0.00	860.00	0.00	60,151.88
POLICE OFFICER TRAINEE	1	8	2023	\$ 51,982.88	5,341.00	1,968.00	0.00	59,291.88	0.00	860.00	0.00	60,151.88
POLICE OFFICER TRAINEE	1	8	2023	\$ 51,982.88	5,341.00	1,968.00	0.00	59,291.88	0.00	860.00	0.00	60,151.88
POLICE OFFICER TRAINEE				\$ 51,982.88	4,243.00	1,968.00	0.00	58,193.88	0.00	844.00	0.00	59,037.88
POLICE OFFICER TRAINEE (A JONES)				\$ 51,982.88	4,243.00	1,968.00	0.00	26,901.14	0.00	391.00	0.00	27,292.14

Position	Anniversary/D.O.H.	End of Year Salary	Grade/Step Increase	Annual Increase	Long.	Salary	Lump Sum	FICA	Fringe Benefits	Total
POLICE OFFICER TRAINEE (A MILLER)		\$ 51,982.88	4,243.00	1,968.00	0.00	26,901.14	0.00	391.00	0.00	27,292.14
POLICE OFFICER TRAINEE (ALDRICH)		\$ 51,982.88	4,243.00	1,968.00	0.00	26,901.14	0.00	391.00	0.00	27,292.14
POLICE OFFICER TRAINEE (BANNING)		\$ 51,982.88	4,243.00	1,968.00	0.00	26,901.14	0.00	391.00	0.00	27,292.14
POLICE OFFICER TRAINEE (BENDER)		\$ 51,982.88	4,243.00	1,968.00	0.00	26,901.14	0.00	391.00	0.00	27,292.14
POLICE OFFICER TRAINEE (CRIST)		\$ 51,982.88	4,243.00	1,968.00	0.00	26,901.14	0.00	391.00	0.00	27,292.14
POLICE OFFICER TRAINEE (CUTHBERTSON-RICHIE)		\$ 51,982.88	5,341.00	1,968.00	0.00	26,901.14	0.00	391.00	0.00	27,292.14
POLICE OFFICER TRAINEE (HARPER)		\$ 51,982.88	5,341.00	1,968.00	0.00	26,901.14	0.00	391.00	0.00	27,292.14
POLICE OFFICER TRAINEE (J TAYLOR)		\$ 51,982.88	5,341.00	1,968.00	0.00	26,901.14	0.00	391.00	0.00	27,292.14
POLICE OFFICER TRAINEE (JENKINS)		\$ 51,982.88	5,341.00	1,968.00	0.00	26,901.14	0.00	391.00	0.00	27,292.14
POLICE OFFICER TRAINEE (KEPPLEY)		\$ 51,982.88	5,341.00	1,968.00	0.00	26,901.14	0.00	391.00	0.00	27,292.14
POLICE OFFICER TRAINEE (MARTE)		\$ 51,982.88	5,341.00	1,968.00	0.00	26,901.14	0.00	391.00	0.00	27,292.14
POLICE OFFICER TRAINEE (RESTREPO)		\$ 51,982.88	5,341.00	1,968.00	0.00	26,901.14	0.00	391.00	0.00	27,292.14
			395,023.63	413,708.71	482.00	11,934,555.94	0.00	282,793.00	0.00	12,217,348.94
			395,023.63	441,685.11	482.00	13,426,352.34	0.00	353,957.00	0.00	13,780,309.34
						900,000.00	0.00	13,050.00	0.00	913,050.00
						701,368.00	0.00	10,169.84	0.00	711,537.84
						79,997.56	0.00	1,159.96	0.00	81,157.52
						210,000.00	0.00	3,045.00	0.00	213,045.00
						1,258.80				1,258.80
						300,000.00	0.00	4,350.00	0.00	304,350.00
						2,883,935.00				2,883,935.00
						76,100.00				76,100.00
						11,000.00				11,000.00
						18,590,011.70	0.00	385,731.80	0.00	18,975,743.50

2023 Budget Expenditures Chart



2024 Budget Expenditures Chart



Personnel	2023 Adopted	2024 Approved
Personnel		
Social Security	363,884	385,623
Severance Pay	210,000	210,000
Medicare Part B Reimb	1,258	1,259
Loss Time And Medical	300,000	300,000
Police Pension Plan A	2,817,229	2,883,935
Clothing Allowance	70,200	76,100
College Credits	11,000	11,000
Medical	—	—
Personnel Subtotal	3,773,571	3,867,917
Salaries/Wages		
Salaries And Wages	13,084,078	13,424,924
Signing Bonus	—	—
Salaries/Wgs-Pol Extr Duty	900,000	900,000
Overtime	666,107	701,368
Sick Leave/Vaca Buy-Back	79,998	79,998
Temporary	—	216,500
Salaries/Wages Subtotal	14,730,183	15,322,790
Communications		
Advertising	25,100	25,100
Printing	3,800	3,800
Photography Services	—	—
Postage	2,000	2,000
Communications Subtotal	30,900	30,900
Professional Svcs		
Med/Psycholog Evaluation	19,950	43,575
Other Professional Fees	—	—
Arbitration	25,000	25,000
Professional Svcs Subtotal	44,950	68,575

Personnel	2023 Adopted	2024 Approved
Contracted Services		
Auto Deductible	7,500	7,500
Police Professional Prem	293,443	391,017
Police Professional Deduct	110,000	110,000
Prisoner Care	1,000	1,400
Contracted Personnel Svcs	133,000	155,001
Conferences	17,000	15,620
Memberships	3,435	3,651
Towing	6,200	6,200
Misc Contracted Services	162,870	183,150
General Liability Deductible	—	—
Tuition/Training	161,068	167,911
Administrative Trustee Fee	—	—
Misc Contr Svc-Minor Event	—	—
General Liability Premium	—	—
Police/Fire Meal Allowance	—	—
Contracted Services Subtotal	895,516	1,041,450
Utilities		
Sewerage	300	300
Water	6,575	6,700
Sewer Maint Charges	1,500	1,500
Utilities Subtotal	8,375	8,500
Maint And Repairs		
Vehicular Equipment	9,100	26,100
Maintenance Svc Contract	220,597	262,639
Office Equipment	—	—
Maint And Repairs Subtotal	229,697	288,739
Supplies		
Software	20,000	45,026

Personnel	2023 Adopted	2024 Approved
Subscriptions	25,008	24,792
Office	73,378	78,545
Personal Safety	105,293	110,701
Wearing Apparel	119,000	122,001
Medical/Lab	12,395	9,500
Vehicle Parts And Supplies	38,650	29,346
Photography	—	—
Traffic Control	850	1,200
Supplies Subtotal	394,574	421,111
Minor Capital		
Office Equipmt - Minor Cap	47,645	56,550
Vehicular Equip - Minor Cap	—	—
Minor Capital Subtotal	47,645	56,550
Capital Outlay		
Buildings And Structures	—	—
Equipment - Vehicles	301,000	193,000
Equipmt - Communications	—	—
Equipment - Other	—	125,000
Equipmt - Data Processing	—	—
Capital Outlay Subtotal	301,000	318,000
Matching Share Grants	—	—
Total Expenditures	20,456,411	21,424,532

Job Classification	2023 Adopted	2024 Approved	2023 Adopted	2024 Approved
Comissioner	1	1	132,600	135,252
Deputy Police Chief	1	1	117,300	119,646
Police Captain	4	4	431,656	438,147
Dir of Community Relations Engage	1	1	71,400	72,828
Special Asst to Police Commissioner	1	1	71,400	72,828
Crime Analyst	2	2	113,464	115,733
Police Fleet Manager	1	1	45,900	46,818
Technical Services Manager	1	1	55,000	56,100
RMS Manger	1	1	55,000	56,100
Body Camera Manager	1	1	50,000	51,000

Job Classification	2023 Adopted	2024 Approved	2023 Adopted	2024 Approved
Substation Manager	1	1	50,000	51,000
Accreditation Officer	1	1	56,100	57,222
Court Liaison & Special Events Coordinator	1	1	56,100	57,222
Confidential Secretary-Deputy Chief	0	1	50,000	51,000
Evidence Custodian	0	1	45,000	45,900
GVI Project Manager	0	1	0	65,000
Total Management	17	20	1,402,942	1,491,796
Detective	19	19	1,583,100	1,603,096
Forensic Investigator	5	5	418,250	391,716
Police Officer	102	102	6,493,323	6,756,317
Police Officer - SRO	0	0	0	0
Police Corporal	9	10	822,973	849,311
Police Lieutenant	7	5	464,664	408,595
Police Sergeant	10	12	1,043,372	1,013,603
Secretary I	1	1	42,748	44,068
Police Data Technician I	2	1	45,331	45,312
Police Data Technician II	2	2	96,400	99,292
*Police Data Technican IV	0	1	48,200	50,128
Parking Enforcement Office I	4	4	160,571	167,653
Parking Enforcement Office II	0	0	0	0
Animal Control Officer III	1	1	51,336	52,876
Animal Control Officer II	1	0	48,200	0
Animal Control Officer I	0	1	0	43,995
Administrative Assistant II	1	1	48,200	49,646
Administrative Assistant I	1	1	45,331	48,119
Community Service Aide	7	7	263,124	310,828
Total Bargaining Unit	172	173	11,675,123	11,934,556
Police Extra Duty			900,000	900,000
Overtime			666,107	701,368
Medicare			363,885	385,732
Total Medicare Benefits			363,885	385,732
Sick Leave Buy-Back			79,997	79,997

Job Classification	2023 Adopted	2024 Approved	2023 Adopted	2024 Approved
Severance Pay			210,000	210,000
Uniform Allowance			70,200	76,100
College Credits			11,000	11,000
Loss Time & Med			300,000	300,000
Police Pension Plan			2,817,229	2,883,935
Medicare Part B			1,259	1,259
Bonus			0	0
Total Miscellaneous			3,489,685	3,562,291
	189	193	18,497,741	18,975,743

Account	2020 Actual	2021 Actual	2022 Actual	2023 Budget	2024 Budget
Personnel					
Social Security					
419001 Social Security	211,534	234,687	252,881	363,884	385,623
Social Security Subtotal	211,534	234,687	252,881	363,884	385,623
Severance Pay					
419005 Severance Pay	166,536	312,931	71,046	210,000	210,000
Severance Pay Subtotal	166,536	312,931	71,046	210,000	210,000
Medicare Part B Reimb					
419007 Medicare - Part B	—	—	—	1,258	1,259
Medicare Part B Reimb Subtotal	—	—	—	1,258	1,259
Loss Time And Medical					
419012 Loss Time And Medical	155,541	590,940	395,939	300,000	300,000
Loss Time And Medical Subtotal	155,541	590,940	395,939	300,000	300,000
Police Pension Plan A					
419020 Police Pension Plan A	3,718,465	3,697,903	2,822,456	2,817,229	2,883,935
Police Pension Plan A Subtotal	3,718,465	3,697,903	2,822,456	2,817,229	2,883,935
Clothing Allowance					
419028 Clothing Allowance	66,300	67,200	69,200	70,200	76,100
Clothing Allowance Subtotal	66,300	67,200	69,200	70,200	76,100
College Credits					
419049 College Credits	10,400	9,500	8,700	11,000	11,000
College Credits Subtotal	10,400	9,500	8,700	11,000	11,000
Medical					
419002 Medical	4,354,340	5,575,102	—	—	—
Medical Subtotal	4,354,340	5,575,102	—	—	—
Personnel Subtotal	8,683,116	10,488,263	3,620,222	3,773,571	3,867,917
Salaries/Wages					
Salaries And Wages					
414000 Salaries And Wages	10,146,876	10,396,263	10,517,165	13,084,078	13,424,924
Salaries And Wages Subtotal	10,146,876	10,396,263	10,517,165	13,084,078	13,424,924
Signing Bonus					
414002 Signing Bonus	322,624	—	15,000	—	—
Signing Bonus Subtotal	322,624	—	15,000	—	—
Salaries/Wgs-Pol Extr Duty					
414900 Salaries/Wages-Extra Duty	1,192,720	1,271,062	1,481,799	900,000	900,000
Salaries/Wgs-Pol Extr Duty Subtotal	1,192,720	1,271,062	1,481,799	900,000	900,000

Account		2020 Actual	2021 Actual	2022 Actual	2023 Budget	2024 Budget
Overtime						
416000	Overtime	699,822	637,890	599,795	666,107	701,368
Overtime Subtotal		699,822	637,890	599,795	666,107	701,368
Sick Leave/Vaca Buy-Back						
417000	Sick Leave/Vacat Buy-Back	72,342	52,620	48,752	79,998	79,998
Sick Leave/Vaca Buy-Back Subtotal		72,342	52,620	48,752	79,998	79,998
Temporary						
415000	Temporary	—	—	—	—	216,500
Temporary Subtotal		—	—	—	—	216,500
Salaries/Wages Subtotal		12,434,384	12,357,834	12,662,510	14,730,183	15,322,790
Communications						
Advertising						
420010	Advertising Services	112	13,079	9,618	25,100	25,100
Advertising Subtotal		112	13,079	9,618	25,100	25,100
Printing						
420020	Printing Services	1,222	1,792	2,191	3,800	3,800
Printing Subtotal		1,222	1,792	2,191	3,800	3,800
Postage						
420050	Postage	—	—	—	2,000	2,000
Postage Subtotal		—	—	—	2,000	2,000
Communications Subtotal		1,334	14,871	11,808	30,900	30,900
Professional Svcs						
Med/Psycholog Evaluation						
421016	Med/Psycholog Evaluation	2,950	6,019	12,661	19,950	43,575
Med/Psycholog Evaluation Subtotal		2,950	6,019	12,661	19,950	43,575
Arbitration						
421070	Arbitration Services	204	3,828	479	25,000	25,000
Arbitration Subtotal		204	3,828	479	25,000	25,000
Professional Svcs Subtotal		3,154	9,846	13,140	44,950	68,575
Contracted Services						
Auto Deductible						
423011	Auto Deduct	12	4,330	12,221	7,500	7,500
Auto Deductible Subtotal		12	4,330	12,221	7,500	7,500
Police Professional Prem						
423080	Police Professional Prem	233,316	194,137	246,759	293,443	391,017
Police Professional Prem Subtotal		233,316	194,137	246,759	293,443	391,017

Account	2020 Actual	2021 Actual	2022 Actual	2023 Budget	2024 Budget
Police Professional Deduct					
423081 Police Professional Deduct	129,341	200,185	160,542	110,000	110,000
Police Professional Deduct Subtotal	129,341	200,185	160,542	110,000	110,000
Prisoner Care					
429010 Prisoner Care	280	560	840	1,000	1,400
Prisoner Care Subtotal	280	560	840	1,000	1,400
Contracted Personnel Svcs					
429014 Contracted Personnel Svcs	—	—	5,000	133,000	155,001
Contracted Personnel Svcs Subtotal	—	—	5,000	133,000	155,001
Conferences					
429016 Conferences	625	655	—	17,000	15,620
Conferences Subtotal	625	655	—	17,000	15,620
Memberships					
429017 Memberships	1,580	1,280	2,140	3,435	3,651
Memberships Subtotal	1,580	1,280	2,140	3,435	3,651
Towing					
429060 Towing	1,620	3,649	2,395	6,200	6,200
Towing Subtotal	1,620	3,649	2,395	6,200	6,200
Misc Contracted Services					
429090 Misc Contracted Services	69,357	154,766	132,643	162,870	183,150
Misc Contracted Services Subtotal	69,357	154,766	132,643	162,870	183,150
General Liability Deductible					
423021 General Liability Deductible	500	850	—	—	—
General Liability Deductible Subtotal	500	850	—	—	—
Tuition/Training					
429001 Tuition/Training	33,050	72,335	81,043	161,068	167,911
Tuition/Training Subtotal	33,050	72,335	81,043	161,068	167,911
Administrative Trustee Fee					
429009 Administrative Trustee Fee	731	622	487	—	—
Administrative Trustee Fee Subtotal	731	622	487	—	—
Contracted Services Subtotal	470,412	633,369	644,070	895,516	1,041,450
Utilities					
Sewerage					
422000 Sewer Usage Charges	77	82	143	300	300
Sewerage Subtotal	77	82	143	300	300

Account		2020 Actual	2021 Actual	2022 Actual	2023 Budget	2024 Budget
Water						
422010	Water	9,109	595	967	6,575	6,700
Water Subtotal		9,109	595	967	6,575	6,700
Sewer Maint Charges						
422080	Sewerage Maint Charges	2	151	645	1,500	1,500
Sewer Maint Charges Subtotal		2	151	645	1,500	1,500
Utilities Subtotal		9,189	827	1,755	8,375	8,500
Maint And Repairs						
Vehicular Equipment						
425010	Vehicular Equip-Repairs/Maint	9,432	5,836	5,816	9,100	26,100
Vehicular Equipment Subtotal		9,432	5,836	5,816	9,100	26,100
Maintenance Svc Contract						
425090	Maintenance Svc Contract	148,912	75,531	137,179	220,597	262,639
Maintenance Svc Contract Subtotal		148,912	75,531	137,179	220,597	262,639
Office Equipment						
425000	Office Equipment	166	—	—	—	—
Office Equipment Subtotal		166	—	—	—	—
Maint And Repairs Subtotal		158,509	81,367	142,995	229,697	288,739
Supplies						
Software						
430002	Software	1,500	16,636	—	20,000	45,026
Software Subtotal		1,500	16,636	—	20,000	45,026
Subscriptions						
430003	Subscriptions	9,305	15,050	23,438	25,008	24,792
Subscriptions Subtotal		9,305	15,050	23,438	25,008	24,792
Office						
430009	Office Supplies	50,359	88,158	54,274	73,378	78,545
Office Subtotal		50,359	88,158	54,274	73,378	78,545
Personal Safety						
430012	Personal Safety	57,926	24,213	58,213	105,293	110,701
Personal Safety Subtotal		57,926	24,213	58,213	105,293	110,701
Wearing Apparel						
430014	Wearing Apparel	67,341	81,875	42,989	119,000	122,001
Wearing Apparel Subtotal		67,341	81,875	42,989	119,000	122,001
Medical/Lab						
430016	Medical/Lab	2,793	3,452	9,793	12,395	9,500
Medical/Lab Subtotal		2,793	3,452	9,793	12,395	9,500

Account	2020 Actual	2021 Actual	2022 Actual	2023 Budget	2024 Budget
Vehicle Parts And Supplies					
430052 Veh/Equip Parts And Supplies	6,871	661	24,490	38,650	29,346
Vehicle Parts And Supplies Subtotal	6,871	661	24,490	38,650	29,346
Traffic Control					
430034 Traffic Control	—	—	—	850	1,200
Traffic Control Subtotal	—	—	—	850	1,200
Supplies Subtotal	196,095	230,045	213,198	394,574	421,111
Minor Capital					
Office Equipmt - Minor Cap					
439015 Office Equipmt - Minor Cap	8,473	63,964	18,319	47,645	56,550
Office Equipmt - Minor Cap Subtotal	8,473	63,964	18,319	47,645	56,550
Minor Capital Subtotal	8,473	63,964	18,319	47,645	56,550
Capital Outlay					
Equipment - Vehicles					
453004 Vehicles	252,425	333,604	264,311	301,000	193,000
Equipment - Vehicles Subtotal	252,425	333,604	264,311	301,000	193,000
Equipmt - Communications					
453039 Equipmt - Communications	—	157,361	—	—	—
Equipmt - Communications Subtotal	—	157,361	—	—	—
Equipment - Other					
453099 Equipment - Other	8,620	—	—	—	125,000
Equipment - Other Subtotal	8,620	—	—	—	125,000
Capital Outlay Subtotal	261,045	490,965	264,311	301,000	318,000
Total Expenditures	22,225,710	24,371,352	17,592,328	20,456,411	21,424,532

Fire



Department Description

The Harrisburg Bureau of Fire exists to serve the City of Harrisburg, and when needed, the greater Harrisburg metropolitan area by providing effective fire suppression, emergency medical services, tactical rescue, urban search and rescue, water rescue, hazardous materials response, fire prevention, codes enforcement, and public safety education.

The Bureau of Fire is a team of highly motivated diverse individuals dedicated in common to public interaction and providing efficient services. This involves the use of modern fire and rescue equipment, integrated up-to-date training and safety techniques, computer technology, and cooperation with surrounding fire, rescue, and EMS agencies to provide the best service available by making public safety and protection our perpetual primary priority.

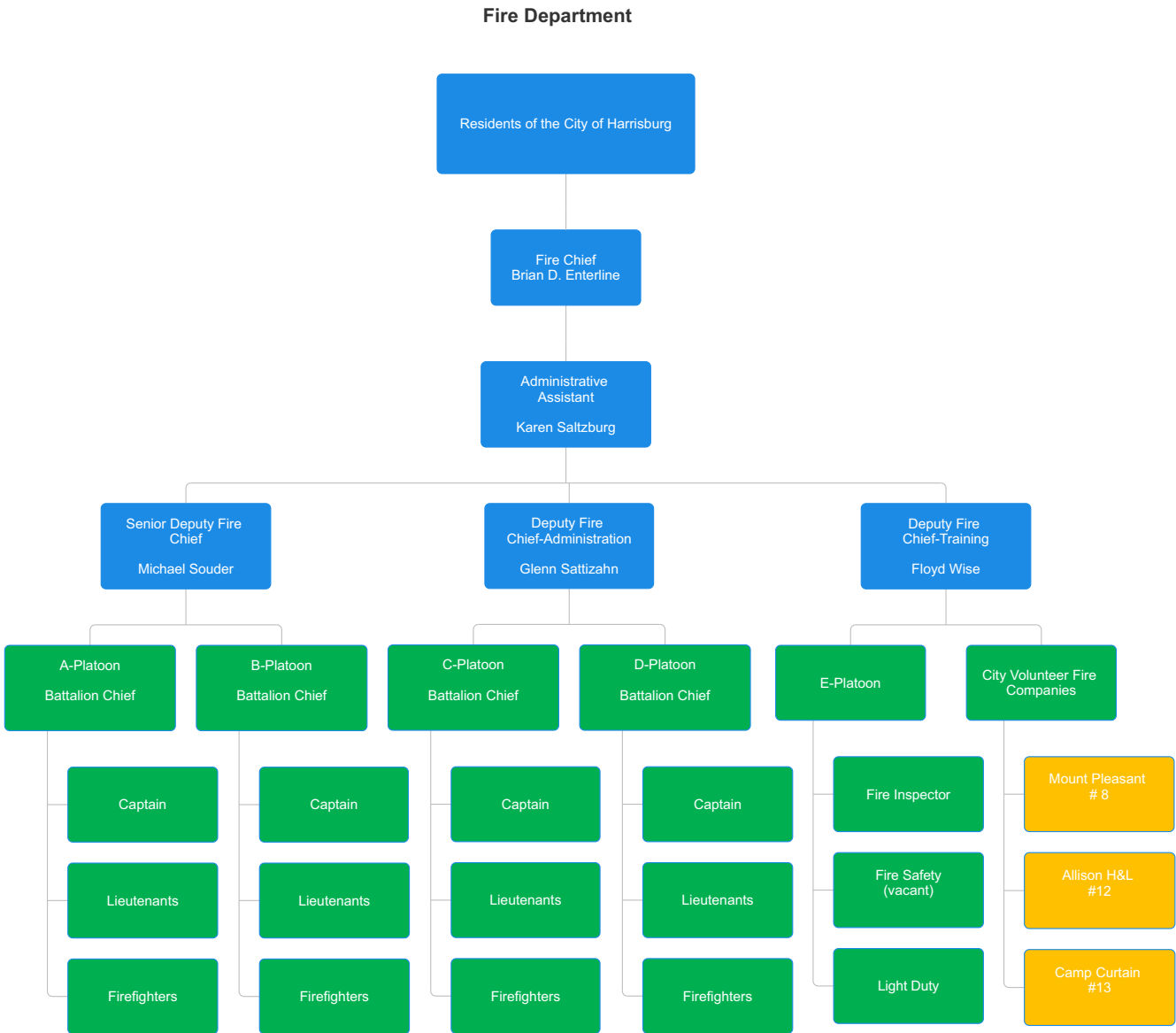
Effective suppression of fires involves arriving at the scene of an emergency quickly so the persons can be rescued and the fire can be attacked to prevent the spread of fire. It is the goal of the Bureau of Fire not to allow a fire to extend beyond the room, floor, or building of origin that is found involved in fire when arriving on scene. To effectively carry out our mission, the Bureau of Fire responds from three fire stations with five pieces of front line apparatus that are staffed 24/7 by at least 15 firefighters and fire officers.

The Bureau also maintains a fleet of boats; water rescue related tools and equipment, as well as highly trained staff. These resources provide advanced capabilities to deal with incidents on the Susquehanna River and its islands, as well as the small lakes and streams that are contained within the borders of the City. The water craft are also deployed to assist stranded motorists during street flooding events.

The Bureau of Fire, by providing effective emergency medical services, has fostered a close working relationship with Pinnacle Health's Community LifeTeam to assist in providing prompt EMS care to the citizens and visitors to our City. All Bureau of Fire apparatus is equipped with Automated External Defibrillators (AED's) and is able to provide prompt response. All new Fire Bureau recruits are required to maintain EMT status for the duration of their employment.

The Bureau of Fire is proactive in teaching fire prevention and preventing fires and other emergencies before they occur. The Fire Prevention Officer interacts on a daily basis with schools, daycares, and businesses to provide quality fire prevention materials and training. The Fire Inspector conducts fire inspections for the vast array of businesses in the City by taking a proactive approach. The Fire Inspector also initiates inspections from complaints received from residents and business owners, and works collectively with the Bureau of Codes to successfully mitigate hazardous conditions.

The Bureau of Fire is also responsible for effectively running the City's Emergency Operations Center during natural and man-made disasters, coordinating and running the Rescue 1 program, providing manpower for the PA Urban Search and Rescue Task Force, administering the Juvenile Fire Setter Intervention Program, maintaining an active role in the South Central PA Counter Terrorism Task Force, actively participating with the Dauphin County Hazardous Materials Response Team, as well as many other required and fiduciary responsibilities.



Rank	Base	Years of Service	Longevity Percentage	Long.	Salary	Hourly Rate	P.T. Rate	Annual P.T.
D/O	67,339.47	16+	13%	8,754.13	76,093.60	36.5835	54.8752	5,707.02
D/O	67,339.47	16+	13%	8,754.13	76,093.60	36.5835	54.8752	5,707.02
LT	72,739.69	16+	13%	9,456.16	82,195.85	39.5172	59.2759	6,164.69
D/O	67,339.47	16+	13%	8,754.13	76,093.60	36.5835	54.8752	5,707.02
SDC	102,000.00				102,000.00	49.0385	73.5577	
D/O	67,339.47	16+	13%	8,754.13	76,093.60	36.5835	54.8752	5,707.02
BC	77,707.91	16+	13%	10,102.03	87,809.94	42.2163	63.3245	6,585.75
LT	72,739.69	16+	13%	9,456.16	82,195.85	39.5172	59.2759	6,164.69
LT	72,739.69	16+	13%	9,456.16	82,195.85	39.5172	59.2759	6,164.69
D/O	67,339.47	16+	13%	8,754.13	76,093.60	36.5835	54.8752	5,707.02
LT	72,739.69	16+	13%	9,456.16	82,195.85	39.5172	59.2759	6,164.69
DC	95,880.00				95,880.00	46.0962	69.1442	
D/O	67,339.47	16+	13%	8,754.13	76,093.60	36.5835	54.8752	5,707.02
FC	117,300.00				117,300.00	56.3942	84.5913	
BC	77,707.91	16+	13%	10,102.03	87,809.94	42.2163	63.3245	6,585.75
D/O	67,339.47	16+	13%	8,754.13	76,093.60	36.5835	54.8752	5,707.02
LT	72,739.69	16+	13%	9,456.16	82,195.85	39.5172	59.2759	6,164.69
CAPT	74,899.82	16+	13%	9,736.98	84,636.80	40.6908	61.0362	6,347.76
BC	77,707.91	16+	13%	10,102.03	87,809.94	42.2163	63.3245	6,585.75
D/O	67,339.47	16+	13%	8,754.13	76,093.60	36.5835	54.8752	5,707.02
LT	72,739.69	16+	13%	9,456.16	82,195.85	39.5172	59.2759	6,164.69
D/O	67,339.47	16+	13%	8,754.13	76,093.60	36.5835	54.8752	5,707.02
D/O	67,339.47	16+	13%	8,754.13	76,093.60	36.5835	54.8752	5,707.02
D/O	67,339.47	16+	13%	8,754.13	76,093.60	36.5835	54.8752	5,707.02
DC	96,900.00				96,900.00	46.5865	69.8798	
BC	77,707.91	16+	13%	10,102.03	87,809.94	42.2163	63.3245	6,585.75

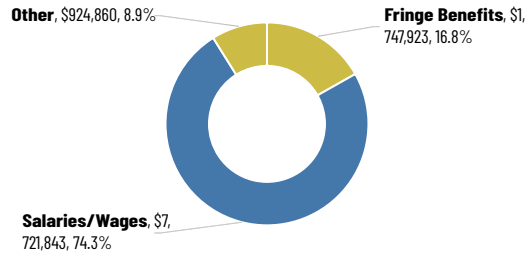
Rank	Base	Years of Service	Longevity Percentage	Long.	Salary	Hourly Rate	P.T. Rate	Annual P.T.
D/O	67,339.47	16+	13%	8,754.13	76,093.60	36.5835	54.8752	5,707.02
D/O	67,339.47	16+	13%	8,754.13	76,093.60	36.5835	54.8752	5,707.02
CAPT	74,899.82	16+	13%	9,736.98	84,636.80	40.6908	61.0362	6,347.76
D/O	67,339.47	16+	13%	8,754.13	76,093.60	36.5835	54.8752	5,707.02
D/O	67,339.47	16+	13%	8,754.13	76,093.60	36.5835	54.8752	5,707.02
D/O	67,339.47	16+	13%	8,754.13	76,093.60	36.5835	54.8752	5,707.02
LT	72,739.69	16+	13%	9,456.16	82,195.85	39.5172	59.2759	6,164.69
D/O	67,339.47	16+	13%	8,754.13	76,093.60	36.5835	54.8752	5,707.02
CAPT	74,899.82	16+	13%	9,736.98	84,636.80	40.6908	61.0362	6,347.76
D/O	67,339.47	16+	13%	8,754.13	76,093.60	36.5835	54.8752	5,707.02
D/O	67,339.47	16+	13%	8,754.13	76,093.60	36.5835	54.8752	5,707.02
D/O	67,339.47	16+	13%	8,754.13	76,093.60	36.5835	54.8752	5,707.02
D/O	67,339.47	16+	13%	8,754.13	76,093.60	36.5835	54.8752	5,707.02
D/O	67,339.47	13	10%	6,733.95	74,073.42	35.6122	53.4183	5,555.51
D/O	67,339.47	13	10%	6,733.95	74,073.42	35.6122	53.4183	5,555.51
D/O	67,339.47	13	10%	6,733.95	74,073.42	35.6122	53.4183	5,555.51
LT	72,739.69	13	10%	7,273.97	80,013.66	38.4681	57.7022	6,001.02
D/O	67,339.47	13	10%	6,733.95	74,073.42	35.6122	53.4183	5,555.51
D/O	67,339.47	13	10%	6,733.95	74,073.42	35.6122	53.4183	5,555.51
LT	72,739.69	13	10%	7,273.97	80,013.66	38.4681	57.7022	6,001.02
D/O	67,339.47	13	10%	6,733.95	74,073.42	35.6122	53.4183	5,555.51
D/O	67,339.47	11		1,900.00	67,339.47	32.3747	48.5621	5,050.46
D/O	67,339.47	11		1,900.00	67,339.47	32.3747	48.5621	5,050.46
D/O	67,339.47	11		1,900.00	67,339.47	32.3747	48.5621	5,050.46
D/O	67,339.47	11		1,900.00	67,339.47	32.3747	48.5621	5,050.46
D/O	67,339.47	11		1,900.00	67,339.47	32.3747	48.5621	5,050.46

Rank	Base	Years of Service	Longevity Percentage	Long.	Salary	Hourly Rate	P.T. Rate	Annual P.T.
D/O	67,339.47	11		1,900.00	67,339.47	32.3747	48.5621	5,050.46
D/O	67,339.47	11		1,900.00	67,339.47	32.3747	48.5621	5,050.46
D/O	67,339.47	11		1,900.00	67,339.47	32.3747	48.5621	5,050.46
D/O	67,339.47	11		1,900.00	67,339.47	32.3747	48.5621	5,050.46
D/O	67,339.47	10		1,750.00	67,339.47	32.3747	48.5621	5,050.46
D/O	67,339.47	10		1,750.00	67,339.47	32.3747	48.5621	5,050.46
D/O	67,339.47	10		1,750.00	67,339.47	32.3747	48.5621	5,050.46
D/O	67,339.47	10		1,750.00	67,339.47	32.3747	48.5621	5,050.46
D/O	67,339.47	8		1,450.00	67,339.47	32.3747	48.5621	5,050.46
D/O	67,339.47	8		1,450.00	67,339.47	32.3747	48.5621	5,050.46
D/O	67,339.47	8		1,450.00	67,339.47	32.3747	48.5621	5,050.46
D/O	67,339.47	8		1,450.00	67,339.47	32.3747	48.5621	5,050.46
D/O	67,339.47	8		1,450.00	67,339.47	32.3747	48.5621	5,050.46
D/O	67,339.47	8		1,450.00	67,339.47	32.3747	48.5621	5,050.46
D/O	67,339.47	8		1,450.00	67,339.47	32.3747	48.5621	5,050.46
D/O	67,339.47	8		1,450.00	67,339.47	32.3747	48.5621	5,050.46
D/O	67,339.47	8		1,450.00	67,339.47	32.3747	48.5621	5,050.46
D/O	67,339.47	6		1,150.00	67,339.47	32.3747	48.5621	5,050.46
D/O	67,339.47	6		1,150.00	67,339.47	32.3747	48.5621	5,050.46
D/O	67,339.47	6		1,150.00	67,339.47	32.3747	48.5621	5,050.46
D/O	67,339.47	6		1,150.00	67,339.47	32.3747	48.5621	5,050.46
D/O	67,339.47	6		1,150.00	67,339.47	32.3747	48.5621	5,050.46
D/O	67,339.47	5		1,000.00	67,339.47	32.3747	48.5621	5,050.46
FF	63,019.27	5		1,000.00	63,019.27	30.2977	45.4466	4,726.45
D/O	67,339.47	5		1,000.00	67,339.47	32.3747	48.5621	5,050.46
D/O	67,339.47	5		1,000.00	67,339.47	32.3747	48.5621	5,050.46

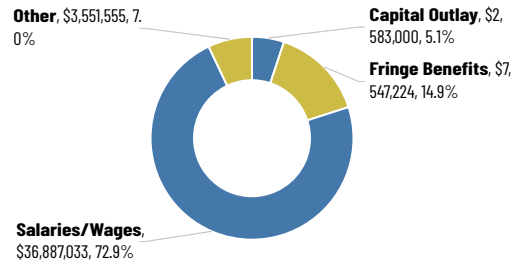
Rank	Base	Years of Service	Longevity Percentage	Long.	Salary	Hourly Rate	P.T. Rate	Annual P.T.
D/O	67,339.47	5		1,000.00	67,339.47	32.3747	48.5621	5,050.46
D/O	67,339.47	5		1,000.00	67,339.47	32.3747	48.5621	5,050.46
D/O	67,339.47	5		1,000.00	67,339.47	32.3747	48.5621	5,050.46
D/O	67,339.47	5		1,000.00	67,339.47	32.3747	48.5621	5,050.46
D/O	67,339.47	5		1,000.00	67,339.47	32.3747	48.5621	5,050.46
D/O	67,339.47	5		1,000.00	67,339.47	32.3747	48.5621	5,050.46
FF	63,019.27	4			63,019.27	30.2977	45.4466	4,726.45
FF	63,019.27	4			63,019.27	30.2977	45.4466	4,726.45
FF	63,019.27	4			63,019.27	30.2977	45.4466	4,726.45
FF	63,019.27	2		95%	59,868.31	28.7828	43.1743	4,490.12
FF	63,019.27	2		95%	59,868.31	28.7828	43.1743	4,490.12
FF	63,019.27	2		95%	59,868.31	28.7828	43.1743	4,490.12
FF	63,019.27	2		95%	59,868.31	28.7828	43.1743	4,490.12
FF	63,019.27	2		95%	59,868.31	28.7828	43.1743	4,490.12
FF	63,019.27	1		90%	56,717.34	27.2680	40.9019	4,253.80
FF	63,019.27	1		90%	56,717.34	27.2680	40.9019	4,253.80
FF	63,019.27	1		90%	56,717.34	27.2680	40.9019	4,253.80
FF	63,019.27	1		90%	56,717.34	27.2680	40.9019	4,253.80
FF	63,019.27	1		85%	53,566.38	25.7531	38.6296	4,017.48
FF	63,019.27	1		85%	53,566.38	25.7531	38.6296	4,017.48
FF	63,019.27	1		85%	53,566.38	25.7531	38.6296	4,017.48
FF	0.00	1		85%	0.00	0.0000	0.0000	0.00
FF	0.00	1		85%	0.00	0.0000	0.0000	0.00
FF	0.00	1		85%	0.00	0.0000	0.0000	0.00

Rank	Base	Years of Service	Longevity Percentage	Long.	Salary	Hourly Rate	P.T. Rate	Annual P.T.
AA	61,200.00				61,200.00			
Salary	7,158,242.49							
Premium	505,962.19							
Longevity	427,500.53							
FICA	117,329.73							
NU FICA	4,681.80							
Total	8,213,716.73							

2023 Budget Expenditures Chart



2024 Budget Expenditures Chart



Personnel	2023 Adopted	2024 Approved
Personnel		
Social Security	116,946	122,012
Severance Pay	85,000	85,000
Medicare Part B Reimb	85,000	85,000
Loss Time And Medical	225,000	225,000
Fire Pension Plan B	1,092,477	978,854
Hearing Aid - Fire	500	500
Clothing Allowance	118,000	118,000
Clothing Maint Allowance	10,000	10,000
College Credits	15,000	15,800
Medical	—	—
Personnel Subtotal	1,747,923	1,640,166
Salaries/Wages		
Salaries And Wages	6,809,743	7,274,783
Signing Bonus	—	—
Overtime	400,000	400,000
Premium	362,100	506,145
Sick Leave/Vaca Buy-Back	150,000	150,000
Salaries/Wages Subtotal	7,721,843	8,330,929
Communications		
Advertising	5,000	5,000
Communications Subtotal	5,000	5,000
Professional Svcs		
Med/Psycholog Evaluation	1,750	2,000
Other Professional Fees	—	—
Arbitration	20,000	20,000
Professional Svcs Subtotal	21,750	22,000
Contracted Services		
Tuition/Training	95,000	95,000

Personnel	2023 Adopted	2024 Approved
Conferences	4,500	4,500
Memberships	3,000	3,790
Misc Contracted Services	5,000	5,000
Administrative Trustee Fee	350	350
Contracted Services Subtotal	107,850	108,640
Utilities		
Sewerage	4,000	—
Water	10,000	—
Heat	17,510	—
Sewer Maint Charges	4,700	—
Utilities Subtotal	36,210	—
Maint And Repairs		
Office Equipment	1,500	—
Vehicular Equipment	180,000	200,000
Building Maintenance	45,000	45,000
Communications Equipment	10,000	10,000
Operations Equipment	20,000	20,000
Maintenance Svc Contract	20,000	20,000
Maint And Repairs Subtotal	276,500	295,000
Supplies		
Educational	25,000	25,000
Software	31,050	40,500
Office	8,000	8,000
Personal Safety	15,000	15,000
Firefighting	17,500	17,500
Wearing Apparel	117,000	117,000
Fire Health And Safety	4,000	4,000
Building Maint Supplies	20,000	20,000
Tools And Hardware	20,000	25,000

Personnel	2023 Adopted	2024 Approved
Tires And Batteries	20,000	20,000
Vehicle Parts And Supplies	—	5,000
Custodial Supplies	10,000	10,000
Data Processing	—	—
Subscriptions	—	2,060
Supplies Subtotal	287,550	309,060
Minor Capital		
Operations Equipment	90,000	50,000
Office Equipmt - Minor Cap	10,000	—
Minor Capital Subtotal	100,000	50,000
Capital Outlay		
Operations Equipment	50,000	240,000
Equipment - Vehicles	—	—
Equipmt - Data Processing	—	—
Building Improvements	40,000	50,000
Lease Purchase	—	—
Motor Vehicle/Equipment	—	—
Capital Outlay Subtotal	90,000	290,000
Total Expenditures	10,394,626	11,050,794

Job Classification	2023 Adopted	2024 Approved	2023 Adopted	2024 Approved
Fire Chief	1	1	115,000	117,300
Senior Deputy Chief	1	1	100,000	102,000
Deputy Chief	1	1	95,000	96,900
Deputy Chief of Training	1	1	94,000	95,880
Administrative Assistant I	1	1	60,000	61,200
Total Management	5	5	464,000	473,280
Battalion Chief	4	4	329,478	351,240
Captain	4	4	316,869	338,547
Lieutenant	8	8	610,002	653,202
Firefighter Driver/ Operator	56	62	3,729,741	4,390,533
Firefighter I	6	9	315,836	551,419
Firefighter-Probationary	16	4	721,200	226,869
Firefighter Trainee	6	3	251,238	160,699
Post 2014 Longevity				52,900
Firefighter Inspector	1	1	71,379	76,094
Total Bargaining Unit	101	95	6,345,743	6,801,503
Overtime			400,000	400,000
Premium			362,100	506,145
FICA			116,945	122,012
Total Fringe Benefits			116,945	122,012
Severance Pay			85,000	85,000
Medicare - Part B			85,000	85,000
Sick Leave Buy-Back			150,000	150,000
Hearing Aids			500	500
Fire Pension Plan			1,092,477	978,854
Clothing Allowance			118,000	118,000
Clothing Maint.			10,000	10,000
Loss Time & Med			225,000	225,000
Total Miscellaneous			1,780,977	1,668,154
TOTAL	106	103	9,469,765	9,971,094

Account	2020 Actual	2021 Actual	2022 Actual	2023 Budget	2024 Budget
Personnel					
Social Security					
419001 Social Security	105,575	109,119	111,777	116,946	122,012
Social Security Subtotal	105,575	109,119	111,777	116,946	122,012
Severance Pay					
419005 Severance Pay	50,607	18,935	13,703	85,000	85,000
Severance Pay Subtotal	50,607	18,935	13,703	85,000	85,000
Medicare Part B Reimb					
419007 Medicare - Part B	96,700	103,745	116,187	85,000	85,000
Medicare Part B Reimb Subtotal	96,700	103,745	116,187	85,000	85,000
Loss Time And Medical					
419012 Loss Time And Medical	163,047	159,872	235,248	225,000	225,000
Loss Time And Medical Subtotal	163,047	159,872	235,248	225,000	225,000
Fire Pension Plan B					
419023 Fire Pension Plan B	442,406	942,365	1,092,477	1,092,477	978,854
Fire Pension Plan B Subtotal	442,406	942,365	1,092,477	1,092,477	978,854
Hearing Aid - Fire					
419027 Hearing Aid - Fire	—	—	—	500	500
Hearing Aid - Fire Subtotal	—	—	—	500	500
Clothing Allowance					
419028 Clothing Allowance	89,732	63,826	77,422	118,000	118,000
Clothing Allowance Subtotal	89,732	63,826	77,422	118,000	118,000
Clothing Maint Allowance					
419029 Clothing Maint Allowance	6,090	6,533	10,591	10,000	10,000
Clothing Maint Allowance Subtotal	6,090	6,533	10,591	10,000	10,000
College Credits					
419049 College Credits	12,800	12,800	14,600	15,000	15,800
College Credits Subtotal	12,800	12,800	14,600	15,000	15,800
Medical					
419002 Medical	2,700,595	2,211,114	—	—	—
Medical Subtotal	2,700,595	2,211,114	—	—	—
Personnel Subtotal	3,667,551	3,628,310	1,672,005	1,747,923	1,640,166
Salaries/Wages					
Salaries And Wages					
414000 Salaries And Wages	5,710,660	6,035,647	6,341,862	6,809,743	7,274,783
Salaries And Wages Subtotal	5,710,660	6,035,647	6,341,862	6,809,743	7,274,783

Account		2020 Actual	2021 Actual	2022 Actual	2023 Budget	2024 Budget
Signing Bonus						
414002	Signing Bonus	202,500	—	—	—	—
Overtime						
Signing Bonus Subtotal		202,500	—	—	—	—
416000	Overtime	730,185	901,079	785,114	400,000	400,000
Overtime Subtotal		730,185	901,079	785,114	400,000	400,000
Premium						
416001	Fire Premium	378,890	399,459	402,140	362,100	506,145
Premium Subtotal		378,890	399,459	402,140	362,100	506,145
Sick Leave/Vaca Buy-Back						
417000	Sick Leave/Vacat Buy-Back	191,185	159,949	161,059	150,000	150,000
Sick Leave/Vaca Buy-Back Subtotal		191,185	159,949	161,059	150,000	150,000
Salaries/Wages Subtotal		7,213,421	7,496,134	7,690,176	7,721,843	8,330,929
Communications						
Advertising						
420010	Advertising Services	1,873	—	—	5,000	5,000
Advertising Subtotal		1,873	—	—	5,000	5,000
Communications Subtotal		1,873	—	—	5,000	5,000
Professional Svcs						
Med/Psycholog Evaluation						
421016	Med/Psycholog Evaluation	2,450	1,224	1,000	1,750	2,000
Med/Psycholog Evaluation Subtotal		2,450	1,224	1,000	1,750	2,000
Arbitration						
421070	Arbitration Services	2,181	16,797	135	20,000	20,000
Arbitration Subtotal		2,181	16,797	135	20,000	20,000
Professional Svcs Subtotal		4,631	18,021	1,135	21,750	22,000
Contracted Services						
Tuition/Training						
429001	Tuition/Training	75,695	94,695	85,067	95,000	95,000
Conferences						
429016	Conferences	—	2,641	1,298	4,500	4,500
Conferences Subtotal		—	2,641	1,298	4,500	4,500
Memberships						
429017	Memberships	2,629	3,140	2,441	3,000	3,790
Memberships Subtotal		2,629	3,140	2,441	3,000	3,790

Account	2020 Actual	2021 Actual	2022 Actual	2023 Budget	2024 Budget
Misc Contracted Services					
429090 Misc Contracted Services	31,547	5,853	2,731	5,000	5,000
Misc Contracted Services Subtotal	31,547	5,853	2,731	5,000	5,000
Tuition/Training Subtotal	75,695	94,695	85,067	95,000	95,000
Administrative Trustee Fee					
429009 Administrative Trustee Fee	305	335	244	350	350
Administrative Trustee Fee Subtotal	305	335	244	350	350
Contracted Services Subtotal	110,175	106,664	91,780	107,850	108,640
Utilities					
Sewerage					
422000 Sewer Usage Charges	3,595	2,683	3,332	4,000	—
Sewerage Subtotal	3,595	2,683	3,332	4,000	—
Water					
422010 Water	9,790	7,741	8,852	10,000	—
Water Subtotal	9,790	7,741	8,852	10,000	—
Heat					
422030 Heat	11,841	12,562	17,649	17,510	—
Heat Subtotal	11,841	12,562	17,649	17,510	—
Sewer Maint Charges					
422080 Sewerage Maint Charges	507	4,592	4,732	4,700	—
Sewer Maint Charges Subtotal	507	4,592	4,732	4,700	—
Utilities Subtotal	25,733	27,577	34,565	36,210	—
Maint And Repairs					
Office Equipment					
425000 Office Equipment	1,127	1,210	983	1,500	—
Office Equipment Subtotal	1,127	1,210	983	1,500	—
Vehicular Equipment					
425010 Vehicular Equip-Repairs/Maint	185,472	169,030	176,199	180,000	200,000
Vehicular Equipment Subtotal	185,472	169,030	176,199	180,000	200,000
Building Maintenance					
425030 Building Maintenance	42,868	38,588	17,213	45,000	45,000
Building Maintenance Subtotal	42,868	38,588	17,213	45,000	45,000
Communications Equipment					
425050 Communications Equipment	4,519	5,646	5,505	10,000	10,000
Communications Equipment Subtotal	4,519	5,646	5,505	10,000	10,000

Account	2020 Actual	2021 Actual	2022 Actual	2023 Budget	2024 Budget
Operations Equipment					
425060 Operations Equip-Repair/Maint	7,880	14,398	17,687	20,000	20,000
Operations Equipment Subtotal	7,880	14,398	17,687	20,000	20,000
Maintenance Svc Contract					
425090 Maintenance Svc Contract	10,035	12,512	13,103	20,000	20,000
Maintenance Svc Contract Subtotal	10,035	12,512	13,103	20,000	20,000
Maint And Repairs Subtotal	251,901	241,384	230,690	276,500	295,000
Supplies					
Educational					
430001 Educational	12,580	9,001	17,869	25,000	25,000
Educational Subtotal	12,580	9,001	17,869	25,000	25,000
Software					
430002 Software	14,898	14,936	—	31,050	40,500
Software Subtotal	14,898	14,936	—	31,050	40,500
Office					
430009 Office Supplies	4,485	7,440	6,678	8,000	8,000
Office Subtotal	4,485	7,440	6,678	8,000	8,000
Personal Safety					
430012 Personal Safety	21,395	12,518	11,341	15,000	15,000
Personal Safety Subtotal	21,395	12,518	11,341	15,000	15,000
Firefighting					
430013 Firefighting	16,958	18,255	21,628	17,500	17,500
Firefighting Subtotal	16,958	18,255	21,628	17,500	17,500
Wearing Apparel					
430014 Wearing Apparel	15,093	43,325	11,773	117,000	117,000
Wearing Apparel Subtotal	15,093	43,325	11,773	117,000	117,000
Fire Health And Safety					
430020 Fire Health And Safety	3,451	3,365	3,228	4,000	4,000
Fire Health And Safety Subtotal	3,451	3,365	3,228	4,000	4,000
Building Maint Supplies					
430029 Building Maint Supplies	7,959	9,405	13,030	20,000	20,000
Building Maint Supplies Subtotal	7,959	9,405	13,030	20,000	20,000
Tools And Hardware					
430042 Tools And Hardware	23,684	21,957	14,917	20,000	25,000
Tools And Hardware Subtotal	23,684	21,957	14,917	20,000	25,000

Account	2020 Actual	2021 Actual	2022 Actual	2023 Budget	2024 Budget
Tires And Batteries					
430051 Tires And Batteries	8,391	11,600	11,366	20,000	20,000
Tires And Batteries Subtotal	8,391	11,600	11,366	20,000	20,000
Vehicle Parts And Supplies					
430052 Veh/Equip Parts And Supplies	7,644	7,508	3,463	—	5,000
Vehicle Parts And Supplies Subtotal	7,644	7,508	3,463	—	5,000
Custodial Supplies					
430011 Custodial Supplies	13,737	7,385	3,524	10,000	10,000
Custodial Supplies Subtotal	13,737	7,385	3,524	10,000	10,000
Data Processing					
430008 Data Processing	—	—	10,280	—	—
Data Processing Subtotal	—	—	10,280	—	—
Subscriptions					
430003 Subscriptions	—	—	—	—	2,060
Subscriptions Subtotal	—	—	—	—	2,060
Supplies Subtotal	150,274	166,694	129,097	287,550	309,060
Minor Capital					
Operations Equipment					
439060 Operations Equip - Minor Cap	—	21,969	37,203	90,000	50,000
Operations Equipment Subtotal	—	21,969	37,203	90,000	50,000
Office Equipmt - Minor Cap					
439015 Office Equipmt - Minor Cap	—	—	—	10,000	—
Office Equipmt - Minor Cap Subtotal	—	—	—	10,000	—
Minor Capital Subtotal	—	21,969	37,203	100,000	50,000
Capital Outlay					
Operations Equipment					
453000 Operations Equip - Capital	156,889	—	—	50,000	240,000
Operations Equipment Subtotal	156,889	—	—	50,000	240,000
Equipmt - Data Processing					
453051 Equipmt - Data Processing	—	—	5,543	—	—
Equipmt - Data Processing Subtotal	—	—	5,543	—	—
Building Improvements					
452008 Building Improvements	38,300	—	21,488	40,000	50,000
Building Improvements Subtotal	38,300	—	21,488	40,000	50,000

Account	2020 Actual	2021 Actual	2022 Actual	2023 Budget	2024 Budget
Lease Purchase					
453049 Lease Purchase	43,980	—	—	—	—
Lease Purchase Subtotal	43,980	—	—	—	—
Capital Outlay Subtotal	239,169	—	27,031	90,000	290,000
Total Expenditures	11,664,729	11,706,751	9,913,681	10,394,626	11,050,794

Codes




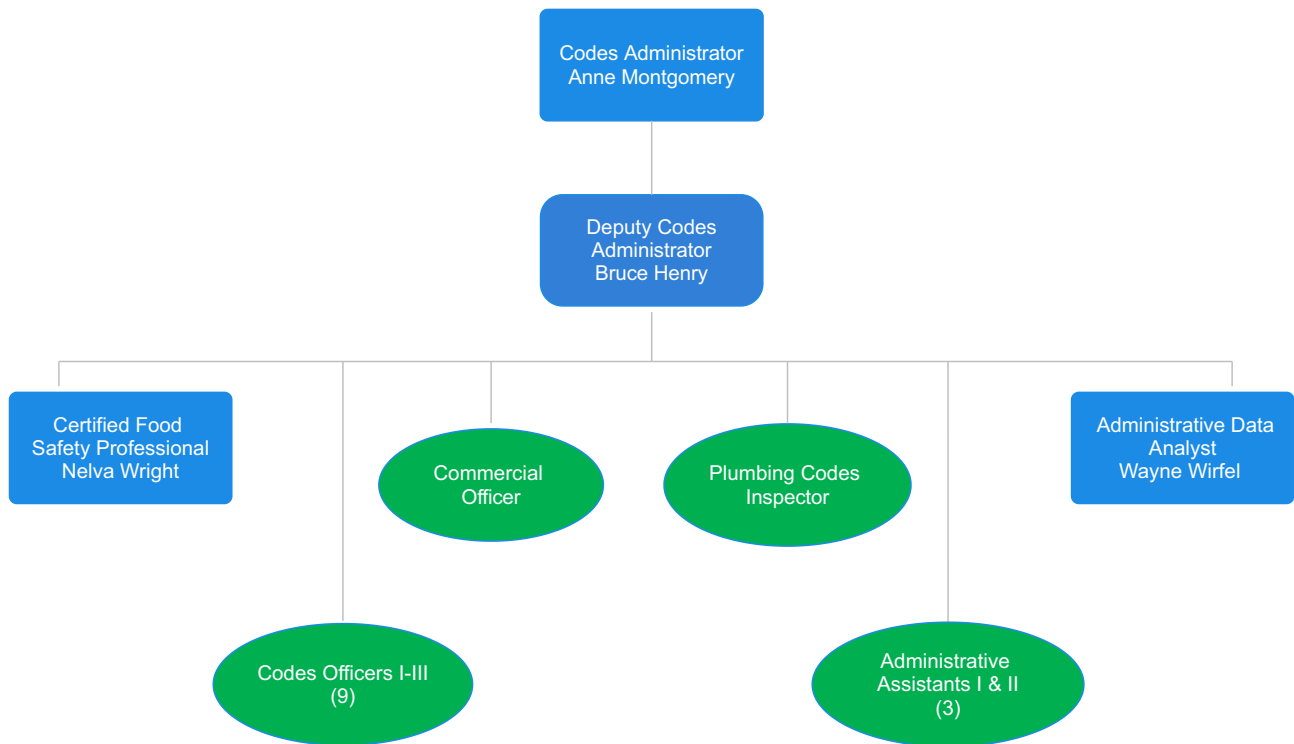
Department Description

The Bureau of Codes is responsible for the enforcement of building construction, electrical standards, plumbing, health and sanitation, and property maintenance codes for residential and commercial structures.

The Bureau processes all permits relating to building construction, electrical and plumbing work, as well as assisting with zoning compliance. The Bureau also issues licenses for electricians, plumbers, and rooming houses. The building, electrical and plumbing inspectors perform progressive inspections on new construction, rehabilitation, and alteration projects.

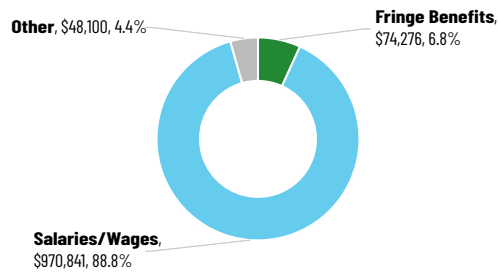
The Building Inspector enforces the building codes on all construction activity for new construction and rehabilitation work on all commercial and residential structures. The Codes Enforcement Officers inspect for code violations in existing structures and vacant lots, including but not limited to, high grass and weeds, sanitation, plumbing, heating, electrical, vector problems and structural violations.

The Bureau of Codes also oversees the Rental Ordinance requirements and processes.



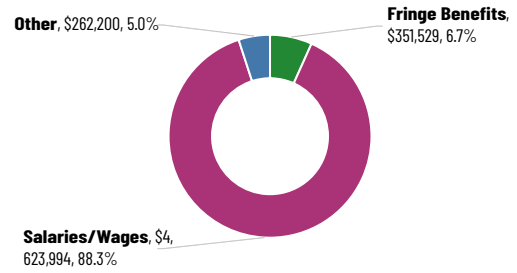
Position	Anniversary/D.O.H.			End of Year Salary	Grade/Step Increase	Annual Increase	Long.	Salary	Lump Sum	FICA	Fringe Benefits	Total	
CODES ADMINISTRATOR	3	19	2007	\$ 78,000.00	0.00	1,560.00	0.00	79,560.00	0.00	6,087.00	0.00	85,647.00	
DEPUTY CODES ADMINISTRATOR	4	11	2022	\$ 70,000.00	0.00	1,400.00	0.00	71,400.00	0.00	5,463.00	0.00	76,863.00	
ADMINISTRATIVE DATA ANALYST	10	17	2019	\$ 54,000.00	0.00	1,080.00	0.00	55,350.00	0.00	4,235.00	0.00	59,585.00	
CERTIFIED FOOD SAFETY PROFESSIONAL	12	14	2015	\$ 77,362.00	0.00	1,547.24	0.00	78,909.00	0.00	6,037.00	0.00	84,946.00	
MANAGEMENT TOTALS				.	279,362.00	0.00	5,587.24	0.00	285,219.00	0.00	21,822.00	0.00	307,041.00
ADMINISTRATIVE ASSISTANT I					\$ 43,991.95	0.00	1,319.75	0.00	45,312.00	0.00	3,467.00	0.00	48,779.00
ADMINISTRATIVE ASSISTANT I	8	1	2022	\$ 45,330.82	1,428.31	1,359.92	0.00	48,119.00	0.00	3,682.00	0.00	51,801.00	
ADMINISTRATIVE ASSISTANT I	1	25	2016	\$ 43,991.95	1,379.04	1,319.75	0.00	46,691.00	0.00	3,572.00	0.00	50,263.00	
CODES ENFORCEMENT OFFICER I	1	8	2018	\$ 53,029.43	0.00	1,590.88	0.00	54,620.00	0.00	4,179.00	0.00	58,799.00	
CODES ENFORCEMENT OFFICER I	7	28	2014	\$ 53,029.43	0.00	1,590.88	0.00	54,620.00	0.00	4,179.00	0.00	58,799.00	
CODES ENFORCEMENT OFFICER I	11	30	2020	\$ 53,029.43	0.00	1,590.88	0.00	54,620.00	0.00	4,179.00	0.00	58,799.00	
CODES ENFORCEMENT OFFICER I	11	8	2021	\$ 53,029.43	0.00	1,590.88	0.00	54,620.00	0.00	4,179.00	0.00	58,799.00	
CODES ENFORCEMENT OFFICER I	11	13	2023	\$ 49,729.99	1,491.89	1,674.60	0.00	52,896.00	0.00	4,047.00	0.00	56,943.00	
CODES ENFORCEMENT OFFICER I	7	17	2023	\$ 49,729.99	1,491.89	1,674.60	0.00	52,896.00	0.00	4,047.00	0.00	56,943.00	
CODES ENFORCEMENT OFFICER IV	4	30	2018	\$ 58,163.19	0.00	1,744.90	0.00	59,908.00	0.00	4,583.00	0.00	64,491.00	
CODES ENFORCEMENT OFFICER II	6	26	2017	\$ 54,703.01	0.00	1,641.09	0.00	56,344.00	0.00	4,311.00	0.00	60,655.00	
CODES ENFORCEMENT OFFICER III	2	16	1999	\$ 58,163.19	0.00	1,744.90	547.03	60,455.00	0.00	4,625.00	0.00	65,080.00	
COMMERCIAL CODES OFFICAL I	5	14	2018	\$ 58,163.19	0.00	1,744.90	0.00	59,908.00	0.00	4,583.00	0.00	64,491.00	
PLUMBING INSPECTOR II	8	12	2002	\$ 58,163.19	0.00	1,744.90	531.10	60,439.00	0.00	4,624.00	0.00	65,063.00	
BARGAINING UNIT TOTALS					732,248.19	5,791.13	22,332.83	1,078.13	761,448.00	0.00	58,257.00	0.00	819,705.00
TOTAL					1,011,610.19	5,791.13	27,920.07	1,078.13	1,046,667.00	0.00	80,079.00	0.00	1,126,746.00
								1,000.00	0.00	77.00	0.00	1,077.00	
								1,047,667.00	0.00	80,156.00	0.00	1,127,823.00	

2023 Budget Expenditures Chart



Personnel	2023 Adopted	2024 Approved
Personnel		
Social Security	74,276	80,156
Medical	—	—
Personnel Subtotal	74,276	80,156
Salaries/Wages		
Salaries And Wages	969,841	1,046,667
Overtime	1,000	1,000
Temporary	—	—
Signing Bonus	—	—
Salaries/Wages Subtotal	970,841	1,047,667
Communications		
Advertising	1,300	1,300
Printing	3,000	3,000
Communications Subtotal	4,300	4,300
Professional Svcs		
Legal	5,500	5,500
Medical Lab Service	250	250
Consulting	4,000	4,000
Stenographer	2,500	2,500
Professional Svcs Subtotal	12,250	12,250
Contracted Services		
Tuition/Training	10,500	13,000
Memberships	1,150	1,500
Travel	1,000	1,000
Contracted Services Subtotal	12,650	15,500
Supplies		
Educational	3,000	6,400
Office	3,400	1,300
Wearing Apparel	10,000	10,000

2024 Budget Expenditures Chart



Personnel	2023 Adopted	2024 Approved
Tools And Hardware	2,500	3,000
Software	—	—
Supplies Subtotal	18,900	20,700
Minor Capital		
Office Equipmt - Minor Cap	—	15,000
Minor Capital Subtotal	—	15,000
Total Expenditures	1,093,217	1,195,573

Job Classification	2023 Adopted	2024 Approved	2023 Adopted	2024 Approved
Codes Administrator	1	1	78,000	79,560
Deputy Codes Administrator	1	1	70,000	71,400
Certified Food Safety Professional	1	1	77,362	78,909
Administrative Data Analyst	1	1	54,000	55,350
Total Management	4	4	279,362	285,219
Codes Enforcement Off. IV	0	0	58,163	59,908
Codes Enforcement Off. III	1	1	58,163	60,455
Codes Enforcement Off. II	1	2	54,703	56,344
Codes Enforcement Off. I	7	6	311,578	324,272
Plumbing Inspector II	1	1	58,163	60,439
Administrative Assistant I	0	3	133,315	140,122
Administrative Assistant II	3	2	0	0
Commercial Codes Official I	1	1	58,163	59,908
Total Bargaining Unit	14	16	732,248	761,448

Job Classification	2023 Adopted	2024 Approved	2023 Adopted	2024 Approved
Overtime			1,000	1,000
FICA			69,528	80,156
Concessions			0	0
Total Fringe Benefits			69,528	80,156
TOTAL	18	20	1,082,138	1,127,823

Account	2020 Actual	2021 Actual	2022 Actual	2023 Budget	2024 Budget
Personnel					
Social Security					
419001 Social Security	54,587	60,577	62,102	74,276	80,156
Social Security Subtotal	54,587	60,577	62,102	74,276	80,156
Medical					
419002 Medical	212,252	203,846	—	—	—
Medical Subtotal	212,252	203,846	—	—	—
Personnel Subtotal	266,839	264,423	62,102	74,276	80,156
Salaries/Wages					
Salaries And Wages					
414000 Salaries And Wages	732,112	792,788	819,881	969,841	1,046,667
Salaries And Wages Subtotal	732,112	792,788	819,881	969,841	1,046,667
Overtime					
416000 Overtime	1,661	3,326	5,588	1,000	1,000
Overtime Subtotal	1,661	3,326	5,588	1,000	1,000
Temporary					
415000 Temporary	1,779	6,767	1,348	—	—
Temporary Subtotal	1,779	6,767	1,348	—	—
Signing Bonus					
414002 Signing Bonus	—	—	6,000	—	—
Signing Bonus Subtotal	—	—	6,000	—	—
Salaries/Wages Subtotal	735,552	802,881	832,816	970,841	1,047,667
Communications					
Advertising					
420010 Advertising Services	—	112	94	1,300	1,300
Advertising Subtotal	—	112	94	1,300	1,300
Printing					
420020 Printing Services	1,075	737	565	3,000	3,000
Printing Subtotal	1,075	737	565	3,000	3,000
Communications Subtotal	1,075	849	659	4,300	4,300
Professional Svcs					
Legal					
421010 Legal Services	706	630	—	5,500	5,500
Legal Subtotal	706	630	—	5,500	5,500
Medical Lab Service					
421015 Medical Lab Service	—	—	—	250	250
Medical Lab Service Subtotal	—	—	—	250	250

Account	2020 Actual	2021 Actual	2022 Actual	2023 Budget	2024 Budget
Consulting					
421030 Consulting / Prof Services	—	—	—	4,000	4,000
Consulting Subtotal	—	—	—	4,000	4,000
Stenographer					
421060 Stenographer	270	—	—	2,500	2,500
Stenographer Subtotal	270	—	—	2,500	2,500
Professional Svcs Subtotal	976	630	—	12,250	12,250
Contracted Services					
Tuition/Training					
429001 Tuition/Training	4,728	6,340	5,779	10,500	13,000
Tuition/Training Subtotal	4,728	6,340	5,779	10,500	13,000
Memberships					
429017 Memberships	685	505	145	1,150	1,500
Memberships Subtotal	685	505	145	1,150	1,500
Travel					
429015 Travel	—	—	—	1,000	1,000
Travel Subtotal	—	—	—	1,000	1,000
Contracted Services Subtotal	5,413	6,845	5,924	12,650	15,500
Supplies					
Educational					
430001 Educational	478	1,708	1,225	3,000	6,400
Educational Subtotal	478	1,708	1,225	3,000	6,400
Office					
430009 Office Supplies	2,489	4,052	3,644	3,400	1,300
Office Subtotal	2,489	4,052	3,644	3,400	1,300
Wearing Apparel					
430014 Wearing Apparel	5,192	3,219	3,856	10,000	10,000
Wearing Apparel Subtotal	5,192	3,219	3,856	10,000	10,000
Tools And Hardware					
430042 Tools And Hardware	1,682	1,017	1,187	2,500	3,000
Tools And Hardware Subtotal	1,682	1,017	1,187	2,500	3,000
Supplies Subtotal	9,842	9,997	9,911	18,900	20,700

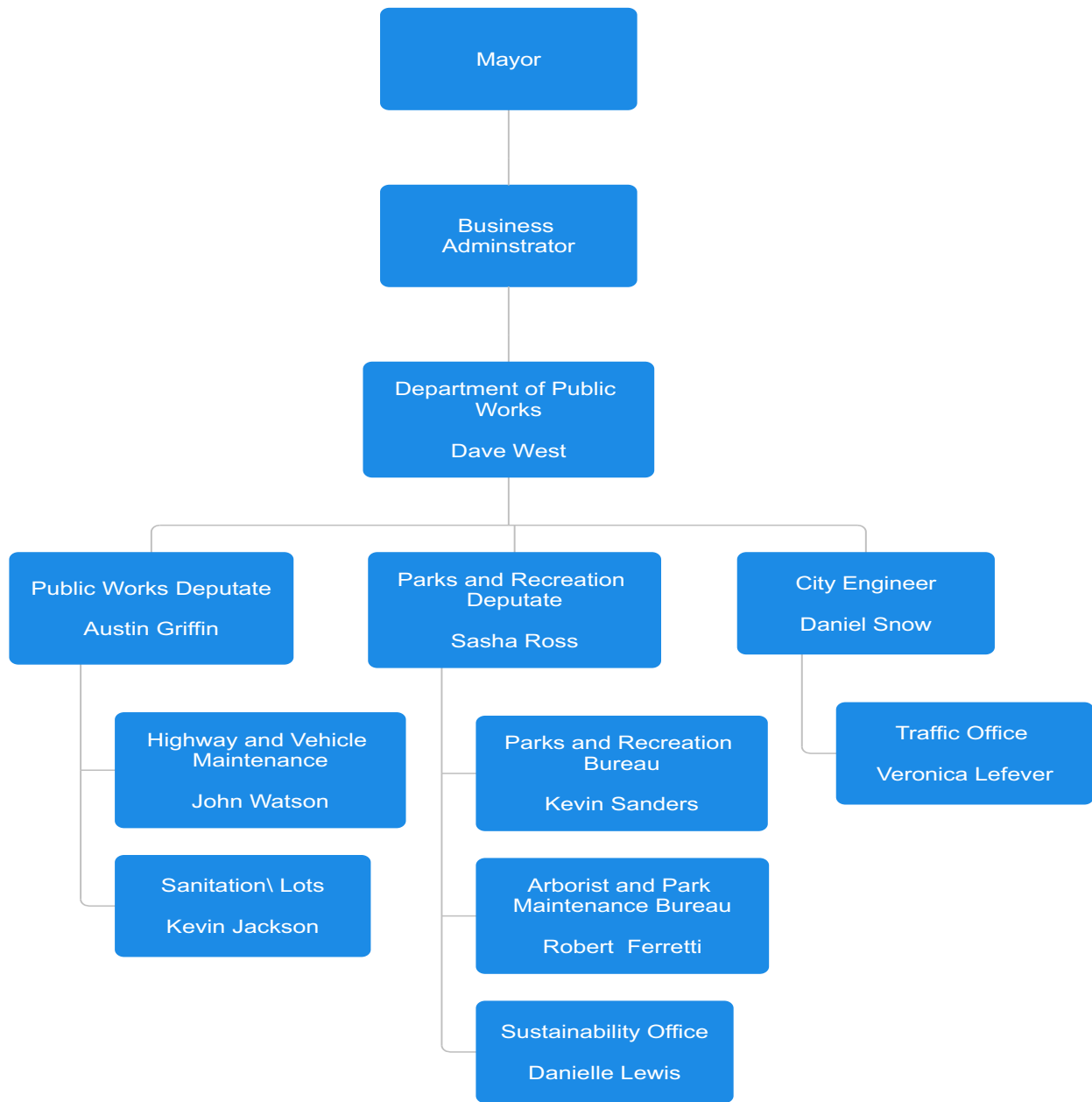
Account	2020 Actual	2021 Actual	2022 Actual	2023 Budget	2024 Budget
Minor Capital					
Office Equipmt - Minor Cap					
439015 Office Equipmt - Minor Cap	—	—	3,311	—	15,000
Office Equipmt - Minor Cap Subtotal	—	—	3,311	—	15,000
Minor Capital Subtotal	—	—	3,311	—	15,000
Total Expenditures	1,019,696	1,085,625	914,724	1,093,217	1,195,573

Department of Public Works



Major Category Department Summary

Department	2020 Actual	2021 Actual	2022 Actual	2023 Budget	2024 Budget
Traffic & Engineering	1,734,341	1,834,236	1,773,063	2,978,428	3,699,372
Vehicle Maintenance Center	1,871,402	2,185,497	2,039,747	3,449,820	3,673,289
Parks, Recreation and Enrichment	1,647,453	3,307,211	2,158,716	4,018,907	1,545,613
Total Expenditures	5,253,196	7,326,944	5,971,526	10,447,155	8,918,274



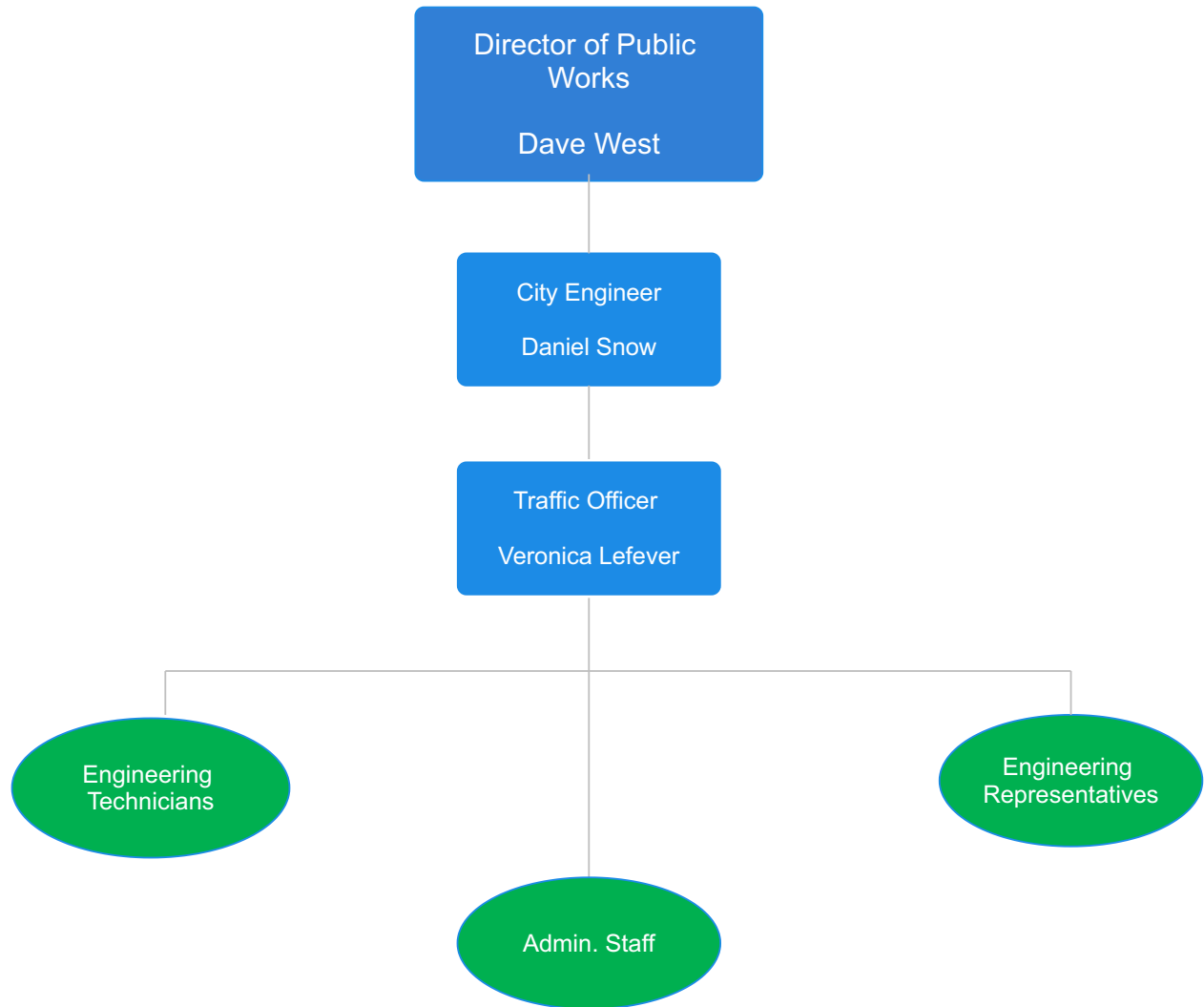
Traffic & Engineering



Department Description

The Bureau of Traffic and Engineering, headed by the City Engineer, provides professional engineering services for the maintenance of City streets and utility systems. The Office also ensures the construction of City streets and utility systems are in accordance with City ordinance, state laws, and sound engineering practices. This office also maintains signalized intersections, streetlight repair, and the installation of all traffic control signs as well as the City's GIS System and manages capital improvement projects for the City.

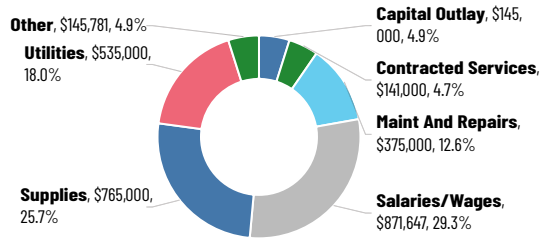
Traffic and Engineering





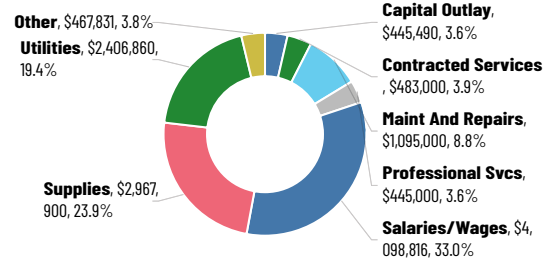
Position	Anniversary/D.O.H.			End of Year Salary	Grade/Step Increase	Annual Increase	Long.	Salary	Lump Sum	FICA	Fringe Benefits	Total
PROJECT MANAGER				\$ 82,000.00	0.00	1,640.00	0.00	83,640.00	0.00	6,398.46	0.00	90,038.46
ADMINISTRATOR FOR PARKING	7	1	2015	\$ 68,300.00	0.00	1,366.00	0.00	69,666.00	0.00	5,329.45	0.00	74,995.45
TRAFFIC SIGNAL AND STREETLIGHT MANAGER	5	8	2017	\$ 71,000.00	0.00	1,420.00	0.00	72,420.00	0.00	5,540.13	0.00	77,960.13
CITY ENGINEER	7	10	2023	\$ 140,000.00	0.00	2,800.00	0.00	142,800.00	0.00	10,924.20	0.00	153,724.20
MANAGEMENT TOTALS				361,300.00	0.00	7,226.00	0.00	368,526.00	0.00	28,192.24	0.00	396,718.24
ADMINISTRATIVE ASSISTANT I	6	23	1980	\$ 46,717.53	0.00	1,401.52	934.35	49,053.40	0.00	3,752.59	0.00	52,805.99
TRAFFIC ENGINEERING TECHNICIAN I	9	12	2022	\$ 43,991.95	1,379.04	1,319.75	0.00	46,690.74	0.00	3,571.84	0.00	50,262.58
TRAFFIC ENGINEERING TECHNICIAN I				\$ 46,717.53	0.00	1,401.52	0.00	48,119.05	0.00	3,681.11	0.00	51,800.16
TRAFFIC ENGINEERING TECHNICIAN I				\$ 46,717.53	0.00	1,401.52	0.00	48,119.05	0.00	3,681.11	0.00	51,800.16
TRAFFIC ENGINEERING TECHNICIAN I	8	7	2023	\$ 43,991.95	1,379.04	1,319.76	0.00	46,690.75	0.00	3,571.84	0.00	50,262.59
TRAFFIC ENGINEERING TECHNICIAN II	2	27	2023	\$ 46,717.53	1,526.77	1,401.53	0.00	49,645.83	0.00	3,797.91	0.00	53,443.73
TRAFFIC ENGINEERING TECHNICIAN IV	2	27	2023	\$ 53,029.43	1,723.79	1,590.88	0.00	56,344.10	0.00	4,310.32	0.00	60,654.43
ENGINEER'S REPRESENTATIVE I	5	24	2021	\$ 51,355.82	0.00	1,540.67	0.00	52,896.49	0.00	4,046.58	0.00	56,943.07
ENGINEER'S REPRESENTATIVE I	9	6	2016	\$ 51,355.82	0.00	1,540.67	0.00	52,896.49	0.00	4,046.58	0.00	56,943.07
SIGN SHOP TECHNICIAN I				\$ 43,991.95	0.00	1,319.75	0.00	45,311.70	0.00	3,466.35	0.00	48,778.05
BARGAINING UNIT TOTALS				474,587.04	6,008.64	14,237.57	934.35	495,767.60	0.00	37,926.22	0.00	533,693.82
TOTAL				835,887.04	6,008.64	21,463.57	934.35	864,293.60	0.00	66,118.46	0.00	930,412.06
								40,000.00	0.00	3,060.00	0.00	43,060.00
								904,293.60	0.00	69,178.46	0.00	973,472.06

2023 Budget Expenditures Chart



Personnel	2023 Adopted	2024 Approved
Fringe Benefits		
Social Security	66,681	69,178
Medical	0	0
Fringe Benefits Subtotal	66,681	69,178
Salaries/Wages		
Salaries And Wages	831,647	864,294
Overtime	40,000	40,000
Salaries/Wages Subtotal	871,647	904,294
Communications		
Advertising	0	300
Telecommunications	3,600	3,600
Postage	500	500
Communications Subtotal	4,100	4,400
Professional Svcs		
Consulting	75,000	250,000
Other Professional Fees	0	0
Professional Svcs Subtotal	75,000	250,000
Contracted Services		
Office Equipment	0	1,000
Other Rentals	25,000	25,000
Uniform Rentals	6,000	7,000
Tuition/Training	35,000	52,000
Memberships	0	1,500
Permits And/Or Fees	0	0
Misc Contracted Services	75,000	90,000
Travel	0	0
Contracted Services Subtotal	141,000	176,500
Utilities		
Sewerage	15,000	15,000

2024 Budget Expenditures Chart



Personnel	2023 Adopted	2024 Approved
Water	35,000	35,000
Electricity	250,000	275,000
Heat	150,000	150,000
Power - Street Lights	80,000	100,000
Sewer Maint Charges	5,000	5,000
Utilities Subtotal	535,000	580,000
Maint And Repairs		
Traffic Control/Response	200,000	200,000
Street Lights	160,000	100,000
Building Maintenance	15,000	15,000
Maintenance Svc Contract	0	0
Maint And Repairs Subtotal	375,000	315,000
Supplies		
Software	20,000	30,000
Office	5,000	5,000
Personal Safety	0	10,000
Wearing Apparel	10,000	10,000
Street Signs	100,000	130,000
Traffic Control	150,000	250,000
Tools And Hardware	25,000	80,000
Vehicle Parts And Supplies	0	0
Street Lights	450,000	600,000
Misc Supplies And Expense	0	15,000
Custodial Supplies	5,000	5,000
Supplies Subtotal	765,000	1,135,000
Minor Capital		
Office Equipmt - Minor Cap	0	0
Operations Equipment	0	120,000
Minor Capital Subtotal	0	120,000

Personnel	2023 Adopted	2024 Approved
Capital Outlay		
Operations Equipment	75,000	75,000
Lease Purchase	20,000	20,000
Equipment - Other	50,000	50,000
Streetlights	0	0
Capital Outlay Subtotal	145,000	145,000
Total Expenditures	2,978,428	3,699,372

Job Classification	2023 Adopted	2024 Approved	2023 Adopted	2024 Approved
City Engineer	1	1	140,000	142,800
Administrator for Parking	1	1	68,300	69,666
Project Manager	1	1	82,000	83,640
Traffic Signal & Streetlight Mng.	1	1	71,000	72,420
Total Management	4	4	361,300	368,526
Engineer's Representative I	1	2	102,711	105,792

Job Classification	2023 Adopted	2024 Approved	2023 Adopted	2024 Approved
Engineer's Representative II	1	0	0	0
Administrative Assistant I	1	1	46,718	49,053
Traffic Engineering Technician I	4	4	181,419	189,620
Traffic Engineering Technician II	2	1	46,718	49,646
Traffic Engineering Technician IV	1	1	53,029	56,344
Sign Shop Technician I	0	1	43,992	45,312
Total Bargaining Unit	10	10	474,586	495,767
Overtime			40,000	40,000
FICA			54,109	69,178
Concessions			0	0
Total Fringe Benefits			54,109	69,178
TOTAL	14	14	929,995	973,471

Account	2020 Actual	2021 Actual	2022 Actual	2023 Budget	2024 Budget
Fringe Benefits					
Social Security					
419001 Social Security	49,064	49,498	41,672	66,681	69,178
Social Security Subtotal	49,064	49,498	41,672	66,681	69,178
Medical					
419002 Medical	251,073	168,441	0	0	0
Medical Subtotal	251,073	168,441	0	0	0
Fringe Benefits Subtotal	300,137	217,939	41,672	66,681	69,178
Salaries/Wages					
Salaries And Wages					
414000 Salaries And Wages	638,238	637,724	542,362	831,647	864,294
Salaries And Wages Subtotal	638,238	637,724	542,362	831,647	864,294
Overtime					
416000 Overtime	21,896	21,173	13,214	40,000	40,000
Overtime Subtotal	21,896	21,173	13,214	40,000	40,000
Salaries/Wages Subtotal	660,133	658,897	555,576	871,647	904,294
Communications					
Advertising					
420010 Advertising Services	20	0	0	0	300
Advertising Subtotal	20	0	0	0	300
Telecommunications					
420040 Telecommunications Svcs	0	0	0	3,600	3,600
Telecommunications Subtotal	0	0	0	3,600	3,600
Postage					
420050 Postage	0	0	40	500	500
Postage Subtotal	0	0	40	500	500
Communications Subtotal	20	0	40	4,100	4,400
Professional Svcs					
Consulting					
421030 Consulting / Prof Services	38,106	0	196,322	75,000	250,000
Consulting Subtotal	38,106	0	196,322	75,000	250,000
Other Professional Fees					
421050 Other Professional Services	1,873	36,097	0	0	0
Other Professional Fees Subtotal	1,873	36,097	0	0	0
Professional Svcs Subtotal	39,979	36,097	196,322	75,000	250,000

Account	2020 Actual	2021 Actual	2022 Actual	2023 Budget	2024 Budget
Contracted Services					
Office Equipment					
424050 Office Equipment	0	0	0	0	1,000
Office Equipment Subtotal	0	0	0	0	1,000
Other Rentals					
424060 Other Rentals	807	208	0	25,000	25,000
Other Rentals Subtotal	807	208	0	25,000	25,000
Uniform Rentals					
424061 Uniform Rentals	3,256	3,010	1,947	6,000	7,000
Uniform Rentals Subtotal	3,256	3,010	1,947	6,000	7,000
Tuition/Training					
429001 Tuition/Training	9,180	23,065	10,040	35,000	52,000
Tuition/Training Subtotal	9,180	23,065	10,040	35,000	52,000
Memberships					
429017 Memberships	0	0	7,500	0	1,500
Memberships Subtotal	0	0	7,500	0	1,500
Permits And/Or Fees					
429018 Permits And/Or Fees	500	(21)	0	0	0
Permits And/Or Fees Subtotal	500	(21)	0	0	0
Misc Contracted Services					
429090 Misc Contracted Services	24,927	47,871	8,582	75,000	90,000
Misc Contracted Services Subtotal	24,927	47,871	8,582	75,000	90,000
Travel					
429015 Travel	0	0	41	0	0
Travel Subtotal	0	0	41	0	0
Contracted Services Subtotal	38,670	74,133	28,109	141,000	176,500
Utilities					
Sewerage					
422000 Sewer Usage Charges	11,751	10,203	12,457	15,000	15,000
Sewerage Subtotal	11,751	10,203	12,457	15,000	15,000
Water					
422010 Water	28,141	25,976	28,872	35,000	35,000
Water Subtotal	28,141	25,976	28,872	35,000	35,000
Electricity					
422020 Electricity	191,535	185,306	190,961	250,000	275,000
Electricity Subtotal	191,535	185,306	190,961	250,000	275,000

Account		2020 Actual	2021 Actual	2022 Actual	2023 Budget	2024 Budget
Heat						
422030	Heat	83,084	91,568	107,400	150,000	150,000
Heat Subtotal		83,084	91,568	107,400	150,000	150,000
Power - Street Lights						
422060	Power - Street Lights	33,582	50,652	61,611	80,000	100,000
Power - Street Lights Subtotal		33,582	50,652	61,611	80,000	100,000
Sewer Maint Charges						
422080	Sewerage Maint Charges	91	2,770	4,595	5,000	5,000
Sewer Maint Charges Subtotal		91	2,770	4,595	5,000	5,000
Utilities Subtotal		348,185	366,475	405,896	535,000	580,000
Maint And Repairs						
Traffic Control/Response						
425020	Traffic Control/Response	39,124	118,325	103,341	200,000	200,000
Traffic Control/Response Subtotal		39,124	118,325	103,341	200,000	200,000
Street Lights						
425021	Street Lights	8,585	8,198	23,821	160,000	100,000
Street Lights Subtotal		8,585	8,198	23,821	160,000	100,000
Building Maintenance						
425030	Building Maintenance	0	0	0	15,000	15,000
Building Maintenance Subtotal		0	0	0	15,000	15,000
Maintenance Svc Contract						
425090	Maintenance Svc Contract	0	20	0	0	0
Maintenance Svc Contract Subtotal		0	20	0	0	0
Maint And Repairs Subtotal		47,709	126,543	127,162	375,000	315,000
Supplies						
Software						
430002	Software	10,926	19,909	680	20,000	30,000
Software Subtotal		10,926	19,909	680	20,000	30,000
Office						
430009	Office Supplies	1,153	2,427	1,398	5,000	5,000
Office Subtotal		1,153	2,427	1,398	5,000	5,000
Personal Safety						
430012	Personal Safety	0	0	0	0	10,000
Personal Safety Subtotal		0	0	0	0	10,000
Wearing Apparel						
430014	Wearing Apparel	0	819	865	10,000	10,000
Wearing Apparel Subtotal		0	819	865	10,000	10,000

Account	2020 Actual	2021 Actual	2022 Actual	2023 Budget	2024 Budget
Street Signs					
430033 Street Sign	26,960	22,981	61,077	100,000	130,000
Street Signs Subtotal	26,960	22,981	61,077	100,000	130,000
Traffic Control					
430034 Traffic Control	26,706	57,580	57,140	150,000	250,000
Traffic Control Subtotal	26,706	57,580	57,140	150,000	250,000
Tools And Hardware					
430042 Tools And Hardware	4,247	14,098	8,252	25,000	80,000
Tools And Hardware Subtotal	4,247	14,098	8,252	25,000	80,000
Street Lights					
430056 Street Lights	199,318	182,839	288,874	450,000	600,000
Street Lights Subtotal	199,318	182,839	288,874	450,000	600,000
Misc Supplies And Expense					
430099 Misc Supplies And Expense	0	0	0	0	15,000
Misc Supplies And Expense Subtotal	0	0	0	0	15,000
Custodial Supplies					
430011 Custodial Supplies	237	2,828	0	5,000	5,000
Custodial Supplies Subtotal	237	2,828	0	5,000	5,000
Supplies Subtotal	269,547	303,481	418,286	765,000	1,135,000
Minor Capital					
Office Equipmt - Minor Cap					
439015 Office Equipmt - Minor Cap	5,665	2,847	0	0	0
Office Equipmt - Minor Cap Subtotal	5,665	2,847	0	0	0
Operations Equipment					
439060 Operations Equip - Minor Cap	16,350	0	0	0	120,000
Operations Equipment Subtotal	16,350	0	0	0	120,000
Minor Capital Subtotal	22,015	2,847	0	0	120,000
Capital Outlay					
Operations Equipment					
453000 Operations Equip - Capital	0	0	0	75,000	75,000
Operations Equipment Subtotal	0	0	0	75,000	75,000
Lease Purchase					
453049 Lease Purchase	0	0	0	20,000	20,000
Lease Purchase Subtotal	0	0	0	20,000	20,000

Account		2020 Actual	2021 Actual	2022 Actual	2023 Budget	2024 Budget
Equipment - Other						
453099	Equipment - Other	7,946	47,825	0	50,000	50,000
Equipment - Other Subtotal		7,946	47,825	0	50,000	50,000
Capital Outlay Subtotal		7,946	47,825	0	145,000	145,000
Total Expenditures		1,734,341	1,834,236	1,773,063	2,978,428	3,699,372

Vehicle Maintenance Center

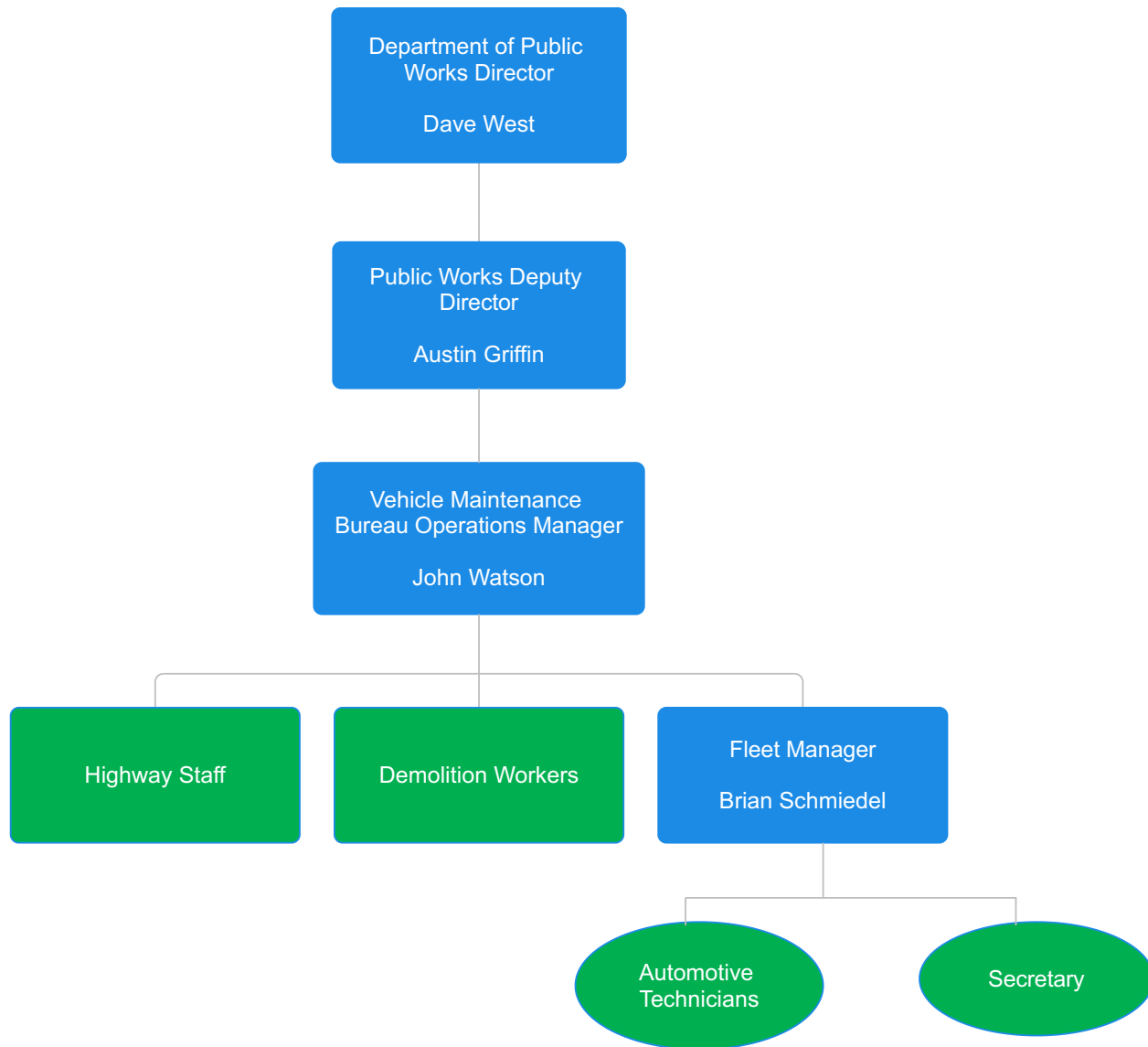


Department Description

The Bureau of Fleet Management is responsible for the administration, maintenance, and repair of the City's vehicular equipment fleet. The fleet consists of over 300 vehicles and pieces of equipment ranging from tractor trailers, articulated wheel loaders, fire apparatus, motorcycles and police vehicles, to small equipment such as tractors and lawnmowers.

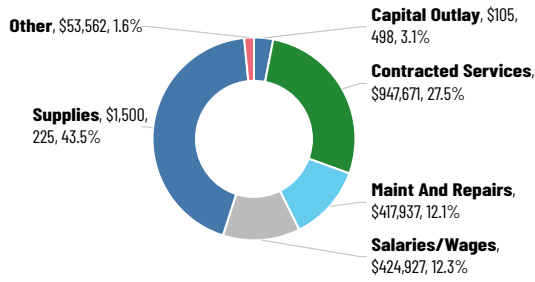
The administration of the Bureau includes, preparation of the annual budget submission, equipment specifying, titling, licensing, maintaining of state inspection records, surplus disposal, and the scheduled maintenance and repair of all City-owned vehicles. Other associated activities include, but are not limited to, the maintaining of automated reports/records; a parts and supply inventory; a fuels/lubricants management program; and the testing and evaluation of programs, such as alternate fuels, to determine the feasibility of adoption for City operations. The Bureau has also adopted a new program to keep computerized records to help maintain efficiency in the fleet.

Vehicle Maintenance Center



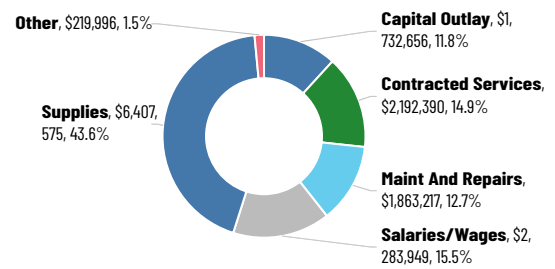
Position	Anniversary/D.O.H.			End of Year Salary	Grade/Step Increase	Annual Increase	Long.	Salary	Lump Sum	FICA	Fringe Benefits	Total
FLEET MANAGER-BUREAU OF VEHICLE MAINTENANCE	5	1	2023	\$ 70,000.00	0.00	1,400.00	0.00	71,400.00	0.00	5,463.00	0.00	76,863.00
DIRECTOR(PUBLIC WORKS) 15%	9	27	2022	\$ 19,890.00	0.00	397.80	0.00	20,288.00	0.00	1,553.00	0.00	21,841.00
MANAGEMENT				89,890.00	0.00	1,797.80	0.00	91,688.00	0.00	7,016.00	0.00	98,704.00
SHOP FOREMAN	12	12	2022	\$ 54,703.01	1,767.78	1,694.12	0.00	58,165.00	0.00	4,450.00	0.00	62,615.00
ADMINISTRATIVE ASSISTANT II	11	30	2020	\$ 48,199.84	0.00	1,445.99	0.00	49,646.00	0.00	3,798.00	0.00	53,444.00
PARTS PERSON II	11	2	2015	\$ 49,729.99	0.00	1,491.89	0.00	51,222.00	0.00	3,919.00	0.00	55,141.00
AUTOMOTIVE MECHANIC II	12	9	2020	\$ 51,355.82	0.00	1,540.67	0.00	52,896.00	0.00	4,047.00	0.00	56,943.00
AUTOMOTIVE MECHANIC II	10	10	2023	\$ 48,199.84	1,576.05	1,445.99	0.00	51,222.00	0.00	3,919.00	0.00	55,141.00
AUTOMOTIVE MECHANIC II	6	20	2023	\$ 48,199.84	1,576.05	1,445.99	0.00	51,222.00	0.00	3,919.00	0.00	55,141.00
AUTOMOTIVE MECHANIC IV				\$ 53,029.43	0.00	1,590.88	0.00	54,620.00	0.00	4,179.00	0.00	58,799.00
AUTOMOTIVE MECHANIC IV				\$ 53,029.43	0.00	1,590.88	0.00	54,620.00	0.00	4,179.00	0.00	58,799.00
BARGAINING UNIT TOTALS				406,447.20	4,919.88	12,246.41	0.00	423,613.00	0.00	32,410.00	0.00	456,023.00
TOTAL				496,337.20	4,919.88	14,044.21	0.00	515,301.00	0.00	39,426.00	0.00	554,727.00
								12,000.00	0.00	918.00	0.00	12,918.00
								527,301.00	0.00	40,344.00	0.00	567,645.00

2023 Budget Expenditures Chart



Personnel	2023 Adopted	2024 Approved
Fringe Benefits		
Social Security	32,512	40,344
Medical	0	0
Fringe Benefits Subtotal	32,512	40,344
Salaries/Wages		
Salaries And Wages	412,927	515,301
Overtime	12,000	12,000
Salaries/Wages Subtotal	424,927	527,301
Communications		
Printing	1,050	1,050
Communications Subtotal	1,050	1,050
Contracted Services		
Other Rentals	900,000	1,000,000
Uniform Rentals	10,000	10,000
Tuition/Training	13,869	13,869
Nuisance	1,000	1,000
Permits And/Or Fees	6,300	6,300
Towing	12,000	12,000
Misc Contracted Services	1,500	1,500
Office Equipment	3,002	3,002
Contracted Services Subtotal	947,671	1,047,671
Maint And Repairs		
Vehicular Equipment	300,000	260,000
Damaged Auto Body Repair	100,000	100,000
Building Maintenance	10,000	10,000
Operations Equip-Repair/Maint	135	200
Maintenance Svc Contract	4,800	6,000

2024 Budget Expenditures Chart



Personnel	2023 Adopted	2024 Approved
Office Equipment	3,002	0
Maint And Repairs Subtotal	417,937	376,200
Supplies		
Educational	250	250
Personal Safety	9,125	9,125
Tires And Batteries	125,000	150,000
Vehicle Parts And Supplies	325,000	400,000
Tools And Hardware	24,000	24,000
Software	77,800	77,800
Office Supplies	750	750
Firefighting	4,000	4,000
Chemicals	9,300	9,300
Motor Fuels/Lubricants	925,000	860,000
Residential Trash Toters	0	0
Supplies Subtotal	1,500,225	1,535,225
Minor Capital		
Vehicular Equipment	20,000	20,000
Minor Capital Subtotal	20,000	20,000
Capital Outlay		
Equipment - Vehicles	75,000	75,000
Lease Purchase	0	0
Operations Equip - Capital	0	0
Building Improvements	30,498	50,498
Capital Outlay Subtotal	105,498	125,498
Other		
Interest Payment	0	0
Other Subtotal	0	0
Total Expenditures	3,449,820	3,673,289

Job Classification	2023 Adopted	2024 Approved	2023 Adopted	2024 Approved
Fleet Manager	1	1	70,000	71,400
Public Works Director	0.15	0.15	19,890	20,288
Total Management	1.15	1.15	89,890	91,688
Shop Foreman	1	1	54,703	58,165
Administrative Assistant	0	1	48,200	49,646
Secretary I	1	0	0	0
Parts Person II	1	1	49,730	51,222
Automotive Mechanic I	2	0	96,400	0

Job Classification	2023 Adopted	2024 Approved	2023 Adopted	2024 Approved
Automotive Mechanic II	1	3	51,356	155,340
Automotive Mechanic IV	2	2	106,058	109,240
Total Bargaining Unit	8	8	406,447	423,613
Overtime			12,000	12,000
FICA			28,356	40,344
Concessions			0	0
Total Fringe Benefits			28,356	40,344
TOTAL	10.15	9.15	446,803	565,847

Account	2020 Actual	2021 Actual	2022 Actual	2023 Budget	2024 Budget
Fringe Benefits					
Social Security					
419001 Social Security	24,607	22,277	18,741	32,512	40,344
Social Security Subtotal	24,607	22,277	18,741	32,512	40,344
Medical					
419002 Medical	174,440	146,903	0	0	0
Medical Subtotal	174,440	146,903	0	0	0
Fringe Benefits Subtotal	199,047	169,179	18,741	32,512	40,344
Salaries/Wages					
Salaries And Wages					
414000 Salaries And Wages	322,944	291,931	223,570	412,927	515,301
Salaries And Wages Subtotal	322,944	291,931	223,570	412,927	515,301
Overtime					
416000 Overtime	5,655	3,209	2,797	12,000	12,000
Overtime Subtotal	5,655	3,209	2,797	12,000	12,000
Salaries/Wages Subtotal	328,599	295,140	226,367	424,927	527,301
Communications					
Printing					
420020 Printing Services	1,184	406	787	1,050	1,050
Printing Subtotal	1,184	406	787	1,050	1,050
Communications Subtotal	1,184	406	787	1,050	1,050
Contracted Services					
Other Rentals					
424060 Other Rentals	0	0	409,283	900,000	1,000,000
Other Rentals Subtotal	0	0	409,283	900,000	1,000,000
Uniform Rentals					
424061 Uniform Rentals	4,182	4,326	2,824	10,000	10,000
Uniform Rentals Subtotal	4,182	4,326	2,824	10,000	10,000
Tuition/Training					
429001 Tuition/Training	4,007	817	622	13,869	13,869
Tuition/Training Subtotal	4,007	817	622	13,869	13,869
Nuisance					
429005 Nuisance	0	0	0	1,000	1,000
Nuisance Subtotal	0	0	0	1,000	1,000
Permits And/Or Fees					
429018 Permits And/Or Fees	0	5,100	0	6,300	6,300
Permits And/Or Fees Subtotal	0	5,100	0	6,300	6,300

Account		2020 Actual	2021 Actual	2022 Actual	2023 Budget	2024 Budget
Towing						
429060	Towing	2,763	3,112	1,349	12,000	12,000
Towing Subtotal		2,763	3,112	1,349	12,000	12,000
Misc Contracted Services						
429090	Misc Contracted Services	0	0	98	1,500	1,500
Misc Contracted Services Subtotal		0	0	98	1,500	1,500
Office Equipment						
424050	Office Equipment	1,606	1,752	1,752	3,002	3,002
Office Equipment Subtotal		1,606	1,752	1,752	3,002	3,002
Contracted Services Subtotal		12,558	15,107	415,928	947,671	1,047,671
Maint And Repairs						
Vehicular Equipment						
425010	Vehicular Equip-Repairs/Maint	195,871	159,577	249,963	300,000	260,000
Vehicular Equipment Subtotal		195,871	159,577	249,963	300,000	260,000
Damaged Auto Body Repair						
425015	Damaged Auto Body Repair	54,012	40,608	12,428	100,000	100,000
Damaged Auto Body Repair Subtotal		54,012	40,608	12,428	100,000	100,000
Building Maintenance						
425030	Building Maintenance	7,779	738	13,443	10,000	10,000
Building Maintenance Subtotal		7,779	738	13,443	10,000	10,000
Operations Equip-Repair/Maint						
425060	Operations Equip-Repair/Maint	0	100	100	135	200
Operations Equip-Repair/Maint Subtotal		0	100	100	135	200
Maintenance Svc Contract						
425090	Maintenance Svc Contract	3,439	1,964	3,312	4,800	6,000
Maintenance Svc Contract Subtotal		3,439	1,964	3,312	4,800	6,000
Office Equipment						
425000	Office Equipment	0	0	0	3,002	0
Office Equipment Subtotal		0	0	0	3,002	0
Maint And Repairs Subtotal		261,101	202,986	279,245	417,937	376,200
Supplies						
Educational						
430001	Educational	132	0	0	250	250
Educational Subtotal		132	0	0	250	250
Personal Safety						
430012	Personal Safety	5,095	3,851	1,474	9,125	9,125
Personal Safety Subtotal		5,095	3,851	1,474	9,125	9,125

Account	2020 Actual	2021 Actual	2022 Actual	2023 Budget	2024 Budget
Tires And Batteries					
430051 Tires And Batteries	72,036	68,120	66,675	125,000	150,000
Tires And Batteries Subtotal	72,036	68,120	66,675	125,000	150,000
Vehicle Parts And Supplies					
430052 Veh/Equip Parts And Supplies	240,009	226,226	193,750	325,000	400,000
Vehicle Parts And Supplies Subtotal	240,009	226,226	193,750	325,000	400,000
Tools And Hardware					
430042 Tools And Hardware	21,570	5,044	0	24,000	24,000
Tools And Hardware Subtotal	21,570	5,044	0	24,000	24,000
Software					
430002 Software	5,331	3,563	3,716	77,800	77,800
Software Subtotal	5,331	3,563	3,716	77,800	77,800
Office Supplies					
430009 Office Supplies	216	522	371	750	750
Office Supplies Subtotal	216	522	371	750	750
Firefighting					
430013 Firefighting	1,746	2,248	0	4,000	4,000
Firefighting Subtotal	1,746	2,248	0	4,000	4,000
Chemicals					
430037 Chemicals	6,168	5,285	784	9,300	9,300
Chemicals Subtotal	6,168	5,285	784	9,300	9,300
Motor Fuels/Lubricants					
430050 Motor Fuels/Lubricants	422,772	586,980	770,283	925,000	860,000
Motor Fuels/Lubricants Subtotal	422,772	586,980	770,283	925,000	860,000
Supplies Subtotal	775,075	901,839	1,037,054	1,500,225	1,535,225
Minor Capital					
Vehicular Equipment					
439030 Vehicular Equip - Minor Cap	0	13,414	8,042	20,000	20,000
Vehicular Equipment Subtotal	0	13,414	8,042	20,000	20,000
Minor Capital Subtotal	0	13,414	8,042	20,000	20,000
Capital Outlay					
Equipment - Vehicles					
453004 Vehicles	0	0	38,250	75,000	75,000
Equipment - Vehicles Subtotal	0	0	38,250	75,000	75,000
Lease Purchase					
453049 Lease Purchase	281,839	513,049	0	0	0
Lease Purchase Subtotal	281,839	513,049	0	0	0

Account	2020 Actual	2021 Actual	2022 Actual	2023 Budget	2024 Budget
Operations Equip - Capital					
453000 Operations Equip - Capital	11,454	23,595	15,332	0	0
Operations Equip - Capital Subtotal	11,454	23,595	15,332	0	0
Building Improvements					
452008 Building Improvements	0	50,498	0	30,498	50,498
Building Improvements Subtotal	0	50,498	0	30,498	50,498
Capital Outlay Subtotal	293,293	587,142	53,582	105,498	125,498
Other					
Interest Payment					
447030 Interest Payment	546	284	0	0	0
Interest Payment Subtotal	546	284	0	0	0
Other Subtotal	546	284	0	0	0
Total Expenditures	1,871,402	2,185,497	2,039,747	3,449,820	3,673,289

Parks, Recreation and Enrichment

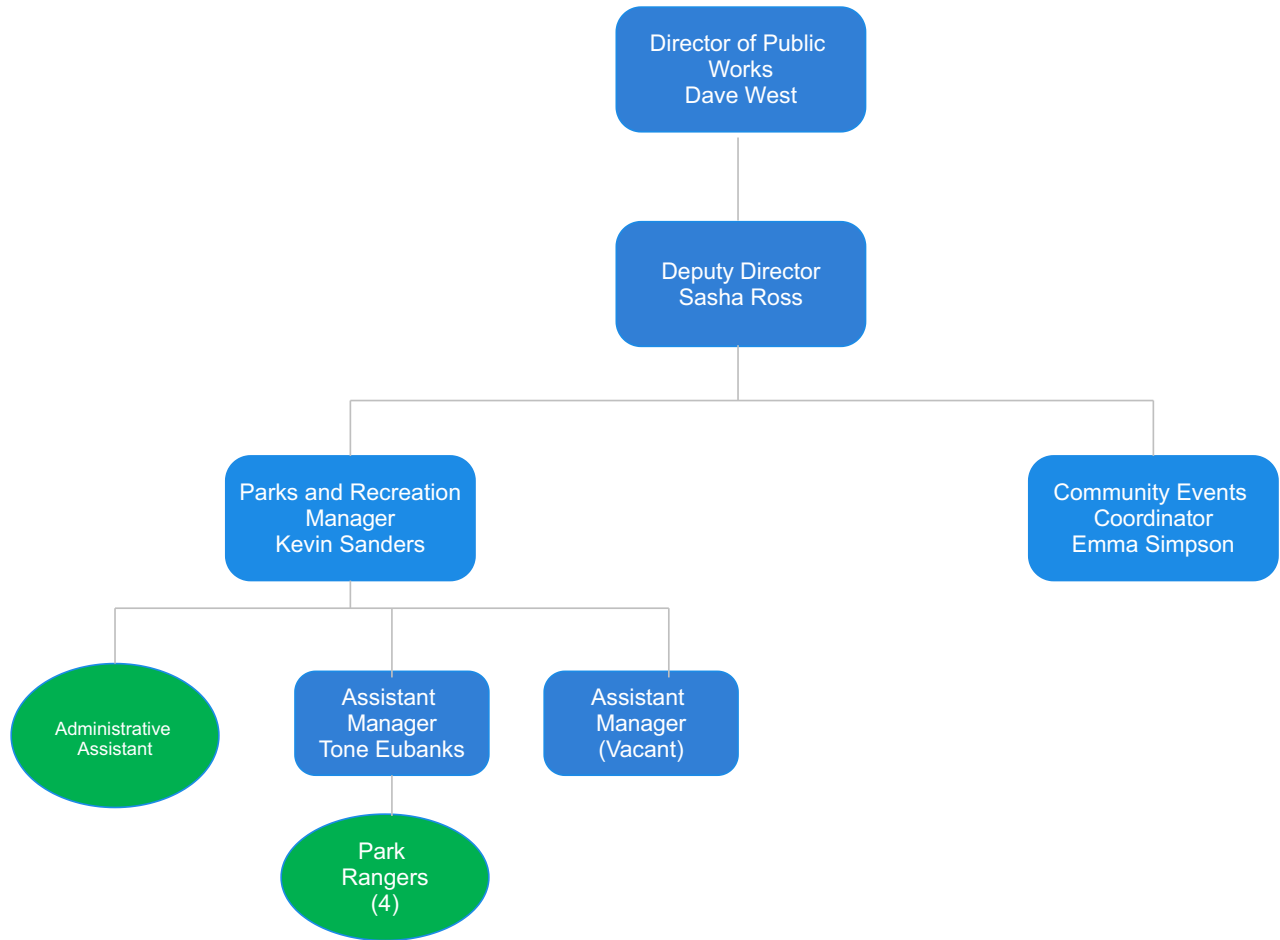


Department Description

Harrisburg Parks and Recreation is responsible for providing free events and programs for city residents such as the After-School Program, Summer Program, Movie Nights, Halloween Bash at the Brownstone, Winter Wonderland, and many more. The department handles all reservations and events being held in the parks by outside organizations and groups, which includes processing payment of rental fees, managing liability paperwork, and providing logistical support for the venue and renter. Events such as concerts, walks/runs, charity fundraisers, birthdays, reunions, and more have been facilitated by the department. The department specializes in acquiring sponsorships for city events and programs as well as maintaining a robust social media presence.

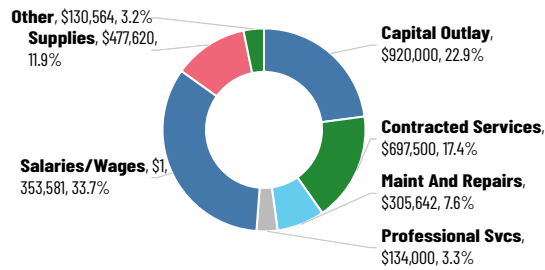
Parks and Recreation utilizes Park Rangers to keep the parks safe with daily patrols. The Rangers work alongside the Harrisburg Police Department and provide residents with an opportunity to share their concerns and ideas with a direct representative of the city. The Rangers aid city residents, tourists, and park renters providing security, traffic control, and answering any questions or concerns they may have.

At all levels the Parks, Recreation and Enrichment seeks to maintain the green spaces within the city and improve the experiences of all those in the community who use them.



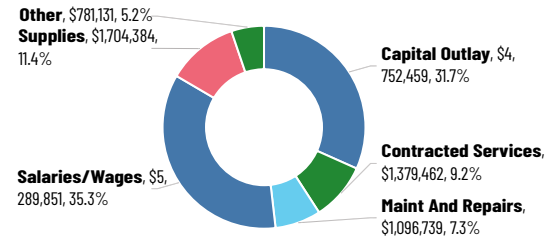
Position	Anniversary/D.O.H.			End of Year Salary	Grade/Step Increase	Annual Increase	Long.	Salary	Lump Sum	FICA	Fringe Benefits	Total
DEPUTY DIRECTOR (50%)	10	31	2016	39,000.00	0.00	3,500.00	0.00	42,500.00	0.00	3,252.00	0.00	45,752.00
PARKS AND RECREATION MANAGER	10	6	2014	64,952.00	0.00	1,299.04	0.00	66,251.04	0.00	5,069.00	0.00	71,320.04
PARKS AND RECREATION ASSISTANT MANAGER	6	14	2021	52,020.00	0.00	1,040.40	0.00	53,060.40	0.00	4,060.00	0.00	57,120.40
PARKS AND REC ASSISTANT MANAGER				50,000.00	0.00	0.00	0.00	50,000.00	0.00	3,825.00	0.00	53,825.00
COMMUNITY EVENT COORDINATOR	6	5	2023	50,000.00	0.00	1,000.00	0.00	51,000.00	0.00	3,902.00	0.00	54,902.00
MANAGEMENT TOTALS				255,972.00	0.00	6,839.44	0.00	262,811.44	0.00	20,108.00	0.00	282,919.44
PARK RANGER	7	5	2023	\$ 41,553.23	1,231.32	1,246.60	0.00	44,031.15	0.00	3,369.00	0.00	47,400.15
PARK RANGER	10	18	2021	\$ 43,991.95	0.00	1,319.75	0.00	45,311.70	0.00	3,467.00	0.00	48,778.70
PARK RANGER	4	10	2023	\$ 41,553.23	1,231.32	1,246.60	0.00	44,031.15	0.00	3,369.00	0.00	47,400.15
PARK RANGER	10	23	2023	\$ 41,553.23	1,231.32	1,246.60	0.00	44,031.15	0.00	3,369.00	0.00	47,400.15
PARKS AND RECREATION ASSISTANT II	12	28	2016	\$ 49,729.99	0.00	1,491.90	0.00	51,221.89	0.00	3,919.00	0.00	55,140.89
BARGAINING UNIT TOTALS				218,381.63	3,693.96	6,551.44	0.00	228,627.03	0.00	17,493.00	0.00	246,120.03
TOTAL				474,353.63	3,693.96	13,390.88	0.00	491,438.47	0.00	37,601.00	0.00	529,039.47
TEMPORARY STAFF				\$ -	0.00	0.00	0.00	350,000.00	0.00	26,775.00	0.00	376,775.00
								30,000.00	0.00	2,295.00	0.00	32,295.00
								871,438.47	0.00	66,675.00	0.00	938,113.47

2023 Budget Expenditures Chart



Personnel	2023 Adopted	2024 Approved
Fringe Benefits		
Social Security	103,564	66,675
Medical	0	0
Fringe Benefits Subtotal	103,564	66,675
Salaries/Wages		
Salaries And Wages	1,070,185	491,438
Temporary	253,396	350,000
Overtime	30,000	30,000
Signing Bonus	0	0
Salaries/Wages Subtotal	1,353,581	871,438
Communications		
Advertising	6,000	6,000
Communications Subtotal	6,000	6,000
Professional Svcs		
Consulting	134,000	35,000
Professional Svcs Subtotal	134,000	35,000
Contracted Services		
Web/Software Services	8,000	9,500
Other Rentals	75,000	75,000
Tuition/Training	24,000	24,000
Travel	40,000	45,000
Misc Contracted Services	550,500	100,000
Administrative Trustee Fee	0	0
Memberships	0	2,000
Contracted Services Subtotal	697,500	255,500
Utilities		
Sewerage Maint Charges	0	0
Utilities Subtotal	0	0

2024 Budget Expenditures Chart



Personnel	2023 Adopted	2024 Approved
Maint And Repairs		
Building Maintenance	34,500	0
Pools/Recreation Equipmt	10,000	10,000
Maintenance Svc Contract	261,142	0
Maint And Repairs Subtotal	305,642	10,000
Supplies		
Office	9,000	0
Wearing Apparel	15,000	10,000
Building Maint Supplies	70,820	0
Chemicals	23,000	23,000
Playground/Pool Supplies	210,000	170,000
Tools And Hardware	15,000	0
Misc Supplies And Expense	113,300	80,000
Custodial Supplies	17,000	0
Firefighting	4,500	0
Office Supplies	0	9,000
Supplies Subtotal	477,620	292,000
Minor Capital		
Office Equipmt - Minor Cap	11,000	9,000
Buildings And Structures	10,000	0
Minor Capital Subtotal	21,000	9,000
Capital Outlay		
Buildings And Structures	0	0
Pool Improvements	50,000	0
Operations Equipment	0	0
Equipment - Other	0	0

Personnel	2023 Adopted	2024 Approved
Improvement-Playground	0	0
Building Improvements	870,000	0
Broad St Mkt Fire Loss Restore	0	0
Capital Outlay Subtotal	920,000	0
Total Expenditures	4,018,907	1,545,613

Job Classification	2023 Adopted	2024 Approved	2023 Adopted	2024 Approved
Total Management	5.50	4.50	255,972	262,811
Park Ranger	5	4	168,652	177,405
Parks And Recreation Assistant II	1	1	49,730	51,222
Total Bargaining Unit	6.00	5.00	218,382	228,627
Temporary Employees			200,000	350,000
Overtime			30,000	30,000
FICA			90,552	66,675
Concessions			0	0
Total Fringe Benefits			90,552	66,675
TOTAL	11.50	9.50	794,906	938,113

Job Classification	2023 Adopted	2024 Approved	2023 Adopted	2024 Approved
Deputy Director (50%)	0.50	0.50	39,000	42,500
Parks And Recreation Manager	3	1	64,952	66,251
Parks And Recreation Assistant Manager	1	1	52,020	53,060
Parks And Recreation Assistant Manager	1	1	50,000	50,000
Community Event Coordinator	0	1	50,000	51,000

Account		2020 Actual	2021 Actual	2022 Actual	2023 Budget	2024 Budget
Fringe Benefits						
Social Security						
419001	Social Security	46,411	57,179	82,670	103,564	66,675
Social Security Subtotal		46,411	57,179	82,670	103,564	66,675
Medical						
419002	Medical	217,165	292,414	0	0	0
Medical Subtotal		217,165	292,414	0	0	0
Fringe Benefits Subtotal		263,576	349,593	82,670	103,564	66,675
Salaries/Wages						
Salaries And Wages						
414000	Salaries And Wages	591,773	678,221	799,234	1,070,185	491,438
Temporary						
415000	Temporary	0	65,861	270,794	253,396	350,000
Overtime						
416000	Overtime	28,006	16,090	17,369	30,000	30,000
Salaries And Wages Subtotal		591,773	678,221	799,234	1,070,185	491,438
Temporary Subtotal		0	65,861	270,794	253,396	350,000
Overtime Subtotal		28,006	16,090	17,369	30,000	30,000
Signing Bonus						
414002	Signing Bonus	0	0	6,000	0	0
Signing Bonus Subtotal		0	0	6,000	0	0
Salaries/Wages Subtotal		619,780	760,173	1,093,398	1,353,581	871,438
Communications						
Advertising						
420010	Advertising Services	0	2,907	6,035	6,000	6,000
Advertising Subtotal		0	2,907	6,035	6,000	6,000
Communications Subtotal		0	2,907	6,035	6,000	6,000
Professional Svcs						
Consulting						
421030	Consulting / Prof Services	5,460	5,000	39,250	134,000	35,000
Consulting Subtotal		5,460	5,000	39,250	134,000	35,000
Professional Svcs Subtotal		5,460	5,000	39,250	134,000	35,000
Contracted Services						
Web/Software Services						
424020	Web/Software Services	0	3,900	3,900	8,000	9,500
Other Rentals						
424060	Other Rentals	24,010	43,539	48,256	75,000	75,000

Account		2020 Actual	2021 Actual	2022 Actual	2023 Budget	2024 Budget
Tuition/Training						
429001	Tuition/Training	1,324	3,251	8,892	24,000	24,000
Travel						
429015	Travel	381	7,145	19,548	40,000	45,000
Misc Contracted Services						
429090	Misc Contracted Services	46,081	263,337	74,137	550,500	100,000
Other Rentals Subtotal		24,010	43,539	48,256	75,000	75,000
Tuition/Training Subtotal		1,324	3,251	8,892	24,000	24,000
Travel Subtotal		381	7,145	19,548	40,000	45,000
Misc Contracted Services Subtotal		46,081	263,337	74,137	550,500	100,000
Administrative Trustee Fee						
429009	Administrative Trustee Fee	0	0	22	0	0
Administrative Trustee Fee Subtotal		0	0	22	0	0
Memberships						
429017	Memberships	0	0	0	0	2,000
Web/Software Services Subtotal		0	3,900	3,900	8,000	9,500
Memberships Subtotal		0	0	0	0	2,000
Contracted Services Subtotal		71,796	321,173	154,755	697,500	255,500
Utilities						
Maint And Repairs						
Sewerage Maint Charges						
422080	Sewerage Maint Charges	3,968	0	0	0	0
Sewerage Maint Charges Subtotal		3,968	0	0	0	0
Utilities Subtotal		3,968	0	0	0	0
Building Maintenance						
425030	Building Maintenance	157	12,086	10,123	34,500	0
Building Maintenance Subtotal		157	12,086	10,123	34,500	0
Pools/Recreation Equipmt						
425031	Pools/Recreation Equipmt	14,000	15,280	6,550	10,000	10,000
Maintenance Svc Contract						
425090	Maintenance Svc Contract	137,857	189,293	194,231	261,142	0
Maintenance Svc Contract Subtotal		137,857	189,293	194,231	261,142	0
Pools/Recreation Equipmt Subtotal		14,000	15,280	6,550	10,000	10,000
Maint And Repairs Subtotal		152,014	216,659	210,903	305,642	10,000

Account	2020 Actual	2021 Actual	2022 Actual	2023 Budget	2024 Budget
Supplies					
Office					
430009 Office Supplies	1,142	9,025	6,243	9,000	0
Office Subtotal	1,142	9,025	6,243	9,000	0
Wearing Apparel					
430014 Wearing Apparel	69	695	12,154	15,000	10,000
Building Maint Supplies					
430029 Building Maint Supplies	42,848	26,618	58,780	70,820	0
Building Maint Supplies Subtotal	42,848	26,618	58,780	70,820	0
Chemicals					
430037 Chemicals	10,605	1,728	11,376	23,000	23,000
Playground/Pool Supplies					
430041 Playground/Pool Supplies	44,811	52,354	66,461	210,000	170,000
Tools And Hardware					
430042 Tools And Hardware	8,788	12,658	15,867	15,000	0
Tools And Hardware Subtotal	8,788	12,658	15,867	15,000	0
Misc Supplies And Expense					
430099 Misc Supplies And Expense	46,913	24,850	62,443	113,300	80,000
Wearing Apparel Subtotal	69	695	12,154	15,000	10,000
Chemicals Subtotal	10,605	1,728	11,376	23,000	23,000
Playground/Pool Supplies Subtotal	44,811	52,354	66,461	210,000	170,000
Misc Supplies And Expense Subtotal	46,913	24,850	62,443	113,300	80,000
Custodial Supplies					
430011 Custodial Supplies	98,092	62,231	23,358	17,000	0
Custodial Supplies Subtotal	98,092	62,231	23,358	17,000	0
Firefighting					
430013 Firefighting	2,121	1,864	2,660	4,500	0
Firefighting Subtotal	2,121	1,864	2,660	4,500	0
Office Supplies					
430009 Office Supplies	0	0	0	0	9,000
Office Supplies Subtotal	0	0	0	0	9,000
Supplies Subtotal	255,389	192,023	259,342	477,620	292,000
Minor Capital					
Office Equipmt - Minor Cap					
439015 Office Equipmt - Minor Cap	4,162	7,534	10,062	11,000	9,000

Account	2020 Actual	2021 Actual	2022 Actual	2023 Budget	2024 Budget
Buildings And Structures					
439020 Buildings And Structures	0	15,700	280	10,000	0
Office Equipmt - Minor Cap Subtotal	4,162	7,534	10,062	11,000	9,000
Buildings And Structures Subtotal	0	15,700	280	10,000	0
Minor Capital Subtotal	4,162	23,234	10,342	21,000	9,000
Capital Outlay					
Buildings And Structures					
452000 Buildings And Structures	6,500	645,595	49,250	0	0
Buildings And Structures Subtotal	6,500	645,595	49,250	0	0
Pool Improvements					
452012 Pool Improvements	0	0	0	50,000	0
Pool Improvements Subtotal	0	0	0	50,000	0
Operations Equipment					
453000 Operations Equip - Capital	10,548	0	2,000	0	0
Operations Equipment Subtotal	10,548	0	2,000	0	0
Equipment - Other					
453099 Equipment - Other	24,895	0	0	0	0
Improvement-Playground					
Equipment - Other Subtotal	24,895	0	0	0	0
454004 Improvement-Playground	159,820	206,804	0	0	0
Improvement-Playground Subtotal	159,820	206,804	0	0	0
Building Improvements					
452008 Building Improvements	69,546	584,049	250,770	870,000	0
Building Improvements Subtotal	69,546	584,049	250,770	870,000	0
Capital Outlay Subtotal	271,309	1,436,449	302,020	920,000	0
Total Expenditures	1,647,453	3,307,211	2,158,716	4,018,907	1,545,613

Facilities and Special Projects

Major Category Department Summary

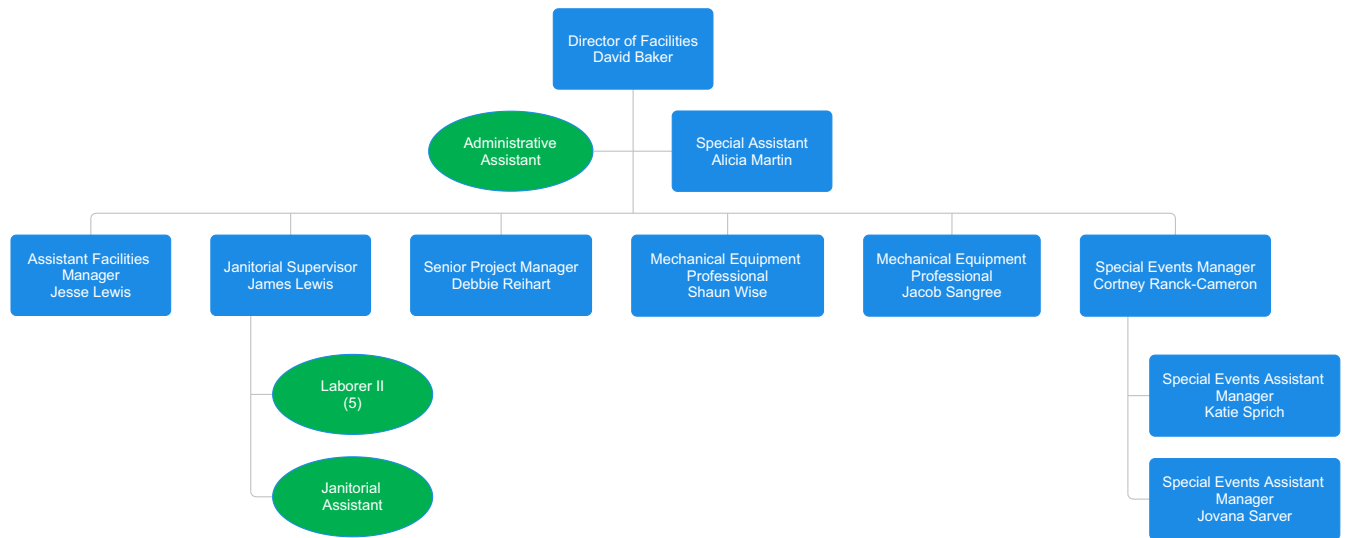
Department	2020 Actual	2021 Actual	2022 Actual	2023 Budget	2024 Budget
Facilities and Special Projects	0	0	0	0	2,606,503
Total Expenditures	0	0	0	0	2,606,503

Facilities and Special Projects



Department Description

The Mission of the Department of Facilities and Special Projects is dedicated to support the City Harrisburg's residents and employees by providing the tools and services that support the functionality, safety, sustainability and accessibility of all the City's buildings, grounds and park systems thereby improving the quality of life, as well as, the productivity in the built environment. This core mission of the Department of Facilities and Capital Projects is accomplished by planning and delivering safe, efficient, cost effective quality services in building and parks design and construction, maintenance, electronic systems, security and park enhancements on behalf of the citizens of Harrisburg through teamwork and success driven motivation.

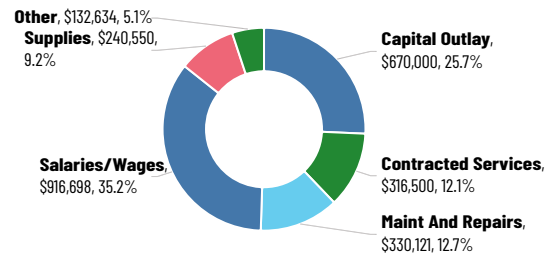


Position	Anniversary/D.O.H.			End of Year Salary	Grade/Step Increase	Annual Increase	Long.	Salary	Lump Sum	FICA	Fringe Benefits	Total
FACILITIES DIRECTOR	4	16	2018	110,000.00	0.00	2,200.00	0.00	112,200.00	0.00	8,584.00	0.00	120,784.00
ASSISTANT FACILITIES MANAGER	7	12	2021	61,200.00	0.00	1,224.00	0.00	62,424.00	0.00	4,776.00	0.00	67,200.00
JANITORIAL SUPERVISOR	3	20	2019	65,000.00	0.00	1,300.00	0.00	66,300.00	0.00	5,072.00	0.00	71,372.00
SPECIAL ASSISTANT TO THE FACILITIES DIRECTOR	12	16	2019	65,000.00	0.00	1,300.00	0.00	66,300.00	0.00	5,072.00	0.00	71,372.00
MECHANICAL EQUIPMENT PROFESSIONAL	7	26	2021	63,000.00	0.00	1,260.00	0.00	64,260.00	0.00	4,916.00	0.00	69,176.00
MECHANICAL EQUIPMENT PROFESSIONAL	10	10	2023	60,000.00	0.00	1,200.00	0.00	61,200.00	0.00	4,682.00	0.00	65,882.00
SENIOR PROJECT MANAGER	1	11	2021	70,000.00	0.00	1,400.00	0.00	71,400.00	0.00	5,463.00	0.00	76,863.00
SPECIAL EVENTS MANAGER	6	26	2018	67,626.00	0.00	1,352.52	0.00	68,978.52	0.00	5,277.00	0.00	74,255.52
MARKETING AND EVENTS ASSISTANT	10	23	2023	50,000.00	0.00	1,000.00	0.00	51,000.00	0.00	3,902.00	0.00	54,902.00
MARKETING AND EVENTS ASSISTANT	11	13	2023	50,000.00	0.00	1,000.00	0.00	51,000.00	0.00	3,902.00	0.00	54,902.00
PROJECT MANAGER (GF)				0.00	0.00	0.00	0.00	0.00	0.00	0.00	0.00	0.00
PROJECT MANAGER (GF)				0.00	0.00	0.00	0.00	0.00	0.00	0.00	0.00	0.00
MANAGEMENT TOTALS				661,826.00	0.00	13,236.52	0.00	675,062.52	0.00	51,646.00	0.00	726,708.52
LABORER II	6	21	2021	\$ 41,553.23	0.00	1,246.60	0.00	42,799.83	0.00	3,275.00	0.00	46,074.83
LABORER II				\$ 41,553.23	0.00	1,246.60	0.00	42,799.83	0.00	3,275.00	0.00	46,074.83
LABORER II	2	19	2019	\$ 41,553.23	0.00	1,246.60	0.00	42,799.83	0.00	3,275.00	0.00	46,074.83
LABORER II				\$ 39,305.83	1,132.78	1,179.17	0.00	41,617.78	0.00	3,184.00	0.00	44,801.78
LABORER II				\$ 39,305.83	1,132.78	1,179.17	0.00	41,617.78	0.00	3,184.00	0.00	44,801.78
ADMINISTRATIVE ASSISTANT I				\$ 43,991.95	1,379.04	1,319.75	0.00	46,690.74	0.00	3,572.00	0.00	50,262.74
BARGAINING UNIT TOTALS				247,263.30	3,644.60	6,098.13	0.00	258,325.78	0.00	16,193.00	0.00	227,828.04
TOTAL				909,089.30	3,644.60	19,334.65	0.00	933,388.30	0.00	67,839.00	0.00	954,536.56
								30,000.00	0.00	2,295.00	0.00	32,295.00
								963,388.30	0.00	70,134.00	0.00	986,831.56

2023 Budget Expenditures Chart

Personnel	2023 Adopted	2024 Approved
Personnel		
Social Security	—	70,134
Personnel Subtotal	—	70,134
Salaries/Wages		
Salaries And Wages	—	886,698
Overtime	—	30,000
Salaries/Wages Subtotal	—	916,698
Communications		
Advertising Services	—	1,500
Communications Subtotal	—	1,500
Professional Svcs		
Consulting / Prof Services	—	50,000
Professional Svcs Subtotal	—	50,000
Contracted Services		
Web/Software Services	—	26,500
Other Rentals	—	14,000
Tuition/Training	—	10,000
Travel	—	5,000
Memberships	—	2,000
Misc Contracted Services	—	259,000
Contracted Services Subtotal	—	316,500
Maint And Repairs		
Building Maintenance	—	100,000
Maintenance Svc Contract	—	230,121
Maint And Repairs Subtotal	—	330,121
Supplies		
Office Supplies	—	8,000
Custodial Supplies	—	35,000
Firefighting	—	4,500

2024 Budget Expenditures Chart



Personnel	2023 Adopted	2024 Approved
Wearing Apparel	—	9,000
Building Maint Supplies	—	88,650
Chemicals	—	6,000
Playground/Pool Supplies	—	20,000
Tools And Hardware	—	15,000
Misc Supplies And Expense	—	54,400
Supplies Subtotal	—	240,550
Minor Capital		
Office Equipmt - Minor Cap	—	11,000
Buildings And Structures	—	—
Minor Capital Subtotal	—	11,000
Capital Outlay		
Building Improvements	—	670,000
Broad St Mkt Fire Loss Restore	—	—
Capital Outlay Subtotal	—	670,000
Total Expenditures	—	2,606,503

Job Classification	2023 Adopted	2024 Approved	2023 Adopted	2024 Approved
Facilities Director	1.00	1.00	110,000	112,200
Assistant Facilities Manager	1.00	1.00	61,200	62,424
Janitorial Supervisor	1.00	1.00	65,000	66,300
Special Assistant to the Facilities Director	1.00	1.00	65,000	66,300
Mechanical Equip Professional	1	2	123,000	125,460
Senior Project Manager	1.00	1.00	70,000	71,400
Special Events Manager	1	1	67,626	68,979

Job Classification	2023 Adopted	2024 Approved	2023 Adopted	2024 Approved
Marketing And Events Assistant	3	2	100,000	102,000
Total Management	10.00	10.00	661,826	675,063
Administrative Assistant I	1.00	1.00	43,991	46,691
Laborer II	3.75	5.00	199,100	211,635
Total Bargaining Unit	3.75	5.00	199,100	211,635
Temporary Employees			200,000	
Overtime			30,000	30,000
FICA			90,552	70,134
Concessions			0	0
Total Fringe Benefits			90,552	70,134
TOTAL	13.75	15.00	1,181,478	986,832

Account	2020 Actual	2021 Actual	2022 Actual	2023 Budget	2024 Budget
Personnel					
Social Security					
419001 Social Security	—	—	—	—	70,134
Social Security Subtotal	—	—	—	—	70,134
Personnel Subtotal	—	—	—	—	70,134
Salaries/Wages					
Salaries And Wages					
414000 Salaries And Wages	—	—	—	—	886,698
Salaries And Wages Subtotal	—	—	—	—	886,698
Overtime					
416000 Overtime	—	—	—	—	30,000
Overtime Subtotal	—	—	—	—	30,000
Salaries/Wages Subtotal	—	—	—	—	916,698
Communications					
Advertising Services					
420010 Advertising Services	—	—	—	—	1,500
Advertising Services Subtotal	—	—	—	—	1,500
Communications Subtotal	—	—	—	—	1,500
Professional Svcs					
Consulting / Prof Services					
421030 Consulting / Prof Services	—	—	—	—	50,000
Consulting / Prof Services Subtotal	—	—	—	—	50,000
Professional Svcs Subtotal	—	—	—	—	50,000
Contracted Services					
Web/Software Services					
424020 Web/Software Services	—	—	—	—	26,500
Web/Software Services Subtotal	—	—	—	—	26,500
Other Rentals					
424060 Other Rentals	—	—	—	—	14,000
Other Rentals Subtotal	—	—	—	—	14,000
Tuition/Training					
429001 Tuition/Training	—	—	—	—	10,000
Tuition/Training Subtotal	—	—	—	—	10,000
Travel					
429015 Travel	—	—	—	—	5,000
Travel Subtotal	—	—	—	—	5,000

Account	2020 Actual	2021 Actual	2022 Actual	2023 Budget	2024 Budget
Memberships					
429017 Memberships	—	—	—	—	2,000
Memberships Subtotal	—	—	—	—	2,000
Misc Contracted Services					
429090 Misc Contracted Services	—	—	—	—	259,000
Misc Contracted Services Subtotal	—	—	—	—	259,000
Contracted Services Subtotal	—	—	—	—	316,500
Maint And Repairs					
Building Maintenance					
425030 Building Maintenance	—	—	—	—	100,000
Building Maintenance Subtotal	—	—	—	—	100,000
Maintenance Svc Contract					
425090 Maintenance Svc Contract	—	—	—	—	230,121
Maintenance Svc Contract Subtotal	—	—	—	—	230,121
Maint And Repairs Subtotal	—	—	—	—	330,121
Supplies					
Office Supplies					
430009 Office Supplies	—	—	—	—	8,000
Office Supplies Subtotal	—	—	—	—	8,000
Custodial Supplies					
430011 Custodial Supplies	—	—	—	—	35,000
Custodial Supplies Subtotal	—	—	—	—	35,000
Firefighting					
430013 Firefighting	—	—	—	—	4,500
Firefighting Subtotal	—	—	—	—	4,500
Wearing Apparel					
430014 Wearing Apparel	—	—	—	—	9,000
Wearing Apparel Subtotal	—	—	—	—	9,000
Building Maint Supplies					
430029 Building Maint Supplies	—	—	—	—	88,650
Building Maint Supplies Subtotal	—	—	—	—	88,650
Chemicals					
430037 Chemicals	—	—	—	—	6,000
Chemicals Subtotal	—	—	—	—	6,000
Playground/Pool Supplies					
430041 Playground/Pool Supplies	—	—	—	—	20,000
Playground/Pool Supplies Subtotal	—	—	—	—	20,000

Account	2020 Actual	2021 Actual	2022 Actual	2023 Budget	2024 Budget
Tools And Hardware					
430042 Tools And Hardware	—	—	—	—	15,000
Tools And Hardware Subtotal	—	—	—	—	15,000
Misc Supplies And Expense					
430099 Misc Supplies And Expense	—	—	—	—	54,400
Misc Supplies And Expense Subtotal	—	—	—	—	54,400
Supplies Subtotal	—	—	—	—	240,550
Minor Capital					
Office Equipmt - Minor Cap					
439015 Office Equipmt - Minor Cap	—	—	—	—	11,000
Office Equipmt - Minor Cap Subtotal	—	—	—	—	11,000
Minor Capital Subtotal	—	—	—	—	11,000
Capital Outlay					
Building Improvements					
452008 Building Improvements	—	—	—	—	670,000
Building Improvements Subtotal	—	—	—	—	670,000
Capital Outlay Subtotal	—	—	—	—	670,000
Total Expenditures	—	—	—	—	2,606,503

Debt Service Fund

Personnel	2023 Adopted	2024 Approved
Interfund		
Interfund - General Fund	—	—
Interfund Subtotal	—	—
Other		
Interest Payment	1,872,242	26,564
Principal Payment	3,780,381	1,447,548
Other Subtotal	5,652,623	1,474,112
Total Expenditures	5,652,623	1,474,112

Fund Revenue Summary

Account	2020 Actual	2021 Actual	2022 Actual	2023 Budget	2024 Budget
00 - Null					
352000 Int On Invstmnts/Grant	8,761	175	10,131	1,500	0
398010 Interfund - General Fund	10,073,638	13,628,638	22,073,638	5,428,511	1,250,000
398020 Interfund-State Liquid Fuels	0	0	224,112	224,112	224,112
399099 Estimated Cash Carryover	0	0	0	0	0
00 - Null Subtotal	10,082,399	13,628,813	22,307,880	5,654,123	1,474,112
Total Revenues	10,082,399	13,628,813	22,307,880	5,654,123	1,474,112

Fund Expenditure Detail

Account	2020 Actual	2021 Actual	2022 Actual	2023 Budget	2024 Budget
Interfund					
Interfund - General Fund					
481010 Interfund - General Fund	0	0	460,000	0	0
Interfund - General Fund Subtotal	0	0	460,000	0	0
Interfund Subtotal	0	0	460,000	0	0
Other					
Interest Payment					
447030 Interest Payment	55,535	1,787,690	5,601,989	1,872,242	26,564
Principal Payment					
448030 Principal Payment	9,998,006	12,290,948	16,695,760	3,780,381	1,447,548
Interest Payment Subtotal	55,535	1,787,690	5,601,989	1,872,242	26,564
Principal Payment Subtotal	9,998,006	12,290,948	16,695,760	3,780,381	1,447,548
Other Subtotal	10,053,541	14,078,638	22,297,749	5,652,623	1,474,112
Total Expenditures	10,053,541	14,078,638	22,757,749	5,652,623	1,474,112

Capital Projects Fund

Description	Expenditure Budget	60660000-398010	60660000-396000	Total Revenue	Applicable Grant Funding Source
		Funding Source Transfer from General Fund	Funding Source Grant Proceeds		
60660000-458060 - Streets and Roads					
MulDer Square	178,564	-	2,390,478	2,390,478	RACP grant thru HRA
State Street	1,516,600	1,216,600	307,203	1,523,803	PennDOT
Capitol Gateway	1,279,327	249,000	1,030,468	1,279,468	HATS (in conjunction w/ PennDOT)
Herr Street Safety Improvements	37,500	37,500	-	37,500	no grant funding
East-West Connection - Chestnut Street	275,000	-	275,000	275,000	PA DCED multimodal
Urban Meadows	700,000	-	700,000	700,000	PA DCED multimodal
Subtotal - Streets and Roads	3,986,991				
60660000-458020 - Bridges					
City Bridges - multiple upgrade projects	3,938,000	196,900	3,741,100	3,938,000	multiple funding sources
60660000-481025 - Transfer Out					
Transfer to Neighborhood Services Fund - support of					
Public Works paving related needs	500,000	-	-	-	N/A
Totals - Public Works Portions	8,424,991	1,700,000	8,444,249	10,144,249	

Fund Revenue Summary

Account		2020 Actual	2021 Actual	2022 Actual	2023 Budget	2024 Budget
00 - Null						
310000	Hotel Tax Revenue	449,691	760,684	1,004,686	0	0
343002	Street Cut Inspect	777,055	916,760	490,572	0	0
343003	St Cut Degradation Fees	9,880	16,160	0	0	0
352000	Int On Invstmnts/Grant	40,426	852	28,896	0	0
380007	Reimb For Shared Expends	0	0	0	0	0
389007	Loan Proceeds	0	0	0	0	0
395001	State Share Revenue	0	59,657	0	0	0
396000	Grant Proceeds	0	2,971,046	2,092,211	4,046,040	0
398010	Interfund - General Fund	324,432	0	0	1,450,000	0
398011	Interfund - State Grants	357,150	357,150	0	0	0
398014	Interfund - Federal Grants	0	808,752	0	0	0
399099	Estimated Cash Carryover	0	0	0	0	0
00 - Null Subtotal		1,958,634	5,891,060	3,616,365	5,496,040	0
Total Revenues		1,958,634	5,891,060	3,616,365	5,496,040	0



State Liquid Fuels Fund

Personnel	2023 Adopted	2024 Approved
Interfund		
Interfund - Debt Svc Fund	224,112	224,112
Interfund Subtotal	224,112	224,112
Fringe Benefits		
Social Security	4,781	—
Fringe Benefits Subtotal	4,781	—
Salaries/Wages		
Overtime	62,500	—
Salaries/Wages Subtotal	62,500	—
Utilities		
Power - Street Lights	284,039	290,000
Power - Traffic Lights	60,000	60,000
Utilities Subtotal	344,039	350,000
Supplies		
Snow Control	310,000	175,000
Asphalt	107,000	356,898
Concrete	9,800	356,898
Street Signs	—	14,596
Traffic Control	—	12,000
Supplies Subtotal	426,800	915,392
Capital Outlay		
Streets And Roads	376,824	37,501
Capital Outlay Subtotal	376,824	37,501
Other		
Interest Payment	—	—
Principal Payment	—	—
Other Subtotal	—	—
Total Expenditures	1,439,056	1,527,005

Fund Revenue Summary

Account		2020 Actual	2021 Actual	2022 Actual	2023 Budget	2024 Budget
00 - Null						
352000	Int On Invstmts/Grant	27,213	769	25,812	1,100	99,417
385000	Refunds Of Expenditures	4,693	0	0	0	0
396000	Grant Proceeds	1,385,667	1,284,241	1,284,908	1,297,936	1,302,891
399099	Estimated Cash Carryover	0	0	0	140,020	124,697
00 - Null Subtotal		1,417,573	1,285,010	1,310,720	1,439,056	1,527,005
Total Revenues		1,417,573	1,285,010	1,310,720	1,439,056	1,527,005

Fund Expenditure Detail

Account	2020 Actual	2021 Actual	2022 Actual	2023 Budget	2024 Budget
Interfund					
Interfund - Debt Svc Fund					
481070 Interfund - Debt Svc Fund	0	0	224,112	224,112	224,112
Interfund - Debt Svc Fund Subtotal	0	0	224,112	224,112	224,112
Interfund Subtotal	0	0	224,112	224,112	224,112
Fringe Benefits					
Social Security					
419001 Social Security	0	0	0	4,781	0
Social Security Subtotal	0	0	0	4,781	0
Fringe Benefits Subtotal	0	0	0	4,781	0
Salaries/Wages					
Overtime					
416000 Overtime	0	0	0	62,500	0
Overtime Subtotal	0	0	0	62,500	0
Salaries/Wages Subtotal	0	0	0	62,500	0
Utilities					
Power - Street Lights					
422060 Power - Street Lights	256,408	269,642	229,739	284,039	290,000
Power - Street Lights Subtotal	256,408	269,642	229,739	284,039	290,000
Power - Traffic Lights					
422070 Power - Traffic Lights	46,083	57,447	60,965	60,000	60,000
Power - Traffic Lights Subtotal	46,083	57,447	60,965	60,000	60,000
Utilities Subtotal	302,491	327,088	290,704	344,039	350,000
Supplies					
Snow Control					
430030 Snow Control	87,933	153,428	101,730	310,000	175,000
Snow Control Subtotal	87,933	153,428	101,730	310,000	175,000
Asphalt					
430031 Asphalt	6,321	37,171	13,866	107,000	356,898
Asphalt Subtotal	6,321	37,171	13,866	107,000	356,898
Concrete					
430032 Concrete	0	570	359	9,800	356,898
Concrete Subtotal	0	570	359	9,800	356,898
Street Signs					
430033 Street Sign	0	10,359	0	0	14,596
Street Signs Subtotal	0	10,359	0	0	14,596

Fund Expenditure Detail

Account		2020 Actual	2021 Actual	2022 Actual	2023 Budget	2024 Budget
Traffic Control						
430034	Traffic Control	24,162	5,545	0	0	12,000
Traffic Control Subtotal		24,162	5,545	0	0	12,000
Supplies Subtotal		118,416	207,073	115,955	426,800	915,392
Capital Outlay						
Streets And Roads						
458060	Streets And Roads	162,730	450,821	35,763	376,824	37,501
Streets And Roads Subtotal		162,730	450,821	35,763	376,824	37,501
Capital Outlay Subtotal		162,730	450,821	35,763	376,824	37,501
Other						
Interest Payment						
447030	Interest Payment	44,743	38,641	0	0	0
Interest Payment Subtotal		44,743	38,641	0	0	0
Principal Payment						
448030	Principal Payment	181,612	185,471	0	0	0
Principal Payment Subtotal		181,612	185,471	0	0	0
Other Subtotal		226,355	224,112	0	0	0
Total Expenditures		809,992	1,209,094	666,533	1,439,056	1,527,005



Host Municipality Fee Fund

Job Classification	2023 Adopted	2024 Approved	2023 Adopted	2024 Approved
Sustainability Coordinator	1.00	1.00	63,000	64,000
Solid Waste & Recycling Manager (part-time)	1.00	1.00	31,000	
Arborist (part-time)	0.50	0.50	39,000	39,000
Arborist	1.00	1.00	52,000	52,000
Total Management	3.50	3.50	185,000	155,000
FICA			14,154	11,858
Total Fringe Benefits			14,154	11,858
TOTAL	3.50	3.50	199,154	166,858

Personnel	2023 Adopted	2024 Approved
Fringe Benefits		
Social Security	11,781	11,858
Fringe Benefits Subtotal	11,781	11,858
Salaries/Wages		
Salaries And Wages	154,000	155,000
Salaries/Wages Subtotal	154,000	155,000
Communications		
Printing	2,000	—
Communications Subtotal	2,000	—
Contracted Services		
Misc Contracted Services	100,000	152,123
Contracted Services Subtotal	100,000	152,123
Supplies		
Misc Supplies And Expense	10,000	12,000
Supplies Subtotal	10,000	12,000
Capital Outlay		
Motor Vehicle/Equipment	—	—
Capital Outlay Subtotal	—	—
Other		
Grants To Local Units	50,000	28,142
Matching Share Grants	40,000	45,000
Other Subtotal	90,000	73,142
Total Expenditures	367,781	404,123

Fund Revenue Summary

Account		2020 Actual	2021 Actual	2022 Actual	2023 Budget	2024 Budget
00 - Null						
352000	Int On Invstmnts/Grant	3,659	111	5,720	5,000	31,523
385018	Medical-Employee Contr	3,110	3,157	0	4,620	2,600
390121	Act 101 Host Muni Fee	342,126	341,072	361,567	370,000	370,000
396000	Grant Proceeds	0	0	0	0	0
399099	Estimated Cash Carryover	0	0	0	0	0
00 - Null Subtotal		348,895	344,340	367,288	379,620	404,123
Total Revenues		348,895	344,340	367,288	379,620	404,123

Fund Expenditure Detail

Account	2020 Actual	2021 Actual	2022 Actual	2023 Budget	2024 Budget
Fringe Benefits					
Social Security					
419001 Social Security	9,184	9,666	4,884	11,781	11,858
Social Security Subtotal	9,184	9,666	4,884	11,781	11,858
Fringe Benefits Subtotal	9,184	9,666	4,884	11,781	11,858
Salaries/Wages					
Salaries And Wages					
414000 Salaries And Wages	123,192	129,323	63,849	154,000	155,000
Salaries And Wages Subtotal	123,192	129,323	63,849	154,000	155,000
Salaries/Wages Subtotal	123,192	129,323	63,849	154,000	155,000
Communications					
Printing					
420020 Printing Services	337	0	0	2,000	0
Printing Subtotal	337	0	0	2,000	0
Communications Subtotal	337	0	0	2,000	0
Contracted Services					
Misc Contracted Services					
429090 Misc Contracted Services	57,704	82,765	69,738	100,000	152,123
Misc Contracted Services Subtotal	57,704	82,765	69,738	100,000	152,123
Contracted Services Subtotal	57,704	82,765	69,738	100,000	152,123
Supplies					
Misc Supplies And Expense					
430099 Misc Supplies And Expense	9,886	6,224	7,936	10,000	12,000
Misc Supplies And Expense Subtotal	9,886	6,224	7,936	10,000	12,000
Supplies Subtotal	9,886	6,224	7,936	10,000	12,000
Capital Outlay					
Motor Vehicle/Equipment					
453030 Motor Vehicle/Equipment	45,324	24,600	0	0	0
Motor Vehicle/Equipment Subtotal	45,324	24,600	0	0	0
Capital Outlay Subtotal	45,324	24,600	0	0	0
Other					
Grants To Local Units					
462000 Grants To Local Units	0	10,000	0	50,000	28,142
Grants To Local Units Subtotal	0	10,000	0	50,000	28,142

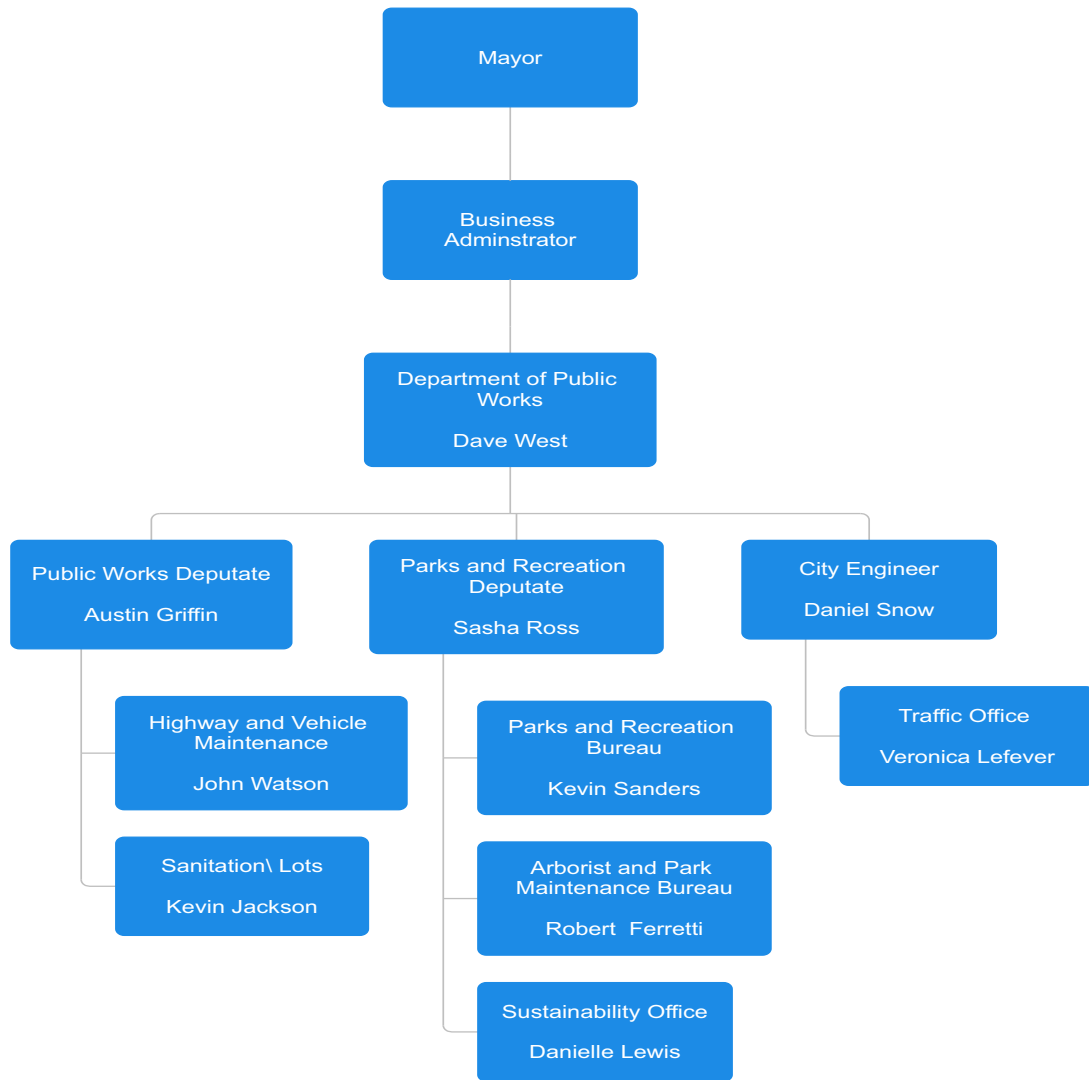
Fund Expenditure Detail

Account		2020 Actual	2021 Actual	2022 Actual	2023 Budget	2024 Budget
Matching Share Grants						
463000	Matching Share Grants	22,832	46,144	40,000	40,000	45,000
Matching Share Grants Subtotal		22,832	46,144	40,000	40,000	45,000
Other Subtotal		22,832	56,144	40,000	90,000	73,142
Total Expenditures		268,459	308,722	186,407	367,781	404,123



Neighborhood Services





Neighborhood Services Fund-City Services

Position	Anniversary/D.O.H.			End of Year Salary	Grade/Step Increase	Annual Increase	Long.	Salary	Lump Sum	FICA	Fringe Benefits	Total
DIRECTOR FOR PUBLIC WORKS (85%)	7	6	2022	\$ 112,710.00	0.00	2,254.20	0.00	114,964.20	0.00	8,795.00	0.00	123,759.20
DEPUTY DIRECTOR FOR PUBLIC WORKS	10	25	2021	\$ 104,040.00	0.00	2,080.80	0.00	106,120.80	0.00	8,119.00	0.00	114,239.80
OPERATIONS MANAGER	10	18	2021	\$ 67,626.00	0.00	7,374.00	0.00	75,000.00	0.00	5,738.00	0.00	80,738.00
SANITATION BILLING MANAGER	3	9	2015	\$ 69,726.00	0.00	1,394.52	0.00	71,120.52	0.00	5,441.00	0.00	76,561.52
SANITATION MANAGER	5	2	2022	\$ 67,626.00	0.00	1,352.52	0.00	68,978.52	0.00	5,277.00	0.00	74,255.52
SANITATION SUPERVISOR	4	18	2022	\$ 63,240.00	0.00	1,264.80	0.00	64,504.80	0.00	4,935.00	0.00	69,439.80
OPERATIONS MANAGER	2	22	2016	\$ 63,240.00	0.00	11,760.00	0.00	75,000.00	0.00	5,738.00	0.00	80,738.00
CONFIDENTIAL SECRETARY	10	11	2022	\$ 50,000.00	0.00	1,000.00	0.00	51,000.00	0.00	3,902.00	0.00	54,902.00
ASSISTANT CITY SOLICITOR/COLLECTIONS	10	2	2023	\$ 101,000.00	0.00	2,020.00	0.00	103,020.00	0.00	7,882.00	0.00	110,902.00
RECYCLING COORDINATOR	9	19	2022	\$ 57,000.00	0.00	1,140.00	0.00	58,140.00	0.00	4,448.00	0.00	62,588.00
LOT ADMINISTRATOR	7	24	2022	\$ 57,000.00	0.00	1,140.00	0.00	58,140.00	0.00	4,448.00	0.00	62,588.00
MANAGEMENT TOTALS				813,208.00	0.00	32,780.84	0.00	845,988.84	0.00	64,723.00	0.00	910,711.84
ADMINISTRATIVE ASSISTANT I	7	10	2023	43,991.95	1379.04	1319.75	0.00	46,690.74	0.00	3,572.00	0.00	50,262.74
CUSTOMER SERVICE REPRESENTATIVE (ADMIN)	9	26	2016	46,717.53	0.00	1401.52	0.00	48,119.05	0.00	3,682.00	0.00	51,801.05
CUSTOMER SERVICE REPRESENTATIVE (BILLING)	5	4	2015	51,355.00	0.00	1540.67	0.00	52,895.67	0.00	4,047.00	0.00	56,942.67
LABORER III	7	5	2023	\$ 41,553.23	1,231.32	1,246.59	0.00	44,031.14	0.00	3,369.00	0.00	47,400.14
LABORER III	8	1	2022	\$ 42,748.70	1,280.54	1,282.46	0.00	45,311.70	0.00	3,467.00	0.00	48,778.70
LABORER III	5	2	2022	\$ 42,748.70	1,280.54	1,282.46	0.00	45,311.70	0.00	3,467.00	0.00	48,778.70
LABORER III	8	15	2022	\$ 41,553.23	1,231.32	1,246.59	0.00	44,031.14	0.00	3,369.00	0.00	47,400.14
LABORER III	4	4	2022	\$ 42,748.70	1,280.54	1,282.46	0.00	45,311.70	0.00	3,467.00	0.00	48,778.70
LABORER III	8	7	1995	\$ 46,717.53	0.00	1,401.52	700.76	48,119.05	0.00	3,682.00	0.00	51,801.05
LABORER III	8	1	2011	\$ 46,717.53	0.00	1,401.52	0.00	48,119.05	0.00	3,682.00	0.00	51,801.05
LABORER III	8	3	2021	\$ 42,748.00	0.00	1,319.75	0.00	44,067.75	0.00	3,372.00	0.00	47,439.75
LABORER III	6	30	2014	\$ 45,330.82	0.00	1,179.16	0.00	46,509.98	0.00	3,559.00	0.00	50,068.98
LABORER III	10	24	2022	\$ 42,748.70	1,280.54	1,282.46	0.00	45,311.70	0.00	3,467.00	0.00	48,778.70
LABORER III	8	8	2022	\$ 42,748.70	1,280.54	1,282.46	0.00	45,311.70	0.00	3,467.00	0.00	48,778.70

Position	Anniversary/D.O.H.			End of Year Salary	Grade/Step Increase	Annual Increase	Long.	Salary	Lump Sum	FICA	Fringe Benefits	Total
LABORER III	8	7	2017	\$ 45,330.82	0.00	1,179.16	0.00	46,509.98	0.00	3,559.00	0.00	50,068.98
LABORER III	4	17	2017	\$ 45,330.82	0.00	1,179.16	0.00	46,509.98	0.00	3,559.00	0.00	50,068.98
LABORER III	11	24	2008	\$ 46,717.53	0.00	1,401.52	0.00	48,119.05	0.00	3,682.00	0.00	51,801.05
LABORER III	3	21	2016	\$ 45,330.82	0.00	1,179.16	0.00	46,509.98	0.00	3,559.00	0.00	50,068.98
LABORER III	3	15	2021	\$ 43,991.95	0.00	1,319.75	0.00	45,311.70	0.00	3,467.00	0.00	48,778.70
LABORER III	9	28	2020	\$ 43,991.95	0.00	1,319.75	0.00	45,311.70	0.00	3,467.00	0.00	48,778.70
LABORER III	4	3	2017	\$ 45,330.82	1,280.54	1,282.46	0.00	47,893.82	0.00	3,664.00	0.00	51,557.82
LABORER III	10	26	2021	\$ 43,991.95	1,379.04	1,319.75	0.00	46,690.74	0.00	3,572.00	0.00	50,262.74
LABORER III	11	27	2023	\$ 41,553.23	1,231.32	1,246.59	0.00	44,031.14	0.00	3,369.00	0.00	47,400.14
LABORER III	6	6	2022	\$ 42,748.70	1,280.54	1,282.46	0.00	45,311.70	0.00	3,467.00	0.00	48,778.70
LABORER III	7	5	2022	\$ 42,748.70	1,280.54	1,282.46	0.00	45,311.70	0.00	3,467.00	0.00	48,778.70
LABORER III	11	29	2021	\$ 43,991.95	0.00	1,319.75	0.00	45,311.70	0.00	3,467.00	0.00	48,778.70
LABORER III	7	10	2023	\$ 41,553.23	1,231.32	1,246.59	0.00	44,031.14	0.00	3,369.00	0.00	47,400.14
LABORER III	5	2	2022	\$ 42,748.70	0.00	1,590.88	0.00	44,339.58	0.00	3,392.00	0.00	47,731.58
MOTOR EQUIPMENT OPERATOR	11	1	2021	\$ 48,199.84	1,576.05	1,445.99	0.00	51,221.88	0.00	3,919.00	0.00	55,140.88
MOTOR EQUIPMENT OPERATOR	8	8	2022	\$ 46,717.53	1,428.31	1,359.92	0.00	49,505.76	0.00	3,788.00	0.00	53,293.76
MOTOR EQUIPMENT OPERATOR	8	19	2019	\$ 49,729.99	0.00	1,491.89	0.00	51,221.88	0.00	3,919.00	0.00	55,140.88
MOTOR EQUIPMENT OPERATOR	6	7	2021	\$ 48,199.84	0.00	1,445.99	0.00	49,645.83	0.00	3,798.00	0.00	53,443.83
MOTOR EQUIPMENT OPERATOR	9	13	1999	\$ 51,355.82	0.00	1,540.67	513.56	52,896.49	0.00	4,047.00	0.00	56,943.49
MOTOR EQUIPMENT OPERATOR	6	5	2023	\$ 45,330.82	1,428.31	1,359.92	0.00	48,119.05	0.00	3,682.00	0.00	51,801.05
MOTOR EQUIPMENT OPERATOR	1	3	2023	\$ 45,330.82	1,428.31	1,359.92	0.00	48,119.05	0.00	3,682.00	0.00	51,801.05
MOTOR EQUIPMENT OPERATOR	11	13	2018	\$ 49,729.99	0.00	1,491.89	0.00	51,221.88	0.00	3,919.00	0.00	55,140.88
MOTOR EQUIPMENT OPERATOR	3	2	2020	\$ 49,729.99	1,428.31	1,359.92	0.00	52,518.22	0.00	4,018.00	0.00	56,536.22
MOTOR EQUIPMENT OPERATOR	9	8	2015	\$ 49,729.99	0.00	1,491.89	0.00	51,221.88	0.00	3,919.00	0.00	55,140.88
MOTOR EQUIPMENT OPERATOR				\$ 45,330.82	1,428.31	1,359.92	0.00	48,119.05	0.00	3,682.00	0.00	51,801.05
MOTOR EQUIPMENT OPERATOR	7	31	2023	\$ 45,330.82	1,428.31	1,359.92	0.00	48,119.05	0.00	3,682.00	0.00	51,801.05

Position	Anniversary/D.O.B.			End of Year Salary	Grade/Step Increase	Annual Increase	Long.	Salary	Lump Sum	FICA	Fringe Benefits	Total
MOTOR EQUIPMENT OPERATOR	12	4	2023	\$ 45,330.82	1,428.31	1,359.92	0.00	48,119.05	0.00	3,682.00	0.00	51,801.05
MOTOR EQUIPMENT OPERATOR	8	24	2015	\$ 49,729.99	0.00	1,491.89	0.00	51,221.88	0.00	3,919.00	0.00	55,140.88
MOTOR EQUIPMENT OPERATOR	5	15	2023	\$ 45,330.82	1,428.31	1,359.92	0.00	48,119.05	0.00	3,682.00	0.00	51,801.05
MOTOR EQUIPMENT OPERATOR	5	18	2015	\$ 48,199.84	0.00	1,445.99	0.00	49,645.83	0.00	3,798.00	0.00	53,443.83
MOTOR EQUIPMENT OPERATOR	1	4	2021	\$ 48,199.84	0.00	1,445.99	0.00	49,645.83	0.00	3,798.00	0.00	53,443.83
MOTOR EQUIPMENT OPERATOR	7	2	2001	\$ 51,355.82	0.00	1,540.67	513.56	52,896.49	0.00	4,047.00	0.00	56,943.49
MOTOR EQUIPMENT OPERATOR	3	13	2023	\$ 45,330.82	1,428.31	1,359.92	0.00	48,119.05	0.00	3,682.00	0.00	51,801.05
HEAVY EQUIPMENT OPERATOR II	10	24	2011	\$ 53,029.43	0.00	1,590.88	0.00	54,620.31	0.00	4,179.00	0.00	58,799.31
HEAVY EQUIPMENT OPERATOR I	1	31	2022	\$ 49,729.99	1,674.60	1,491.00	0.00	52,895.59	0.00	4,047.00	0.00	56,942.59
HEAVY EQUIPMENT OPERATOR I	8	29	2023	\$ 46,717.00	1,576.05	1,445.99	0.00	49,739.04	0.00	3,806.00	0.00	53,545.04
HEAVY EQUIPMENT OPERATOR I	8	14	2023	\$ 46,717.53	1,576.05	1,445.99	0.00	49,739.57	0.00	3,806.00	0.00	53,545.57
HEAVY EQUIPMENT OPERATOR I	12	16	2019	\$ 51,355.82	0.00	1,540.67	0.00	52,896.49	0.00	4,047.00	0.00	56,943.49
STREET MAINTENANCE WORKER I	5	18	2015	\$ 49,729.99	0.00	1,491.89	0.00	51,221.88	0.00	3,919.00	0.00	55,140.88
STREET MAINTENANCE WORKER III	7	27	1992	\$ 53,029.43	0.00	1,590.88	1,060.59	54,620.31	0.00	4,179.00	0.00	58,799.31
STREET MAINTENANCE WORKER I	10	30	2023	\$ 46,717.53	1,526.77	1,401.52	0.00	49,645.82	0.00	3,798.00	0.00	53,443.82
STREET MAINTENANCE WORKER I	10	30	2023	\$ 46,717.53	1,526.77	1,401.52	0.00	49,645.82	0.00	3,798.00	0.00	53,443.82
STREET MAINTENANCE WORKER I	10	2	2023	\$ 46,717.53	1,526.77	1,401.52	0.00	49,645.82	0.00	3,798.00	0.00	53,443.82
CONSTRUCTION TRADESMAN II	3	16	1998	\$ 54,703.01	0.00	1,641.09	547.03	56,344.10	0.00	4,311.00	0.00	60,655.10
DEMOLITION CREW LEADER	2	11	2002	\$ 58,163.19	0.00	1,744.89	581.63	59,908.08	0.00	4,583.00	0.00	64,491.08

Position	Anniversary/D.O.H.			End of Year Salary	Grade/Step Increase	Annual Increase	Long.	Salary	Lump Sum	FICA	Fringe Benefits	Total
DEMOLITION SPECIALIST	10	30	2023	46,717.53	0.00	1,401.52	0.00	48,119.05	0.00	3,682.00	0.00	51,801.05
BARGAINING UNIT TOTALS				2,794,029.22	41,765.53	83,280.31	3,917.13	2,649,459.06	0.00	201,912.00	0.00	2,851,371.06
TOTAL				3,607,237.22	41,765.53	116,061.15	3,917.13	3,495,447.90	0.00	266,635.00	0.00	3,762,082.90
								0.00	0.00	0.00	0.00	0.00
								193,740.00	0.00	14,821.11	0.00	208,561.11
								11,000.00	0.00	841.50	0.00	11,841.50
								3,747,187.90	0.00	285,893.11	0.00	3,982,485.51
								1,002,483.00	0.00	0.00	0.00	1,002,483.00
								70,000.00	0.00	5,355.00	0.00	75,355.00
								15,000.00	0.00	0.00	0.00	15,000.00
								4,425.00	0.00	0.00	0.00	4,425.00
								44,250.00	0.00	0.00	0.00	44,250.00
								344,751.00	0.00	0.00	0.00	344,751.00
								5,228,096.90	0.00	291,248.11	0.00	5,519,345.00

Job Classification	2023 Adopted	2024 Approved	2023 Adopted	2024 Approved
Director (Public Works)	0.85	0.85	112,710	114,964
Deputy Director	1	1	104,040	106,121
Confidential Secretary	1	1	50,000	51,000
*Sanitation Billing & Enforcement Coord	1	1	69,726	71,121
*Sanitation Manager	0	1	67,626	68,979
Sanitation Supervisors	1	1	63,240	64,505
Operations Manager	2	2	130,866	150,000
Recycling Coordinator	1	1	57,000	58,140
Asst City Solicitor/ Collections	1	1	101,000	103,020
Lot Administrator	1	1	57,000	58,140
Total Management	9.85	10.85	813,208	845,989
Laborer III	25	25	1,093,726	1,142,631
Motor Equipment Operator	16	19	908,194	949,697
Heavy Equipment Operator I	6	4	194,521	205,271
Laborer III SW Educ/ Enforcement Tech	2	0	0	
Heavy Equipment Operator II	0	1	53,029	54,620
Construction Tradesman	1	1	54,703	56,344
Sanitation Operations Supervisor	1	0	0	
Enforcement Technician	0	0	0	
Customer Service Representative (Billing)	3.25	2	96,448	101,015
Demolition Crew Leader	2	1	58,163	59,908
Demolition Specialist I	0	1	46,718	48,119
Streets Maintenance Worker I	4	4	191,507	200,159
Streets Maintenance Worker II	1	0	0	0
Streets Maintenance Worker III	1	1	53,029	54,620
Administrative Assistant I	1	1	43,991	46,691
Atrium Receptionist	1	1	0	0

Job Classification	2023 Adopted	2024 Approved	2023 Adopted	2024 Approved
Three Boroughs Staffing				-269,616
Total Bargaining Unit	64.25	61.00	2,794,029	2,649,459
Working Out of Class			0	0
Temporary Employees			0	0
Overtime			0	193,740
FICA			287,303	291,248
Healthcare Benefits			944,732	1,002,483
Non-Uniform Pension Plan B			0	344,751
Total Fringe Benefits			1,232,035	1,638,482
Sick Leave Buy-Back			10,400	11,000
Severance Pay			90,000	70,000
Unemployment Compensation			10,000	15,000
Workers' Compensation			5,000	4,425
Loss/Time Medical			110,000	44,250
Bonus			132,000	47,000
Total Miscellaneous			357,400	191,675
TOTAL	74.10	71.85	5,196,672	5,519,345

Fund Expenditure Detail

Account		2020 Actual	2021 Actual	2022 Actual	2023 Budget	2024 Budget
Interfund						
481010	Interfund - General Fund	—	162,133	584,000	—	—
Interfund Subtotal		—	162,133	584,000	—	—
Personnel						
419001	Social Security	226,588	220,763	223,879	268,949	291,248
419002	Medical	942,781	872,056	802,674	1,043,218	1,002,483
419005	Severance Pay	83,257	(5,249)	185,225	70,000	70,000
419010	Unemployment Compensat	6,134	2,451	8,054	15,000	15,000
419011	Workers' Comp-Adj Fees	3,234	5,535	5,062	5,000	4,425
419012	Loss Time And Medical	13,717	(551,856)	—	145,000	44,250
419015	Excess Policy And Bond	—	—	33,274	—	—
419025	Non-Uniform Pension Plan B	—	—	—	288,688	344,751
419028	Clothing Allowance	483	—	—	—	—
419050	Opeb Expense	286,864	508,177	—	—	—
Personnel Subtotal		1,563,057	1,051,876	1,258,168	1,835,855	1,772,157
Salaries/Wages						
414000	Salaries And Wages	2,646,785	2,512,616	2,483,125	3,179,632	3,495,448
414002	Signing Bonus	186,925	64,000	150,750	—	47,000
416000	Overtime	180,589	190,010	177,868	193,740	193,740
417000	Sick Leave/Vacat Buy-Back	8,284	9,857	6,747	11,000	11,000
Salaries/Wages Subtotal		3,022,583	2,776,483	2,818,490	3,384,372	3,747,188
Communications						
420010	Advertising Services	205	325	—	500	500
420020	Printing Services	16,077	20,896	9,453	45,000	39,825
420040	Telecommunications Svcs	47,060	47,038	39,688	41,000	41,000
420050	Postage	—	—	—	250	250
Communications Subtotal		63,342	68,259	49,141	86,750	81,575
Professional Svcs						
421010	Legal Services	44,501	15,172	—	50,000	50,000
421030	Consulting / Prof Services	562	54,120	8,027	58,000	58,000
421040	Collections - Opt/Liens	—	—	—	2,000	2,000
421070	Arbitration Services	—	—	—	5,000	5,000
421080	Filing Fees	(2,100)	1,025	31	8,000	8,000
Professional Svcs Subtotal		42,963	70,317	8,057	123,000	123,000

Fund Expenditure Detail

Account		2020 Actual	2021 Actual	2022 Actual	2023 Budget	2024 Budget
Contracted Services						
423002	Stop/Loss Premium	—	—	55,041	49,402	54,699
423010	Automobile Prem	19,535	20,523	22,988	26,597	29,049
423011	Auto Deduct	21,457	13,920	16,309	27,563	35,400
423020	General Liability Premium	6,294	10,162	26,477	29,327	38,833
423021	General Liability Deductible	—	—	—	—	1,770
423023	Liability Settlement Claims	—	22,657	—	250,000	250,000
423040	Property And Crime Prem	—	—	39,334	45,726	300,000
423050	Inland Marine	—	—	4,194	4,876	4,555
423095	Excess Liability	2,516	3,961	32,866	26,734	12,175
424020	Web/Software Services	—	—	1,199	—	500
424060	Other Rentals	1,718	858	—	25,000	125,000
424061	Uniform Rentals	31,284	44,647	52,067	70,000	66,375
429001	Tuition/Training	1,758	2,451	650	12,000	20,000
429009	Administrative Trustee Fee	396	1,166	609	700	620
429011	Demolition And Clearing	251,959	137,205	129,148	500,000	450,000
429014	Contracted Personnel Svcs	1,891	3,346	—	8,000	8,000
429018	Permits And/Or Fees	5,050	250	5,350	7,000	6,195
429090	Misc Contracted Services	186,459	218,723	139,418	734,000	700,000
429095	Bank Service Charges	—	—	—	30	—
Contracted Services Subtotal		530,318	479,869	525,651	1,816,955	2,103,171
Utilities						
422000	Sewer Usage Charges	10,033	51,686	39,250	40,000	40,000
422010	Water	97,554	126,000	124,618	142,000	200,000
422020	Electricity	39,927	47,704	50,198	72,000	100,000
422030	Heat	72,390	78,471	96,618	90,000	150,000
422040	Property Taxes	2,546	1,295	2,578	4,000	4,000
422060	Power - Street Lights	36,255	33,397	73,575	62,961	63,000
422080	Sewerage Maint Charges	75	18,403	145,745	—	162,000
422090	Refuse	1,261	—	—	1,200	1,200
422091	Disposal	6,404,471	6,711,028	6,812,376	6,800,000	7,621,000
422093	Recycling Disposal	102,753	167,043	152,709	135,000	177,000
422094	Composting Disposal	—	50,000	50,000	94,000	94,000
422098	Steelton Admin Fee	11,690	(2,643)	—	—	—
429003	General Administrative Charges	—	—	—	—	153,044
Utilities Subtotal		6,778,955	7,282,385	7,547,667	7,441,161	8,765,244

Fund Expenditure Detail

Account		2020 Actual	2021 Actual	2022 Actual	2023 Budget	2024 Budget
Maint And Repairs						
425010	Vehicular Equip-Repairs/Maint	155,515	134,792	108,496	140,410	124,263
425030	Building Maintenance	—	—	—	—	3,500
425090	Maintenance Svc Contract	42,285	41,829	60,318	80,000	75,225
Maint And Repairs Subtotal		197,800	176,621	168,814	220,410	202,988
Supplies						
430001	Educational	2,641	2,632	1,915	7,000	7,000
430002	Software	25,024	17,091	19,948	35,000	83,000
430009	Office Supplies	2,059	3,094	4,126	15,000	15,930
430011	Custodial Supplies	401	—	—	—	—
430012	Personal Safety	19,402	20,122	13,371	20,000	30,000
430014	Wearing Apparel	9,634	6,287	8,148	12,000	25,000
430029	Building Maint Supplies	253	25	—	—	5,000
430030	Snow Control	—	—	—	—	26,550
430031	Asphalt	3,114	13,719	33,432	70,000	90,000
430032	Concrete	175	—	1,299	—	10,000
430042	Tools And Hardware	18,282	12,096	11,330	40,000	35,400
430050	Motor Fuels/Lubricants	169,698	114,663	128,862	64,431	64,431
430051	Tires And Batteries	27,703	31,109	30,000	30,000	30,000
430052	Veh/Equip Parts And Supplies	20,416	19,588	25,000	25,000	25,000
430063	Demolition Supplies	—	10,996	13,132	25,000	30,000
430064	Commercial Trash Toters	—	—	—	10,000	10,000
430065	Residential Recycl Toters	114,550	28,280	260	7,400	10,500
430066	Residential Trash Toters	381,188	30,018	7,090	35,000	75,000
430067	Commercial Recycl Toters	—	—	—	7,600	10,000
430099	Misc Supplies And Expense	12,952	17,280	3,209	60,000	53,100
Supplies Subtotal		807,490	326,998	301,122	463,431	635,911
Minor Capital						
439015	Office Equipmt - Minor Cap	3,735	8,542	5,622	16,000	14,160
439020	Buildings And Structures	3,336	1,420	—	25,000	20,000
439099	Misc Equipment-Minor Cap	11,947	8,388	15,576	30,000	26,550
Minor Capital Subtotal		19,018	18,350	21,198	71,000	60,710
Capital Outlay						
453004	Vehicles	5,420	40,593	6,114	877,000	350,000
453049	Lease Purchase	—	0	337,535	85,251	—
453099	Equipment - Other	—	—	—	100,000	90,000

Fund Expenditure Detail

Account		2020 Actual	2021 Actual	2022 Actual	2023 Budget	2024 Budget
455002	Deprec - Bldgs/Structures	32,857	63,543	—	—	—
455003	Deprec - Equipment	343,293	390,344	—	—	—
455004	Deprec - Motor Equipment	904,102	1,022,865	—	—	—
Capital Outlay Subtotal		1,285,672	1,517,345	343,649	1,062,251	440,000
Other						
447030	Interest Payment	50,968	21,755	—	—	—
Other Subtotal		50,968	21,755	—	—	—
Subtotal		14,362,166	13,952,392	13,625,958	16,505,185	17,931,944
Total Expenditures		14,362,166	13,952,392	13,625,958	16,505,185	17,931,944

Neighborhood Service Fund-Park Maintenance

Position	Anniversary/D.O.B.			End of Year Salary	Grade/Step Increase	Annual Increase	Long.	Salary	Lump Sum	FICA	Fringe Benefits	Total
DEPUTY DIRECTOR (50%)	10	31	2016	\$ 39,000.00	0.00	3,500.00	0.00	42,500.00	0.00	3,252.00	0.00	45,752.00
OPERATIONS MANAGER	3	#	1997	\$ 66,000.00	0.00	9,000.00	0.00	75,000.00	0.00	5,738.00	0.00	80,738.00
MANAGEMENT TOTALS				105,000.00	0.00	12,500.00	0.00	117,500.00	0.00	8,990.00	0.00	126,490.00
TRADESMAN	6	#	2018	\$ 46,717.53	0.00	1,401.53	0.00	48,119.00	0.00	3,682.00	0.00	51,801.00
CONSTRUCTION TRADESMAN II	3	#	2017	\$ 53,029.43	0.00	1,590.88	0.00	54,620.00	0.00	4,179.00	0.00	58,799.00
CREW LEADER III	2	17	2009	\$ 51,335.82	0.00	1,540.67	0.00	52,876.00	0.00	4,046.00	0.00	56,922.00
CREW LEADER V	5	8	2000	\$ 58,163.19	0.00	1,744.90	581.63	60,490.00	0.00	4,628.00	0.00	65,118.00
CREW LEADER I				\$ 45,330.82	0.00	1,319.76	0.00	46,651.00	0.00	3,569.00	0.00	50,220.00
CREW LEADER I	9	14	2020	\$ 48,199.84	0.00	1,445.99	0.00	49,646.00	0.00	3,798.00	0.00	53,444.00
LANDSCAPE TECHNICIAN II	10	10	2017	\$ 48,199.84	0.00	1,445.99	0.00	49,646.00	0.00	3,798.00	0.00	53,444.00
LANDSCAPE TECHNICIAN I				\$ 46,717.53	0.00	1,401.52	0.00	48,119.00	0.00	3,682.00	0.00	51,801.00
LABORER III	3	#	2017	\$ 45,330.82	0.00	1,179.17	0.00	46,510.00	0.00	3,559.00	0.00	50,069.00
LABORER III	4	3	2017	\$ 45,330.82	0.00	1,179.17	0.00	46,510.00	0.00	3,559.00	0.00	50,069.00
LABORER III	3	13	2023	\$ 41,553.23	1,231.32	1,246.59	0.00	44,031.00	0.00	3,369.00	0.00	47,400.00
LABORER III	9	16	2019	\$ 45,330.82	0.00	1,179.17	0.00	46,510.00	0.00	3,559.00	0.00	50,069.00
LABORER III	1	10	2023	\$ 41,553.23	1,231.32	1,246.59	0.00	44,031.00	0.00	3,369.00	0.00	47,400.00
LABORER III	9	#	2022	\$ 41,553.23	1,231.32	1,246.59	0.00	44,031.00	0.00	3,369.00	0.00	47,400.00
LABORER III	5	#	2023	\$ 41,553.23	1,231.32	1,246.59	0.00	44,031.00	0.00	3,369.00	0.00	47,400.00
LABORER III	10	2	2023	\$ 41,553.23	1,231.32	1,246.59	0.00	44,031.00	0.00	3,369.00	0.00	47,400.00
LABORER III				\$ 41,553.23	0.00	1,246.59	0.00	42,800.00	0.00	3,275.00	0.00	46,075.00
LABORER III				\$ 41,553.23	0.00	1,246.59	0.00	42,800.00	0.00	3,275.00	0.00	46,075.00
STADIUM GROUNDSKEEPER II	5	4	1998	\$ 54,703.01	0.00	4,658.04	547.03	59,908.00	0.00	4,583.00	0.00	64,491.00

tenance

Position	Anniversary/D.O.H.	End of Year Salary	Grade/Step Increase	Annual Increase	Long.	Salary	Lump Sum	FICA	Fringe Benefits	Total
SANITATION ENFORCEMENT OFFICER		\$ 46,717.53	0.00	1,401.53	0.00	48,119.00	0.00	3,682.00	0.00	51,801.00
BARGAINING UNIT TOTALS		925,979.61	6,156.60	30,214.44	1,128.66	963,479.00	0.00	73,719.00	0.00	1,037,198.00
TOTAL		1,030,979.61	6,156.60	42,714.44	1,128.66	1,080,979.00	0.00	82,709.00	0.00	1,163,688.00
	PS					56,250.00	0.00	4,304.00	0.00	60,554.00
						30,464.00	0.00	2,331.00	0.00	32,795.00

Job Classification	2023 Adopted	2024 Approved	2023 Adopted	2024 Approved
Deputy Director (50%)	0.00	0.50	39,000	42,500
Operations Manager	0.00	1.00	66,000	75,000
Total Management	0.00	1.50	105,000	117,500
Labor III	8.00	10.00	349,687	445,285
Laborer II 25%	1.25	1.25	50,245	0
Construction Tradesman II	1.00	1.00	53,029	54,620
Tradesman	1.00	1.00	46,718	48,119
Sanitation Enforcement Officer	0.00	1.00	0	48,119
Crew Leader III	1.00	1.00	51,356	52,876
Crew Leader IV	0.00	0.00	0	0
Crew Leader V	1.00	1.00	58,163	60,490
Crew Leader I	0.00	2	0	96297
Landscape Technician I	5.00	2.00	46,717	48119
Landscape Technician II	2.00	1.00	92,049	49,646
Stadium Groundskeeper	1.00	1.00	55,234	59,908
Seasonal Asst Forester	1.00	0.00	8,640	0
Seasonal Asst Forester	1.00	0.00	8,640	0
Total Bargaining Unit	23.25	22.25	820,478	963,479
Temporary Employees			0	0
Overtime			0	0
FICA			0	89,344
Bonus			45,000	16,000
Total Fringe Benefits			45,000	105,344
	23.25	23.75	970,478	1,186,323

Fund Expenditure Detail

Account		2020 Actual	2021 Actual	2022 Actual	2023 Budget	2024 Budget
Personnel						
419001	Social Security	64,938	71,411	77,294	101,493	89,344
Personnel Subtotal		64,938	71,411	77,294	101,493	89,344
Salaries/Wages						
414000	Salaries And Wages	815,326	847,845	903,432	1,239,820	1,080,979
414002	Signing Bonus	—	1,000	45,000	—	16,000
415000	Temporary	—	6,976	—	30,464	30,464
416000	Overtime	43,580	77,610	76,952	56,250	56,250
Salaries/Wages Subtotal		858,907	933,432	1,025,384	1,326,534	1,183,693
Communications						
420010	Advertising Services	—	—	121	1,500	1,500
420020	Printing Services	—	—	130	300	300
Communications Subtotal		—	—	252	1,800	1,800
Contracted Services						
424060	Other Rentals	121	(25)	2,590	5,000	5,000
424061	Uniform Rentals	15,088	15,115	9,315	20,000	30,000
429001	Tuition/Training	1,179	2,986	5,022	11,000	11,000
429015	Travel	83	57	60	3,000	3,000
429016	Conferences	—	—	—	3,000	3,000
429017	Memberships	264	1,229	943	1,500	1,500
429090	Misc Contracted Services	11,011	182,587	165,963	130,000	150,000
Contracted Services Subtotal		27,747	201,949	183,893	173,500	203,500
Maint And Repairs						
425010	Vehicular Equip-Repairs/Maint	617	682	746	10,000	15,000
425030	Building Maintenance	15,026	3,978	—	10,000	—
425090	Maintenance Svc Contract	10,975	31,652	14,642	81,125	—
Maint And Repairs Subtotal		26,618	36,312	15,388	101,125	15,000
Supplies						
430001	Educational	413	(45)	250	1,000	1,000
430002	Software	1,500	—	—	1,200	1,200
430009	Office Supplies	9	2,640	—	2,800	2,800
430011	Custodial Supplies	8,061	16,904	23,508	11,000	—
430012	Personal Safety	5,360	11,091	11,507	12,000	15,000
430014	Wearing Apparel	1,343	1,104	1,233	1,500	2,500
430029	Building Maint Supplies	11,116	5,106	8,834	30,000	—

Fund Expenditure Detail

Account		2020 Actual	2021 Actual	2022 Actual	2023 Budget	2024 Budget
430030	Snow Control	1,877	107	1,190	—	—
430032	Concrete	6,778	—	340	1,750	—
430037	Chemicals	—	1,078	1,727	2,200	3,500
430040	Botanical	37,411	35,873	40,645	80,000	80,000
430041	Playground/Pool Supplies	818	3,921	873	4,500	—
430042	Tools And Hardware	17,662	8,076	9,095	10,000	10,000
430050	Motor Fuels/Lubricants	282	10	300	500	500
430051	Tires And Batteries	3,343	1,174	1,003	3,500	3,500
430052	Veh/Equip Parts And Supplies	5,055	3,579	3,857	8,000	8,000
430099	Misc Supplies And Expense	1,404	38,655	32,567	57,100	55,000
Supplies Subtotal		102,431	129,274	136,929	227,050	183,000
Minor Capital						
439015	Office Equipmt - Minor Cap	849	—	426	7,800	7,800
439099	Misc Equipment-Minor Cap	1,051	2,380	72	3,500	3,500
Minor Capital Subtotal		1,901	2,380	498	11,300	11,300
Capital Outlay						
452008	Building Improvements	—	1,700	263	7,000	—
453099	Equipment - Other	—	—	262,301	400,000	—
Capital Outlay Subtotal		—	1,700	262,564	407,000	—
Subtotal		1,082,541	1,376,457	1,702,201	2,349,802	1,687,637
Total Expenditures		1,082,541	1,376,457	1,702,201	2,349,802	1,687,637

Neighborhood Service Fund-Borough of Steelton

Fund Revenue Summary

Account		2020 Actual	2021 Actual	2022 Actual	2023 Budget	2024 Budget
64 - Sanitation						
390001	Steelton Admin Fee	—	10,832	14,401	11,000	11,676
390003	Steelton Special Pick-Up	—	295	40	300	—
390004	Steelton Refuse/Disposal	—	701,757	736,330	720,000	821,072
390007	Penbrook Refuse/Disposal	—	278,278	—	—	—
390008	Penbrook Special Fees	—	3,323	—	—	—
390011	Paxtang Refuse/Disposal	—	131,834	—	—	—
399099	Estimated Cash Carryover	—	—	—	—	125,307
64 - Sanitation Subtotal		—	1,126,319	750,771	731,300	958,055
Total Revenues		—	1,126,319	750,771	731,300	958,055

Fund Expenditure Detail

Account		2020 Actual	2021 Actual	2022 Actual	2023 Budget	2024 Budget
Interfund						
481025	Interfund-Neighborhd Svcs	—	—	—	—	120,000
Interfund Subtotal		—	—	—	—	120,000
Personnel						
419001	Social Security	—	18,004	11,797	12,094	12,869
419002	Medical	—	53,682	38,693	34,000	77,297
419011	Workers' Comp-Adj Fees	—	—	—	—	325
419012	Loss Time And Medical	—	—	—	—	3,250
Personnel Subtotal		—	71,686	50,490	46,094	93,741
Salaries/Wages						
414000	Salaries And Wages	—	235,349	154,203	159,600	164,389
Salaries/Wages Subtotal		—	235,349	154,203	159,600	164,389
Communications						
420020	Printing Services	—	—	361	—	2,925
Communications Subtotal		—	—	361	—	2,925
Contracted Services						
423002	Stop/Loss Premium	—	—	—	—	16,551
423010	Automobile Prem	—	—	—	—	2,134
423011	Auto Deduct	—	—	—	—	2,600
423020	General Liability Premium	—	—	—	—	2,852
423021	General Liability Deductible	—	—	—	—	130
424060	Other Rentals	—	97,500	—	—	—
424061	Uniform Rentals	—	—	—	3,000	4,875
429009	Administrative Trustee Fee	—	—	—	—	45
429018	Permits And/Or Fees	—	—	—	—	455
Contracted Services Subtotal		—	97,500	—	3,000	29,642
Utilities						
422091	Disposal	—	399,842	230,154	248,400	253,360
422093	Recycling Disposal	—	—	—	5,000	13,000
422098	Steelton Admin Fee	—	13,475	14,951	10,800	11,206
429003	General Administrative Charges	—	—	—	—	5,350
Utilities Subtotal		—	413,317	245,105	264,200	282,916
Maint And Repairs						
425010	Vehicular Equip-Repairs/Maint	—	13,770	3,373	6,200	9,127

Fund Expenditure Detail

Account		2020 Actual	2021 Actual	2022 Actual	2023 Budget	2024 Budget
425090	Maintenance Svc Contract	—	—	—	—	5,525
Maint And Repairs Subtotal		—	13,770	3,373	6,200	14,652
Supplies						
430002	Software	—	9,086	8,764	9,315	7,000
430009	Office Supplies	—	—	—	—	1,170
430012	Personal Safety	—	—	—	3,000	3,000
430014	Wearing Apparel	—	—	—	3,105	3,105
430030	Snow Control	—	—	—	—	1,950
430042	Tools And Hardware	—	—	—	—	2,600
430050	Motor Fuels/Lubricants	—	17,182	5,952	19,500	19,500
430051	Tires And Batteries	—	—	—	—	1,950
430052	Veh/Equip Parts And Supplies	—	—	—	—	1,625
430065	Residential Recycl Toters	—	31,753	—	—	—
430066	Residential Trash Toters	—	31,753	—	—	—
430099	Misc Supplies And Expense	—	—	—	—	3,900
Supplies Subtotal		—	89,773	14,716	34,920	45,800
Minor Capital						
439015	Office Equipmt - Minor Cap	—	—	—	—	1,040
439099	Misc Equipment-Minor Cap	—	7,138	—	—	1,950
Minor Capital Subtotal		—	7,138	—	—	2,990
Capital Outlay						
453004	Vehicles	—	—	—	201,000	201,000
Capital Outlay Subtotal		—	—	—	201,000	201,000
Subtotal		—	928,533	468,248	715,014	958,055
Total Expenditures		—	928,533	468,248	715,014	958,055

Neighborhood Service Fund-Borough of Penbrook

Fund Revenue Summary

Account		2020 Actual	2021 Actual	2022 Actual	2023 Budget	2024 Budget
64 - Sanitation						
390007	Penbrook Refuse/Disposal	—	—	319,900	319,800	355,052
390008	Penbrook Special Fees	—	—	87	3,625	—
399099	Estimated Cash Carryover	—	—	—	—	19,957
64 - Sanitation Subtotal		—	—	319,987	323,425	375,009
Total Revenues		—	—	319,987	323,425	375,009

Fund Expenditure Detail

Account		2020 Actual	2021 Actual	2022 Actual	2023 Budget	2024 Budget
Interfund						
481025	Interfund-Neighborhd Svcs	—	—	—	—	18,000
Interfund Subtotal		—	—	—	—	18,000
Personnel						
419001	Social Security	—	—	4,413	4,506	4,783
419002	Medical	—	—	13,656	12,000	14,822
419011	Workers' Comp-Adj Fees	—	—	—	—	167
419012	Loss Time And Medical	—	—	—	—	1,665
Personnel Subtotal		—	—	18,069	16,506	21,437
Salaries/Wages						
414000	Salaries And Wages	—	—	57,687	58,898	60,665
Salaries/Wages Subtotal		—	—	57,687	58,898	60,665
Communications						
420020	Printing Services	—	—	—	—	1,499
Communications Subtotal		—	—	—	—	1,499
Contracted Services						
423002	Stop/Loss Premium	—	—	—	—	2,498
423010	Automobile Prem	—	—	—	—	1,093
423011	Auto Deduct	—	—	—	—	1,332
423020	General Liability Premium	—	—	—	—	1,461
423021	General Liability Deductible	—	—	—	—	67
424060	Other Rentals	5,670	—	45,930	59,000	65,000
424061	Uniform Rentals	—	—	—	2,000	2,498
429009	Administrative Trustee Fee	—	—	—	—	23
429018	Permits And/Or Fees	—	—	—	—	233
Contracted Services Subtotal		5,670	—	45,930	61,000	74,205
Utilities						
422091	Disposal	—	—	112,408	107,640	127,700
422093	Recycling Disposal	—	—	—	4,000	6,660
429003	General Administrative Charges	—	—	—	—	2,412
Utilities Subtotal		—	—	112,408	111,640	136,772
Maint And Repairs						
425010	Vehicular Equip-Repairs/Maint	—	—	—	6,000	4,676
425090	Maintenance Svc Contract	—	—	—	—	2,831
Maint And Repairs Subtotal		—	—	—	6,000	7,507

Fund Expenditure Detail

Account		2020 Actual	2021 Actual	2022 Actual	2023 Budget	2024 Budget
Supplies						
430009	Office Supplies	—	—	—	—	599
430012	Personal Safety	—	—	—	400	999
430014	Wearing Apparel	—	—	—	104	833
430030	Snow Control	—	—	—	—	999
430042	Tools And Hardware	—	—	—	—	1,332
430050	Motor Fuels/Lubricants	—	—	3,400	3,400	2,146
430051	Tires And Batteries	—	—	—	—	999
430052	Veh/Equip Parts And Supplies	—	—	—	—	833
430065	Residential Recycl Toters	—	—	—	4,050	8,000
430066	Residential Trash Toters	—	—	—	4,050	8,000
430067	Commercial Recycl Toters	—	—	—	—	333
430099	Misc Supplies And Expense	—	—	—	—	1,998
Supplies Subtotal		—	—	3,400	12,004	27,071
Minor Capital						
439015	Office Equipmt - Minor Cap	—	—	—	—	533
439099	Misc Equipment-Minor Cap	—	—	—	—	999
Minor Capital Subtotal		—	—	—	—	1,532
Capital Outlay						
453004	Vehicles	—	—	—	57,000	26,321
Capital Outlay Subtotal		—	—	—	57,000	26,321
Subtotal		5,670	—	237,494	323,048	375,009
Total Expenditures		5,670	—	237,494	323,048	375,009

Neighborhood Service Fund-Borough of Paxtang

Fund Revenue Summary

Account		2020 Actual	2021 Actual	2022 Actual	2023 Budget	2024 Budget
64 - Sanitation						
390011	Paxtang Refuse/Disposal	—	—	182,667	185,000	201,990
399099	Estimated Cash Carryover	—	—	—	—	1,437
64 - Sanitation Subtotal		—	—	182,667	185,000	203,427
Total Revenues		—	—	182,667	185,000	203,427

Fund Expenditure Detail

Account		2020 Actual	2021 Actual	2022 Actual	2023 Budget	2024 Budget
Personnel						
419001	Social Security	—	—	2,878	3,310	3,486
419002	Medical	—	—	9,104	8,200	10,236
419011	Workers' Comp-Adj Fees	—	—	—	—	83
419012	Loss Time And Medical	—	—	—	—	835
Personnel Subtotal		—	—	11,982	11,510	14,640
Salaries/Wages						
414000	Salaries And Wages	—	—	37,622	43,265	44,562
Salaries/Wages Subtotal		—	—	37,622	43,265	44,562
Communications						
420020	Printing Services	—	—	—	—	751
Communications Subtotal		—	—	—	—	751
Contracted Services						
423002	Stop/Loss Premium	—	—	—	—	1,252
423010	Automobile Prem	—	—	—	—	548
423011	Auto Deduct	—	—	—	—	668
423020	General Liability Premium	—	—	—	—	733
423021	General Liability Deductible	—	—	—	—	33
424060	Other Rentals	3,330	—	22,570	34,000	35,000
424061	Uniform Rentals	—	—	—	1,000	1,252
429009	Administrative Trustee Fee	—	—	—	—	12
429018	Permits And/Or Fees	—	—	—	—	117
Contracted Services Subtotal		3,330	—	22,570	35,000	39,615
Utilities						
422091	Disposal	—	—	58,467	51,750	65,030
422093	Recycling Disposal	—	—	—	2,000	3,340
429003	General Administrative Charges	—	—	—	—	1,407
Utilities Subtotal		—	—	58,467	53,750	69,777
Maint And Repairs						
425010	Vehicular Equip-Repairs/Maint	—	—	—	3,000	2,344
425090	Maintenance Svc Contract	—	—	—	—	1,419
Maint And Repairs Subtotal		—	—	—	3,000	3,763
Supplies						
430009	Office Supplies	—	—	—	—	301
430012	Personal Safety	—	—	—	500	501

Fund Expenditure Detail

Account		2020 Actual	2021 Actual	2022 Actual	2023 Budget	2024 Budget
430014	Wearing Apparel	—	—	—	518	417
430030	Snow Control	—	—	—	—	501
430042	Tools And Hardware	—	—	—	—	668
430050	Motor Fuels/Lubricants	—	—	3,200	3,200	1,076
430051	Tires And Batteries	—	—	—	—	501
430052	Veh/Equip Parts And Supplies	—	—	—	—	417
430065	Residential Recycl Toters	—	—	—	3,900	4,000
430066	Residential Trash Toters	—	—	—	3,900	4,000
430067	Commercial Recycl Toters	—	—	—	—	167
430099	Misc Supplies And Expense	—	—	—	—	1,002
Supplies Subtotal		—	—	3,200	12,018	13,551
Minor Capital						
439015	Office Equipmt - Minor Cap	—	—	—	—	267
439099	Misc Equipment-Minor Cap	—	—	—	—	501
Minor Capital Subtotal		—	—	—	—	768
Capital Outlay						
453004	Vehicles	—	—	—	26,321	16,000
Capital Outlay Subtotal		—	—	—	26,321	16,000
Subtotal		3,330	—	133,841	184,864	203,427
Total Expenditures		3,330	—	133,841	184,864	203,427



Harrisburg Senators Fund

Personnel	2023 Adopted	2024 Approved
Maint And Repairs		
Building Maintenance	—	—
Maint And Repairs Subtotal	—	—
Capital Outlay		
Building Improvements	—	—
Deprec - Bldgs/Structures	—	—
Buildings And Structures	—	5,634,470
Capital Outlay Subtotal	—	5,634,470
Other		
Interest Payment	—	—
Principal Payment	—	—
Amortization Expense	—	—
Fee Payments - Debt Related	—	—
Escrow Deposit Subsidy	—	—
Other Subtotal	—	—
Total Expenditures	—	5,634,470

Fund Revenue Summary

Account		2020 Actual	2021 Actual	2022 Actual	2023 Budget	2024 Budget
81 - Parks And Recreation						
345081	Special Park Fees-City Island	0	0	41,745	81,000	52,714
352000	Int On Invstmnts/Grant	1,312	83	0	0	0
355002	Fnb Field Park	38,924	256,004	379,738	379,738	379,738
398010	Interfund - General Fund	467,856	5,581,342	0	0	5,202,018
399099	Estimated Cash Carryover	0	0	0	0	0
81 - Parks And Recreation Subtotal		508,092	5,837,430	421,482	460,738	5,634,470
Total Revenues		508,092	5,837,430	421,482	460,738	5,634,470

Fund Expenditure Detail

Account	2020 Actual	2021 Actual	2022 Actual	2023 Budget	2024 Budget
Capital Outlay					
Building Improvements					
452008 Building Improvements	0	50,000	0	0	0
Building Improvements Subtotal	0	50,000	0	0	0
Deprec - Bldgs/Structures					
455002 Deprec - Bldgs/Structures	928,600	928,600	0	0	0
Deprec - Bldgs/Structures Subtotal	928,600	928,600	0	0	0
Buildings And Structures					
452000 Buildings And Structures	0	0	0	0	5,634,470
Buildings And Structures Subtotal	0	0	0	0	5,634,470
Capital Outlay Subtotal	928,600	978,600	0	0	5,634,470
Other					
Interest Payment					
447030 Interest Payment	275,098	241,851	0	0	0
Interest Payment Subtotal	275,098	241,851	0	0	0
Amortization Expense					
455000 Amortization Expense	5,155	27,097	0	0	0
Fee Payments - Debt Related					
Amortization Expense Subtotal	5,155	27,097	0	0	0
449000 Fee Payments - Debt Related	0	53,365	0	0	0
Escrow Deposit Subsidy					
Fee Payments - Debt Related Subtotal	0	53,365	0	0	0
464000 Escrow Deposit Subsidy	0	876,001	0	0	0
Escrow Deposit Subsidy Subtotal	0	876,001	0	0	0
Other Subtotal	280,253	1,198,314	0	0	0
Total Expenditures	1,208,853	2,176,914	0	0	5,634,470

Parks And Recreation (81)

	2022 Actual	2024 Budget
Revenue		
345081 Special Park Fees-City Island	81,000	52,714
352000 Int On Invstmnts/Grant	0	0
355002 Fnb Field Park	379,738	379,738
398010 Interfund - General Fund	0	5,202,018
399099 Estimated Cash Carryover	0	0
Total Revenue	460,738	5,634,470

Parks And Recreation (81)

	2022 Actual	2024 Budget
Expenditures		
414000 Salaries And Wages	0	491,438
415000 Temporary	0	350,000
416000 Overtime	0	30,000
419001 Social Security	0	66,675
420010 Advertising Services	0	6,000
421030 Consulting / Prof Services	0	35,000

Parks And Recreation (81)

	2022 Actual	2024 Budget
424020 Web/Software Services	0	9,500
424060 Other Rentals	0	75,000
425030 Building Maintenance	0	0
425031 Pools/Recreation Equipmt	0	10,000
429001 Tuition/Training	0	24,000
429015 Travel	0	45,000
429017 Memberships	0	2,000
429090 Misc Contracted Services	0	100,000
430009 Office Supplies	0	9,000
430014 Wearing Apparel	0	10,000
430037 Chemicals	0	23,000
430041 Playground/Pool Supplies	0	170,000
430099 Misc Supplies And Expense	0	80,000
439015 Office Equipmt - Minor Cap	0	9,000
439020 Buildings And Structures	0	0
447030 Interest Payment	0	0
448030 Principal Payment	0	0
449000 Fee Payments - Debt Related	0	0
452000 Buildings And Structures	0	5,634,470
452008 Building Improvements	0	0
454004 Improvement-Playground	0	0
455000 Amortization Expense	0	0
455002 Deprec - Bldgs/Structures	0	0
464000 Escrow Deposit Subsidy	0	0
Total Expenditures	0	7,180,083

Incinerator/Disposal Fund

Personnel	2023 Adopted	2024 Approved
Interfund		
Interfund-Neighborhd Svcs	—	210,700
Interfund Subtotal	—	210,700
Capital Outlay		
Deprec - Motor Equipment	—	—
Capital Outlay Subtotal	—	—
Total Expenditures	—	210,700

Fund Revenue Summary

Account	2020 Actual	2021 Actual	2022 Actual	2023 Budget	2024 Budget
64 - Sanitation					
368051 Disposal Liens Principal	15,953	162,305	0	0	0
368052 Disposal Liens Interest	615	4,788	0	0	0
399099 Estimated Cash Carryover	0	0	0	0	210,700
64 - Sanitation Subtotal	16,568	167,093	0	0	210,700
Total Revenues	16,568	167,093	0	0	210,700

Fund Expenditure Detail

Account	2020 Actual	2021 Actual	2022 Actual	2023 Budget	2024 Budget
Interfund					
Interfund-Neighborhd Svcs					
481025 Interfund-Neighborhd Svcs	0	0	0	0	210,700
Interfund-Neighborhd Svcs Subtotal	0	0	0	0	210,700
Interfund Subtotal	0	0	0	0	210,700
Capital Outlay					
Deprec - Motor Equipment					
455004 Deprec - Motor Equipment	30,000	30,000	0	0	0
Deprec - Motor Equipment Subtotal	30,000	30,000	0	0	0
Capital Outlay Subtotal	30,000	30,000	0	0	0
Total Expenditures	30,000	30,000	0	0	210,700

Sanitation (64)

	2022 Actual	2024 Budget
Revenue		
352000 Int On Invstmnts/Grant	0	0
358090 Sale Of Assets	0	0
367051 Collection Liens Principal	0	0
367052 Collection Liens Interest	0	0
368051 Disposal Liens Principal	0	0
368052 Disposal Liens Interest	0	0
390001 Steelton Admin Fee	11,000	11,676
390003 Steelton Special Pick-Up	300	0
390004 Steelton Refuse/Disposal	720,000	821,072
390007 Penbrook Refuse/Disposal	319,800	355,052
390008 Penbrook Special Fees	3,625	0
390011 Paxtang Refuse/Disposal	185,000	201,990
399099 Estimated Cash Carryover	0	357,401
Total Revenue	1,239,725	1,747,191
Expenditures		
414000 Salaries And Wages	261,763	269,616
419001 Social Security	19,910	21,138
419002 Medical	54,200	102,355
419011 Workers' Comp-Adj Fees	0	575
419012 Loss Time And Medical	0	5,750
419026 Pension Expense	0	0
420020 Printing Services	0	5,175
422091 Disposal	407,790	446,090
422093 Recycling Disposal	11,000	23,000
422098 Steelton Admin Fee	10,800	11,206
423002 Stop/Loss Premium	0	20,301
423010 Automobile Prem	0	3,775
423011 Auto Deduct	0	4,600

Sanitation (64)

	2022 Actual	2024 Budget
423020 General Liability Premium	0	5,046
423021 General Liability Deductible	0	230
424060 Other Rentals	93,000	100,000
424061 Uniform Rentals	6,000	8,625
425010 Vehicular Equip-Repairs/Maint	15,200	16,147
425090 Maintenance Svc Contract	0	9,775
429003 General Administrative Charges	0	9,169
429009 Administrative Trustee Fee	0	80
429018 Permits And/Or Fees	0	805
430002 Software	9,315	7,000
430009 Office Supplies	0	2,070
430012 Personal Safety	3,900	4,500
430014 Wearing Apparel	3,727	4,355
430030 Snow Control	0	3,450
430042 Tools And Hardware	0	4,600
430050 Motor Fuels/Lubricants	26,100	22,722
430051 Tires And Batteries	0	3,450
430052 Veh/Equip Parts And Supplies	0	2,875
430065 Residential Recycl Toters	7,950	12,000
430066 Residential Trash Toters	7,950	12,000
430067 Commercial Recycl Toters	0	500
430099 Misc Supplies And Expense	0	6,900
439015 Office Equipmt - Minor Cap	0	1,840
439099 Misc Equipment-Minor Cap	0	3,450
453004 Vehicles	284,321	243,321
453030 Motor Vehicle/Equipment	0	0
455004 Deprec - Motor Equipment	0	0
481025 Interfund-Neighborhd Svcs	0	348,700
Total Expenditures	1,222,926	1,747,191



Blight Remediation Fund

Personnel	2023 Adopted	2024 Approved
Fringe Benefits		
Social Security	—	—
Fringe Benefits Subtotal	—	—
Salaries/Wages		
Salaries And Wages	—	—
Salaries/Wages Subtotal	—	—
Communications		
Telecommunications	500	500
Communications Subtotal	500	500
Contracted Services		
Misc Contracted Services	43,400	53,500
Contracted Services Subtotal	43,400	53,500
Supplies		
Misc Supplies And Expense	3,710	12,434
Wearing Apparel	—	—
Tools And Hardware	—	—
Supplies Subtotal	3,710	12,434
Minor Capital		
Misc Equipment-Minor Cap	—	10,934
Minor Capital Subtotal	—	10,934
Total Expenditures	47,610	77,368

Fund Revenue Summary

Account		2020 Actual	2021 Actual	2022 Actual	2023 Budget	2024 Budget
31 - Salvage						
343083	Recycling Rev - Demolition	6,377	3,553	1,402	3,600	3,600
352000	Int On Invstmnts/Grant	2,854	79	3,515	110	18,268
399099	Estimated Cash Carryover	0	0	0	0	0
31 - Salvage Subtotal		9,231	3,632	4,917	3,710	21,868
33 - Permit Penalty						
341003	Mitigation Fees	19,478	20,669	15,242	21,500	22,000
341022	Building Permit Fees	4,175	3,735	4,530	3,500	3,500
382000	Contributions And Donat	0	0	0	300	0
385018	Medical-Employee Contr	83	283	35	0	0
399099	Estimated Cash Carryover	0	0	0	0	0
33 - Permit Penalty Subtotal		23,736	24,687	19,806	25,300	25,500
34 - Foreclosure Property Registry						
341042	Vacant Property Registry	30,400	23,700	15,200	35,000	30,000
399099	Estimated Cash Carryover	0	0	0	0	0
34 - Foreclosure Property Registry Subtotal		30,400	23,700	15,200	35,000	30,000
Total Revenues		63,366	52,019	39,923	64,010	77,368

Fund Expenditure Detail

Account	2020 Actual	2021 Actual	2022 Actual	2023 Budget	2024 Budget
Fringe Benefits					
Social Security					
419001 Social Security	571	670	0	0	0
Social Security Subtotal	571	670	0	0	0
Fringe Benefits Subtotal	571	670	0	0	0
Salaries/Wages					
Salaries And Wages					
414000 Salaries And Wages	7,573	9,022	0	0	0
Salaries And Wages Subtotal	7,573	9,022	0	0	0
Salaries/Wages Subtotal	7,573	9,022	0	0	0
Communications					
Telecommunications					
420040 Telecommunications Svcs	0	448	0	500	500
Telecommunications Subtotal	0	448	0	500	500
Communications Subtotal	0	448	0	500	500
Contracted Services					
Misc Contracted Services					
429090 Misc Contracted Services	22,090	38,707	21,156	43,400	53,500
Misc Contracted Services Subtotal	22,090	38,707	21,156	43,400	53,500
Contracted Services Subtotal	22,090	38,707	21,156	43,400	53,500
Supplies					
Misc Supplies And Expense					
430099 Misc Supplies And Expense	0	3,638	0	3,710	12,434
Misc Supplies And Expense Subtotal	0	3,638	0	3,710	12,434
Supplies Subtotal	0	3,638	0	3,710	12,434
Minor Capital					
Misc Equipment-Minor Cap					
439099 Misc Equipment-Minor Cap	0	0	0	0	10,934
Misc Equipment-Minor Cap Subtotal	0	0	0	0	10,934
Minor Capital Subtotal	0	0	0	0	10,934
Total Expenditures	30,233	52,485	21,156	47,610	77,368

Salvage (31)

		2022 Actual	2024 Budget
Revenue			
343083	Recycling Rev - Demolition	3,600	3,600
352000	Int On Invstmts/Grant	110	18,268
399099	Estimated Cash Carryover	0	0
Total Revenue		3,710	21,868
Expenditures			
430099	Misc Supplies And Expense	3,710	10,934
439099	Misc Equipment-Minor Cap	0	10,934
Total Expenditures		3,710	21,868

Permit Penalty (33)

		2022 Actual	2024 Budget
Revenue			
341003	Mitigation Fees	21,500	22,000
341022	Building Permit Fees	3,500	3,500
382000	Contributions And Donat	300	0
385018	Medical-Employee Contr	0	0
399099	Estimated Cash Carryover	0	0
Total Revenue		25,300	25,500

Permit Penalty (33)

		2022 Actual	2024 Budget
Expenditures			
414000	Salaries And Wages	0	0
419001	Social Security	0	0
420040	Telecommunications Svcs	500	500
429090	Misc Contracted Services	23,400	23,500
430014	Wearing Apparel	0	0
430042	Tools And Hardware	0	0
430099	Misc Supplies And Expense	0	1,500
439099	Misc Equipment-Minor Cap	0	0
Total Expenditures		23,900	25,500

Foreclosure Property Registry (34)

		2022 Actual	2024 Budget
Revenue			
341042	Vacant Property Registry	35,000	30,000
399099	Estimated Cash Carryover	0	0
Total Revenue		35,000	30,000
Expenditures			
429090	Misc Contracted Services	20,000	30,000
Total Expenditures		20,000	30,000



Special Events/Project Reimbursement

Personnel	2023 Adopted	2024 Approved
Interfund		
Interfund-Neighborhd Svcs	250,000	250,000
Interfund Subtotal	250,000	250,000
Contracted Services		
Other Rentals	1,000	—
Misc Contracted Services	—	5,500
Contracted Services Subtotal	1,000	5,500
Supplies		
Software	5,000	—
Personal Safety	3,000	—
Commercial Trash Toters	3,000	—
Resident Recycling Toters	3,000	—
Resident Trash Toters	3,000	—
Commercial Recycl Toters	7,000	—
Misc Supplies And Expense	5,000	910
Supplies Subtotal	29,000	910
Total Expenditures	280,000	256,410

Fund Revenue Summary

Account		2020 Actual	2021 Actual	2022 Actual	2023 Budget	2024 Budget
00 - Null						
343082	Other Recycling Revenue	8,605	60,261	44,295	21,300	0
343090	Other Pub Works	3,723	12,691	18,494	10,000	0
352000	Int On Invstmnts/Grant	1,132	32	2,417	50	6,410
382000	Contributions And Donat	0	1,150	0	0	0
399099	Estimated Cash Carryover	0	0	0	260,000	250,000
00 - Null Subtotal		13,460	74,134	65,207	291,350	256,410
Total Revenues		13,460	74,134	65,207	291,350	256,410

Fund Expenditure Detail

Account	2020 Actual	2021 Actual	2022 Actual	2023 Budget	2024 Budget
Interfund					
Interfund-Neighborhd Svcs					
481025 Interfund-Neighborhd Svcs	0	0	0	250,000	250,000
Interfund-Neighborhd Svcs Subtotal	0	0	0	250,000	250,000
Interfund Subtotal	0	0	0	250,000	250,000
Contracted Services					
Other Rentals					
424060 Other Rentals	0	0	0	1,000	0
Other Rentals Subtotal	0	0	0	1,000	0
Misc Contracted Services					
429090 Misc Contracted Services	0	0	0	0	5,500
Misc Contracted Services Subtotal	0	0	0	0	5,500
Contracted Services Subtotal	0	0	0	1,000	5,500
Supplies					
Software					
430002 Software	5,250	10,500	0	5,000	0
Software Subtotal	5,250	10,500	0	5,000	0
Personal Safety					
430012 Personal Safety	0	0	0	3,000	0
Personal Safety Subtotal	0	0	0	3,000	0
Commercial Trash Toters					
430064 Commercial Trash Toters	0	0	0	3,000	0
Commercial Trash Toters Subtotal	0	0	0	3,000	0
Resident Recycling Toters					
430065 Residential Recycl Toters	0	0	0	3,000	0
Resident Recycling Toters Subtotal	0	0	0	3,000	0
Resident Trash Toters					
430066 Residential Trash Toters	0	0	0	3,000	0
Resident Trash Toters Subtotal	0	0	0	3,000	0
Commercial Recycl Toters					
430067 Commercial Recycl Toters	0	0	0	7,000	0
Commercial Recycl Toters Subtotal	0	0	0	7,000	0

Fund Expenditure Detail

Account		2020 Actual	2021 Actual	2022 Actual	2023 Budget	2024 Budget
Misc Supplies And Expense						
430099	Misc Supplies And Expense	0	0	0	5,000	910
Misc Supplies And Expense Subtotal		0	0	0	5,000	910
Supplies Subtotal		5,250	10,500	0	29,000	910
Total Expenditures		5,250	10,500	0	280,000	256,410



Fire Protection Fund

Personnel	2023 Adopted	2024 Approved
Contracted Services		
Tuition/Training	25,000	10,000
Misc Contracted Services	—	—
Contracted Services Subtotal	25,000	10,000
Supplies		
Educational	—	10,000
Supplies Subtotal	—	10,000
Minor Capital		
Operations Equipment	50,000	30,000
Minor Capital Subtotal	50,000	30,000
Capital Outlay		
Operations Equipment	50,000	—
Building Improvements	—	50,000
Vehicles	—	—
Capital Outlay Subtotal	50,000	50,000
Total Expenditures	125,000	100,000

Fund Revenue Summary

Account		2020 Actual	2021 Actual	2022 Actual	2023 Budget	2024 Budget
49 - Sharp Team						
342090	Other Public Safety	0	0	0	0	0
342092	Fines And Costs	441	1,452	494	0	0
352000	Int On Invstmts/Grant	2,011	55	2,547	100	2,900
355000	Rental Income	8,663	12,318	10,762	10,560	5,000
382000	Contributions And Donat	18,400	2,600	350	0	0
399099	Estimated Cash Carryover	0	0	0	104,340	72,100
49 - Sharp Team Subtotal		29,515	16,425	14,153	115,000	80,000
50 - Urban Search/Rescue						
399099	Estimated Cash Carryover	0	0	0	10,000	20,000
50 - Urban Search/Rescue Subtotal		0	0	0	10,000	20,000
Total Revenues		29,515	16,425	14,153	125,000	100,000

Fund Expenditure Detail

Account		2020 Actual	2021 Actual	2022 Actual	2023 Budget	2024 Budget
Contracted Services						
Tuition/Training						
429001	Tuition/Training	4,122	0	0	25,000	10,000
Tuition/Training Subtotal		4,122	0	0	25,000	10,000
Contracted Services Subtotal		4,122	0	0	25,000	10,000
Supplies						
Educational						
430001	Educational	0	0	0	0	10,000
Educational Subtotal		0	0	0	0	10,000
Supplies Subtotal		0	0	0	0	10,000
Minor Capital						
Operations Equipment						
439060	Operations Equip - Minor Cap	990	0	0	50,000	30,000
Operations Equipment Subtotal		990	0	0	50,000	30,000
Minor Capital Subtotal		990	0	0	50,000	30,000
Capital Outlay						
Operations Equipment						
453000	Operations Equip - Capital	0	0	0	50,000	0
Operations Equipment Subtotal		0	0	0	50,000	0
Building Improvements						
452008	Building Improvements	0	0	0	0	50,000
Building Improvements Subtotal		0	0	0	0	50,000
Vehicles						
453004	Vehicles	0	15,000	0	0	0
Vehicles Subtotal		0	15,000	0	0	0
Capital Outlay Subtotal		0	15,000	0	50,000	50,000
Total Expenditures		5,112	15,000	0	125,000	100,000

Sharp Team (49)

		2022 Actual	2024 Budget
Revenue			
342090	Other Public Safety	0	0
342092	Fines And Costs	0	0
352000	Int On Invstmnts/Grant	100	2,900
355000	Rental Income	10,560	5,000
382000	Contributions And Donat	0	0

Sharp Team (49)

		2022 Actual	2024 Budget
399099	Estimated Cash Carryover	104,340	72,100
Total Revenue		115,000	80,000
Expenditures			
429001	Tuition/Training	25,000	10,000
429090	Misc Contracted Services	0	0

Sharp Team (49)

		2022 Actual	2024 Budget
439060	Operations Equip - Minor Cap	40,000	20,000
452008	Building Improvements	0	50,000
453000	Operations Equip - Capital	50,000	0
453004	Vehicles	0	0
Total Expenditures		115,000	80,000

Urban Search/Rescue (50)

		2022 Actual	2024 Budget
Revenue			
399099	Estimated Cash Carryover	10,000	20,000
Total Revenue		10,000	20,000
Expenditures			
430001	Educational	0	10,000
439060	Operations Equip - Minor Cap	10,000	10,000
Total Expenditures		10,000	20,000

Police Protection Fund

Personnel	2023 Adopted	2024 Approved
Contracted Services		
Tuition/Training	116,250	96,059
Misc Contracted Services	15,000	—
Contracted Services Subtotal	131,250	96,059
Maint And Repairs		
Building Maintenance	—	—
Maint And Repairs Subtotal	—	—
Supplies		
Educational	—	5,000
Misc Supplies And Expense	—	—
Medical/Lab	—	—
Software	—	3,000
Personal Safety	—	—
Supplies Subtotal	—	8,000
Minor Capital		
Office Equipmt - Minor Cap	10,000	—
Minor Capital Subtotal	10,000	—
Capital Outlay		
Land	—	—
Vehicles	—	—
Capital Outlay Subtotal	—	—
Total Expenditures	141,250	104,059

Fund Revenue Summary

Account		2020 Actual	2021 Actual	2022 Actual	2023 Budget	2024 Budget
45 - Police Training						
342088	Pa State Police Reimburse	201,501	105,539	80,935	364,000	64,892
352000	Int On Invstmnts/Grant	3,615	118	6,411	175	31,167
382000	Contributions And Donat	635	3,000	0	0	0
399099	Estimated Cash Carryover	0	0	0	0	0
45 - Police Training Subtotal		205,751	108,657	87,345	364,175	96,059
46 - Police Projects						
382000	Contributions And Donat	1,625	10,179	13,799	10,000	5,000
399099	Estimated Cash Carryover	0	0	0	0	3,000
46 - Police Projects Subtotal		1,625	10,179	13,799	10,000	8,000
Total Revenues		207,376	118,837	101,144	374,175	104,059

Fund Expenditure Detail

Account	2020 Actual	2021 Actual	2022 Actual	2023 Budget	2024 Budget
Contracted Services					
Tuition/Training					
429001 Tuition/Training	42,970	71,543	52,028	116,250	96,059
Tuition/Training Subtotal	42,970	71,543	52,028	116,250	96,059
Misc Contracted Services					
429090 Misc Contracted Services	0	0	0	15,000	0
Misc Contracted Services Subtotal	0	0	0	15,000	0
Contracted Services Subtotal	42,970	71,543	52,028	131,250	96,059
Supplies					
Educational					
430001 Educational	0	0	0	0	5,000
Educational Subtotal	0	0	0	0	5,000
Software					
430002 Software	0	0	0	0	3,000
Software Subtotal	0	0	0	0	3,000
Supplies Subtotal	0	0	0	0	8,000
Minor Capital					
Office Equipmt - Minor Cap					
439015 Office Equipmt - Minor Cap	0	8,350	3,250	10,000	0
Office Equipmt - Minor Cap Subtotal	0	8,350	3,250	10,000	0
Minor Capital Subtotal	0	8,350	3,250	10,000	0
Total Expenditures	42,970	79,893	55,278	141,250	104,059

Police Training (45)

	2022 Actual	2024 Budget
Revenue		
342088 Pa State Police Reimburse	364,000	64,892
352000 Int On Invstmnts/Grant	175	31,167
382000 Contributions And Donat	0	0
399099 Estimated Cash Carryover	0	0
Total Revenue	364,175	96,059
Expenditures		
429001 Tuition/Training	116,250	96,059
Total Expenditures	116,250	96,059

Police Projects (46)

	2022 Actual	2024 Budget
Revenue		
382000 Contributions And Donat	10,000	5,000
399099 Estimated Cash Carryover	0	3,000
Total Revenue	10,000	8,000
Expenditures		
425030 Building Maintenance	0	0
429001 Tuition/Training	0	0
429090 Misc Contracted Services	15,000	0
430001 Educational	0	5,000
430002 Software	0	3,000
430012 Personal Safety	0	0

Police Projects (46)

		2022 Actual	2024 Budget
430016	Medical/Lab	0	0
430099	Misc Supplies And Expense	0	0
439015	Office Equipmt - Minor Cap	10,000	0
450000	Land	0	0
453004	Vehicles	0	0
Total Expenditures		25,000	8,000



Parks & Recreation Fund

Personnel	2023 Adopted	2024 Approved
Interfund		
Interfund - Events	80,000	—
Interfund - General Fund	100,000	—
Interfund-Neighborhd Svcs	150,000	150,000
Interfund Subtotal	330,000	150,000
Fringe Benefits		
Social Security	1,835	—
Fringe Benefits Subtotal	1,835	—
Salaries/Wages		
Salaries And Wages	24,000	—
Salaries/Wages Subtotal	24,000	—
Communications		
Telecommunications	3,000	3,000
Communications Subtotal	3,000	3,000
Contracted Services		
Police Services	500	500
Misc Contracted Services	34,900	18,000
Travel	20,000	—
Contracted Services Subtotal	55,400	18,500
Utilities		
Electricity	15,000	18,000
Utilities Subtotal	15,000	18,000
Maint And Repairs		
Maintenance Svc Contract	1,000	500
Building Maintenance	—	—
Maint And Repairs Subtotal	1,000	500
Supplies		
Misc Supplies And Expense	36,000	23,500
Supplies Subtotal	36,000	23,500
Minor Capital		
Office Equipmt - Minor Cap	25,400	—
Minor Capital Subtotal	25,400	—
Capital Outlay		
Buildings And Structures	25,500	75,000
Equipment - Other	—	—
Capital Outlay Subtotal	25,500	75,000
Total Expenditures	517,135	288,500

Fund Revenue Summary

Account		2020 Actual	2021 Actual	2022 Actual	2023 Budget	2024 Budget
84 - City Park - City Island						
345029	Park Permit Fees - Other	20,070	49,900	71,515	80,000	70,000
347090	Other Licenses/Permits	0	0	0	10,500	0
352000	Int On Invstmnts/Grant	0	0	1,188	0	17,000
355000	Rental Income	13,853	18,252	33,434	105,000	35,000
382000	Contributions And Donat	150	100	0	5,500	0
385000	Refunds Of Expenditures	50	0	0	0	0
399099	Estimated Cash Carryover	0	0	0	255,000	166,500
84 - City Park - City Island Subtotal		34,123	68,252	106,137	456,000	288,500
85 - City Park - Reservoir Park						
347090	Other Licenses/Permits	7,176	24,290	21,380	9,000	20,000
382000	Contributions And Donat	640	1,093	0	2,000	0
398054	Interfd-Parks/Recreation	0	0	0	0	0
399099	Estimated Cash Carryover	0	0	0	0	0
85 - City Park - Reservoir Park Subtotal		7,816	25,383	21,380	11,000	20,000
86 - Highmark Program						
352000	Int On Invstmnts/Grant	3,101	87	3,078	0	0
382000	Contributions And Donat	50,000	0	0	0	0
385000	Refunds Of Expenditures	50	2,175	0	0	0
399099	Estimated Cash Carryover	0	0	0	0	0
86 - Highmark Program Subtotal		53,151	2,262	3,078	0	0
87 - Events						
382000	Contributions And Donat	0	0	0	53,000	0
87 - Events Subtotal		0	0	0	53,000	0
Total Revenues		95,091	95,897	130,594	520,000	308,500

Fund Expenditure Detail

Account	2020 Actual	2021 Actual	2022 Actual	2023 Budget	2024 Budget
Interfund					
Interfund - Events					
481056 Interfund - Events	20,000	20,000	0	80,000	0
Interfund - Events Subtotal	20,000	20,000	0	80,000	0
Interfund - General Fund					
481010 Interfund - General Fund	0	0	0	100,000	0
Interfund - General Fund Subtotal	0	0	0	100,000	0
Interfund-Neighborhd Svcs					
481025 Interfund-Neighborhd Svcs	0	0	0	150,000	150,000
Interfund-Neighborhd Svcs Subtotal	0	0	0	150,000	150,000
Interfund Subtotal	20,000	20,000	0	330,000	150,000
Fringe Benefits					
Social Security					
419001 Social Security	995	433	1,591	1,835	0
Social Security Subtotal	995	433	1,591	1,835	0
Fringe Benefits Subtotal	995	433	1,591	1,835	0
Salaries/Wages					
Salaries And Wages					
414000 Salaries And Wages	13,014	5,665	20,811	24,000	0
Salaries And Wages Subtotal	13,014	5,665	20,811	24,000	0
Salaries/Wages Subtotal	13,014	5,665	20,811	24,000	0
Communications					
Telecommunications					
420040 Telecommunications Svcs	621	392	292	3,000	3,000
Telecommunications Subtotal	621	392	292	3,000	3,000
Communications Subtotal	621	392	292	3,000	3,000
Contracted Services					
Police Services					
429080 Police Services	0	0	0	500	500
Police Services Subtotal	0	0	0	500	500
Misc Contracted Services					
429090 Misc Contracted Services	2,700	4,499	0	34,900	18,000
Misc Contracted Services Subtotal	2,700	4,499	0	34,900	18,000

Fund Expenditure Detail

Account		2020 Actual	2021 Actual	2022 Actual	2023 Budget	2024 Budget
Travel						
429015	Travel	(1,324)	20,585	12,761	20,000	0
Travel Subtotal		(1,324)	20,585	12,761	20,000	0
Contracted Services Subtotal		1,376	25,084	12,761	55,400	18,500
Utilities						
Electricity						
422020	Electricity	8,458	12,001	11,778	15,000	18,000
Electricity Subtotal		8,458	12,001	11,778	15,000	18,000
Utilities Subtotal		8,458	12,001	11,778	15,000	18,000
Maint And Repairs						
Maintenance Svc Contract						
425090	Maintenance Svc Contract	0	0	0	1,000	500
Maintenance Svc Contract Subtotal		0	0	0	1,000	500
Maint And Repairs Subtotal		0	0	0	1,000	500
Supplies						
Misc Supplies And Expense						
430099	Misc Supplies And Expense	4,525	19,499	3,577	36,000	23,500
Misc Supplies And Expense Subtotal		4,525	19,499	3,577	36,000	23,500
Supplies Subtotal		4,525	19,499	3,577	36,000	23,500
Minor Capital						
Office Equipmt - Minor Cap						
439015	Office Equipmt - Minor Cap	0	0	0	25,400	0
Office Equipmt - Minor Cap Subtotal		0	0	0	25,400	0
Minor Capital Subtotal		0	0	0	25,400	0
Capital Outlay						
Buildings And Structures						
452000	Buildings And Structures	0	0	0	25,500	75,000
Buildings And Structures Subtotal		0	0	0	25,500	75,000
Capital Outlay Subtotal		0	0	0	25,500	75,000
Total Expenditures		48,989	83,074	50,809	517,135	288,500

City Park - City Island (84)

		2022 Actual	2024 Budget
Revenue			
345029	Park Permit Fees - Other	80,000	70,000
347090	Other Licenses/Permits	10,500	0
352000	Int On Invstmnts/Grant	0	17,000
355000	Rental Income	105,000	35,000
382000	Contributions And Donat	5,500	0
385000	Refunds Of Expenditures	0	0
399099	Estimated Cash Carryover	255,000	166,500
Total Revenue		456,000	288,500
Expenditures			
420040	Telecommunications Svcs	3,000	3,000
422020	Electricity	15,000	18,000
425090	Maintenance Svc Contract	1,000	500
429080	Police Services	500	500
429090	Misc Contracted Services	30,000	18,000
430099	Misc Supplies And Expense	28,500	23,500
439015	Office Equipmt - Minor Cap	25,000	0
452000	Buildings And Structures	25,500	75,000
481010	Interfund - General Fund	100,000	0
481025	Interfund-Neighborhd Svcs	150,000	150,000
481056	Interfund - Events	80,000	0
Total Expenditures		458,500	288,500

City Park - Reservoir Park (85)

		2022 Actual	2024 Budget
Revenue			
347090	Other Licenses/Permits	9,000	20,000
382000	Contributions And Donat	2,000	0
398054	Interfd-Parks/Recreation	0	0
399099	Estimated Cash Carryover	0	0
Total Revenue		11,000	20,000
Expenditures			
425030	Building Maintenance	0	0

City Park - Reservoir Park (85)

		2022 Actual	2024 Budget
429090	Misc Contracted Services	4,900	0
430099	Misc Supplies And Expense	3,200	0
439015	Office Equipmt - Minor Cap	400	0
453099	Equipment - Other	0	0
Total Expenditures		8,500	0

Highmark Program (86)

		2022 Actual	2024 Budget
Revenue			
352000	Int On Invstmnts/Grant	0	0
382000	Contributions And Donat	0	0
385000	Refunds Of Expenditures	0	0
399099	Estimated Cash Carryover	0	0
Total Revenue		0	0
Expenditures			
414000	Salaries And Wages	0	0
419001	Social Security	0	0
429015	Travel	0	0
430099	Misc Supplies And Expense	0	0
Total Expenditures		0	0

Events (87)

		2022 Actual	2024 Budget
Revenue			
345081	Special Park Fees-City Island	0	0
347090	Other Licenses/Permits	59,000	145,073
352000	Int On Invstmnts/Grant	1,000	13,381
382000	Contributions And Donat	93,000	198,512
398054	Interfd-Parks/Recreation	80,000	0
399099	Estimated Cash Carryover	145,000	10,034
Total Revenue		378,000	367,000
Expenditures			
414000	Salaries And Wages	24,000	0
419001	Social Security	1,835	0
429015	Travel	20,000	0

Events (87)

		2022 Actual	2024 Budget
429081	Fireworks - July 4	0	0
429082	Fireworks - Kipona	0	0
429083	Fireworks - Minor Event	0	0
429084	Misc Contr Svc-July 4	0	0
429085	Misc Contr Svc-Kipona	0	0
429086	Misc Contr Svc-Minor Event	325,000	325,000
430099	Misc Supplies And Expense	4,300	42,000
Total Expenditures		375,135	367,000



WHBG-TV Fund

Personnel	2023 Adopted	2024 Approved
Professional Svcs		
Consulting	—	—
Professional Svcs Subtotal	—	—
Contracted Services		
Tuition/Training	500	820
Contracted Personnel Svcs	—	—
Contracted Services Subtotal	500	820
Supplies		
Misc Supplies And Expense	500	820
Supplies Subtotal	500	820
Total Expenditures	1,000	1,640

Fund Revenue Summary

Account		2020 Actual	2021 Actual	2022 Actual	2023 Budget	2024 Budget
00 - Null						
352000	Int On Invstmts/Grant	168	3	126	10	640
384007	Hbg Broadcasting Network	825	25	0	1,000	0
399099	Estimated Cash Carryover	0	0	0	0	1,000
00 - Null Subtotal		993	28	126	1,010	1,640
Total Revenues		993	28	126	1,010	1,640

Fund Expenditure Detail

Account		2020 Actual	2021 Actual	2022 Actual	2023 Budget	2024 Budget
Contracted Services						
Tuition/Training						
429001	Tuition/Training	0	0	0	500	820
Tuition/Training Subtotal		0	0	0	500	820
Contracted Services Subtotal		0	0	0	500	820
Supplies						
Misc Supplies And Expense						
430099	Misc Supplies And Expense	0	0	0	500	820
Misc Supplies And Expense Subtotal		0	0	0	500	820
Supplies Subtotal		0	0	0	500	820
Total Expenditures		0	0	0	1,000	1,640



Events Fund

Personnel	2023 Adopted	2024 Approved
Contracted Services		
Fireworks - July 4	—	—
Fireworks - Kipona	—	—
Fireworks - Minor Event	—	—
Misc Contr Svc-July 4	—	—
Misc Contr Svc-Kipona	—	—
Misc Contr Svc-Minor Event	395,000	325,000
Contracted Personnel Svcs	—	—
Contracted Services Subtotal	395,000	325,000
Supplies		
Misc Supplies And Expense	42,000	42,000
Office Supplies	—	—
Supplies Subtotal	42,000	42,000
Total Expenditures	437,000	367,000

Fund Revenue Summary

Account		2020 Actual	2021 Actual	2022 Actual	2023 Budget	2024 Budget
87 - Events						
345081	Special Park Fees-City Island	0	0	0	0	0
347090	Other Licenses/Permits	11,560	48,991	66,552	59,000	145,073
352000	Int On Invstmnts/Grant	976	32	2,104	1,000	13,381
382000	Contributions And Donat	49,482	64,050	85,352	40,000	198,512
398054	Interfd-Parks/Recreation	20,000	20,000	0	80,000	0
399099	Estimated Cash Carryover	0	0	0	145,000	10,034
87 - Events Subtotal		82,018	133,073	154,008	325,000	367,000
88 - Artsfest						
347090	Other Licenses/Permits	1,325	42,975	62,415	75,000	0
382000	Contributions And Donat	0	14,000	18,500	50,800	0
88 - Artsfest Subtotal		1,325	56,975	80,915	125,800	0
Total Revenues		83,343	190,048	234,923	450,800	367,000

Fund Expenditure Detail

Account	2020 Actual	2021 Actual	2022 Actual	2023 Budget	2024 Budget
Contracted Services					
Fireworks - July 4					
429081 Fireworks - July 4	16,000	16,000	18,000	0	0
Fireworks - July 4 Subtotal	16,000	16,000	18,000	0	0
Fireworks - Kipona					
429082 Fireworks - Kipona	10,000	16,000	0	0	0
Fireworks - Kipona Subtotal	10,000	16,000	0	0	0
Fireworks - Minor Event					
429083 Fireworks - Minor Event	0	4,000	0	0	0
Fireworks - Minor Event Subtotal	0	4,000	0	0	0
Misc Contr Svc-July 4					
429084 Misc Contr Svc-July 4	784	12,611	24,760	0	0
Misc Contr Svc-July 4 Subtotal	784	12,611	24,760	0	0
Misc Contr Svc-Kipona					
429085 Misc Contr Svc-Kipona	927	55,873	53,067	0	0
Misc Contr Svc-Kipona Subtotal	927	55,873	53,067	0	0
Misc Contr Svc-Minor Event					
429086 Misc Contr Svc-Minor Event	32,782	30,961	96,952	395,000	325,000
Contracted Personnel Svcs					
429014 Contracted Personnel Svcs	2,500	0	0	0	0
Contracted Personnel Svcs Subtotal	2,500	0	0	0	0
Misc Contr Svc-Minor Event Subtotal	32,782	30,961	96,952	395,000	325,000
Contracted Services Subtotal	62,992	135,446	192,779	395,000	325,000
Supplies					
Misc Supplies And Expense					
430099 Misc Supplies And Expense	0	0	0	42,000	42,000
Misc Supplies And Expense Subtotal	0	0	0	42,000	42,000
Office Supplies					
430009 Office Supplies	0	0	26	0	0
Office Supplies Subtotal	0	0	26	0	0
Supplies Subtotal	0	0	26	42,000	42,000
Total Expenditures	62,992	135,446	192,805	437,000	367,000

Events (87)

		2022 Actual	2024 Budget
Revenue			
345081	Special Park Fees-City Island	0	0
347090	Other Licenses/Permits	59,000	145,073
352000	Int On Invstmnts/Grant	1,000	13,381
382000	Contributions And Donat	93,000	198,512
398054	Interfd-Parks/Recreation	80,000	0
399099	Estimated Cash Carryover	145,000	10,034
Total Revenue		378,000	367,000
Expenditures			
414000	Salaries And Wages	24,000	0
419001	Social Security	1,835	0
429015	Travel	20,000	0
429081	Fireworks - July 4	0	0
429082	Fireworks - Kipona	0	0
429083	Fireworks - Minor Event	0	0
429084	Misc Contr Svc-July 4	0	0
429085	Misc Contr Svc-Kipona	0	0
429086	Misc Contr Svc-Minor Event	325,000	325,000
430099	Misc Supplies And Expense	4,300	42,000
Total Expenditures		375,135	367,000

Artsfest (88)

		2022 Actual	2024 Budget
Revenue			
347090	Other Licenses/Permits	75,000	0
382000	Contributions And Donat	50,800	0
Total Revenue		125,800	0
Expenditures			
429014	Contracted Personnel Svcs	0	0
429086	Misc Contr Svc-Minor Event	70,000	0
430009	Office Supplies	0	0
430099	Misc Supplies And Expense	42,000	0
Total Expenditures		112,000	0

